

Tega Cay Elementary School

2185 Gold Hill Road

Tega Cay, SC 29708



South Carolina State Report Card

State and federal laws require public schools to release report cards to the public each year. This year, the report card has been updated to reflect changes in reporting directed by the SC Education Oversight Committee. Schools will not be rated for state accountability purposes until Fall 2017 when the state will transition to a single accountability system. The following reports student performance in school year 2014-15.

Grades:	K-5 Elementary	Principal:	Chris Gardner
Enrollment:	738 students	Superintendent:	James N. Epps, Jr.
School Phone:	803-548-8282	Board Chair:	Patrick M. White
School Website:	http://tces.fortmillschools.org		



Profile of the SC Graduate

World Class Knowledge

- Rigorous standards in language arts and math for career and college readiness
- Multiple languages, science, technology, engineering, mathematics (STEM), arts and social sciences*

World Class Skills

- Creativity and innovation
- Critical thinking and problem solving
- Collaboration and teamwork
- Communication, information, media and technology
- Knowing how to learn

Life and Career Characteristics

- Integrity
- Self-direction
- Global perspective
- Perseverance
- Work ethic
- Interpersonal skills

* 21st Century core courses in Social Sciences include History, Geography, Economics, Government and Civics.

WORLD CLASS SKILLS & LIFE AND CAREER CHARACTERISTICS

Our school is helping all students develop the world class skills and life and career characteristics of the Profile of the Graduate by ...

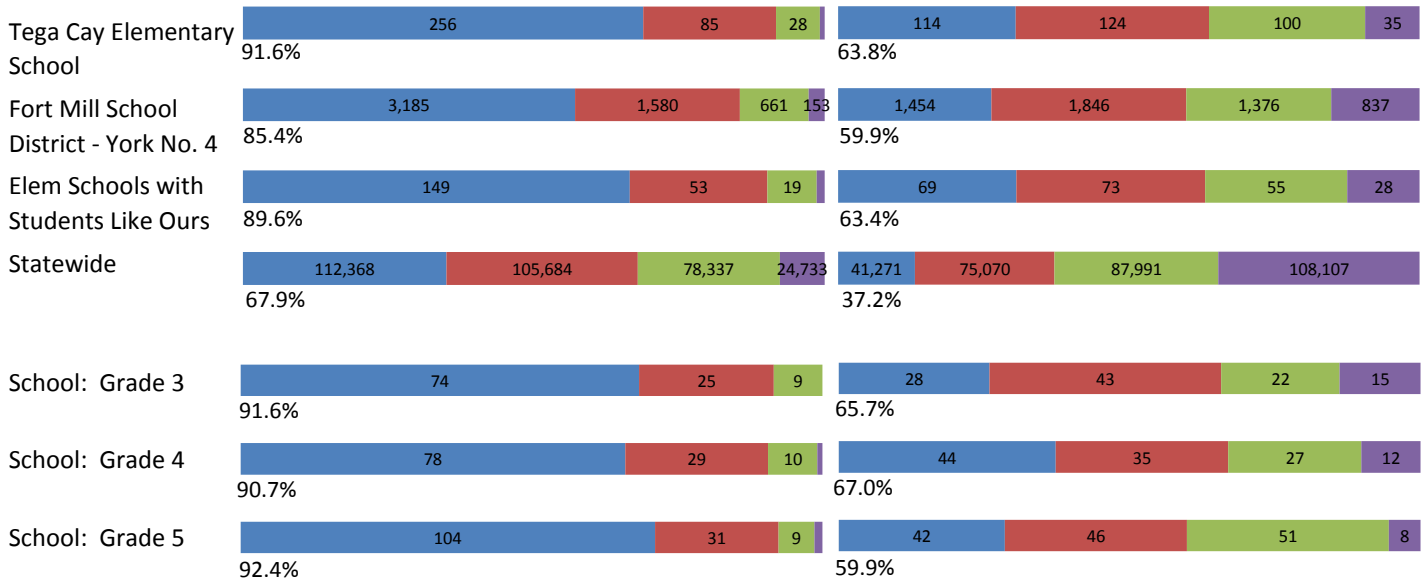
Tega Cay Elementary School is helping all students develop the world class skills and life and career characteristics of the Profile of the South Carolina Graduate by providing a safe, authentic, and academically challenging learning environment. We provide such an environment or atmosphere through the implementation of our mission statement as a new school: to build a school that parents value, where teachers thrive, and children learn and grow. We demonstrate this mission by challenging our students with standards-based content and rigor, best instructional practices, and individualization in order to reach their full potential ... as well as the ongoing professional development of our teachers, all within the framework of our district's mission and strategic plan. Our teachers are always seeking to learn new and effective strategies to use in the classroom such as Balanced Literacy, Lucy Caulkins Writing, Read to Succeed initiatives, vocabulary study alignment, STEM initiatives including Lego education and engineering initiatives, project based learning, science kits, drama, music, art, daily technology integration, and use of resources obtained by numerous Donor's Choose Grant recipients. Past trainings in areas such as single gender education, brain research, gifted education, and differentiation also benefit our instruction. Interventions include Reading Recovery (10 of 11 RR students discontinued the program), Reading and Math Assistant support, and Special Services intervention. We are proud of the strong foundation of academic success we have established within our Professional Learning Community. In order to monitor our progress, we administer all required state assessments along with Measures of Academic Progress testing, Fountas and Pinnell Reading Assessments, plus additional feedback from our popular Accelerated Reader and Math Superstar programs. With regard to career readiness, many of our classrooms function as mini-economies where students have leadership or functional responsibilities that earn rewards that may be redeemed for desired or needed goods or opportunities. Additionally, numerous classes engage in Junior Achievement initiatives, with one grade level also partnering with Family Trust Credit Union for early financial literacy initiatives. To enhance life skills, TCES partnered with the Tega Cay Police Department to host several safety workshops for families. With regard to student health and well-being, we partnered with the Tega Cay Lion's Club to offer extensive and diagnostic vision screenings for all students. At Tega Cay Elementary we also have various programs outside of the academic world to focus on the development of the whole child. Through the efforts of our guidance counselors along with our classroom teachers, character education is a cornerstone of our curriculum as we seek to build both academic and leadership skills to benefit our students through their school years and beyond. In addition, our upper grade students serve as role models in the role of reading buddies to our primary students. Nearly 75 of our upper grade students applied for and

KNOWLEDGE

The ACT Aspire assessment was given to students in grades 3-8 in Spring 2015. Students were assessed in the subject areas of Reading, English, Mathematics and Writing

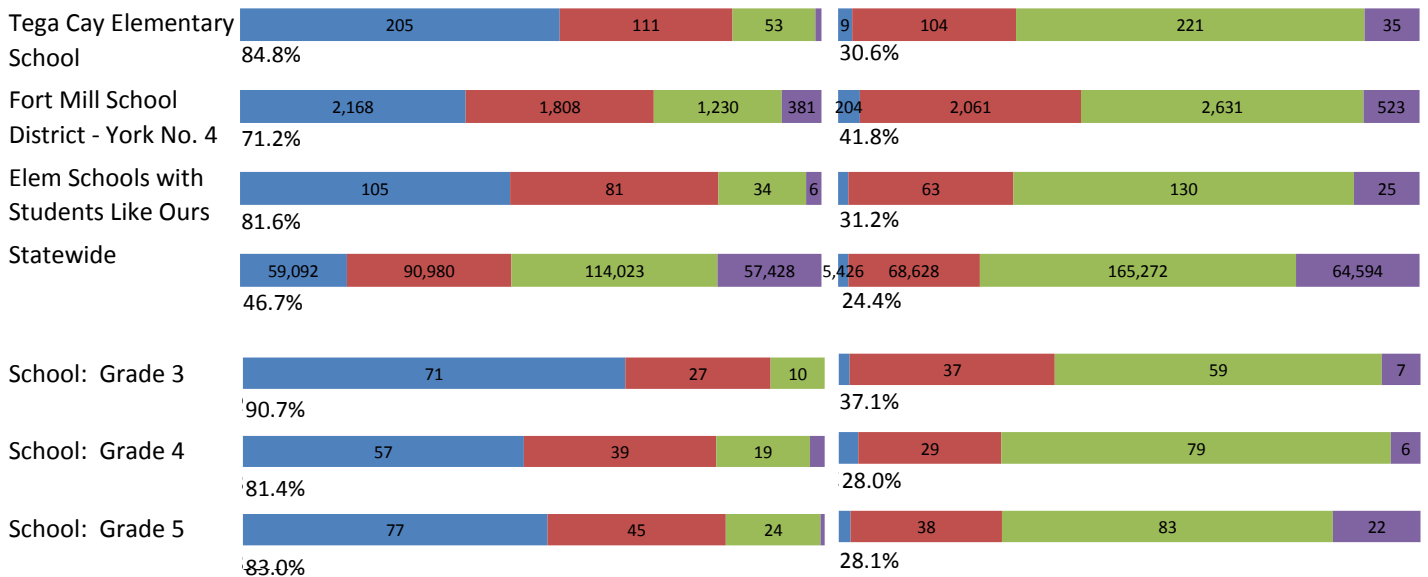
ENGLISH

READING



MATHEMATICS

WRITING



ACT Readiness Levels



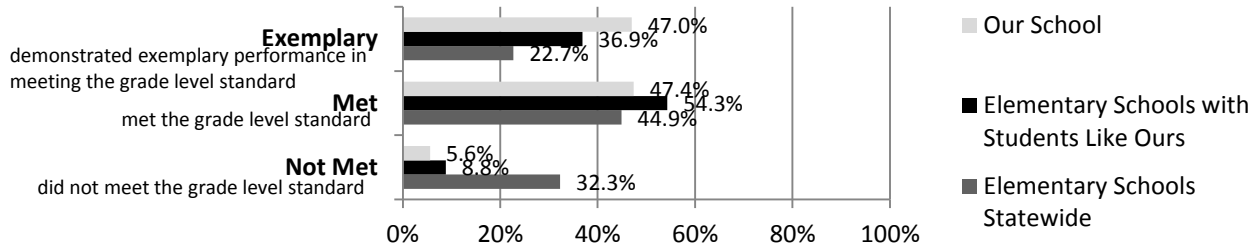
Abbreviations for Missing Data

- N/A-Not Applicable
- N/AV-Not Available
- N/C-Not Collected
- N/R-Not Reported
- I/S-Insufficient Sample

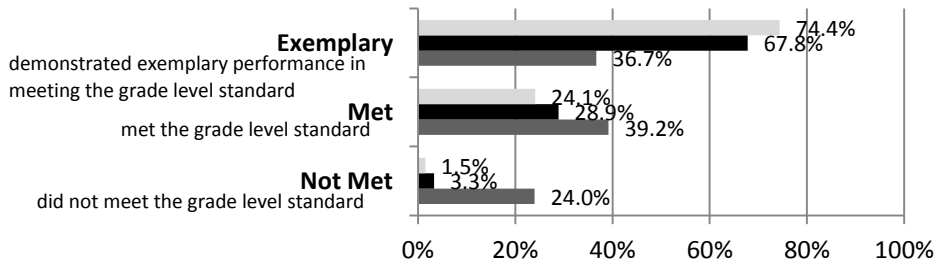
KNOWLEDGE

The SC Palmetto Assessment of State Standards (SCPASS) was given to students in grades 4 - 8 in Spring 2015. Students were assessed in the subject areas of Science and Social Studies.

Science



Social Studies



Science SCPASS	
Our School: Percent Met and Above for each grade level	
4th grade	5th grade
93.3	95.2
Social Studies SCPASS	
Our School: Percent Met and Above for each grade level	
4th grade	5th grade
99.2	98.0

Note: Results include SC-Alt assessment results.

Exemplary	"Exemplary": student demonstrated exemplary performance in meeting the grade level standard.
Met	"Met": student met the grade level standard.
Not Met	"Not Met": student did not meet the grade level standard.

Elementary Schools with Students Like Ours are elementary schools with poverty indices of no more than 5% above or below the index for the school.

Abbreviations for Missing Data

N/A-Not Applicable N/AV-Not Available N/C-Not Collected N/R-Not Reported I/S-Insufficient Sample

OPPORTUNITIES**For students to meet the profile of the SC Graduate**

	Our School	Change from Last Year	Elementary Schools with students like ours
Students (n = 738)			
Percent of students participating in Medicaid, SNAP, or TANF; homeless, foster, or migrant students (poverty index)	10.4	N/A	N/A
Attendance Rate	97.4	N/A	97.1
With disabilities	5.2	N/A	5.2
Out of school suspensions or expulsions for violent and/or criminal offenses	0.0	N/A	0.0
Percentage of students served by gifted and talented programs	21.8	N/A	25.0
Percentage of students retained	0.0	N/A	0.0
Teachers (n = 47)			
Percentage of teachers with advanced degrees	74.5	N/A	66.7
Percentage of teachers on continuing contract	95.7	N/A	81.1
Teachers returning from previous year	N/A	N/A	93.0
Teacher attendance rate	95.4	N/A	95.4
Average teacher salary*	\$51,864	N/A	\$49,524
Professional development days / teacher	12.9 days	N/A	8.1 days
Percentage of teacher vacancies for more than 9 weeks	0.0	N/A	0.6
School			
Principal's years at school	1.0	N/A	3.0
Student-teacher ratio in core subjects	21.1 to 1	N/A	21.1 to 1
Prime instructional time	90.9	N/A	90.9
Opportunities in the arts	Good	N/A	Good
Opportunities in foreign languages	Poor	N/A	Poor
AdvancEd (SACS) accreditation	Yes	N/A	No
Parents attending conferences	98.3	N/A	100.0
Character development program	Fair	N/A	Excellent
Avg. age of books / electronic media in the school library	8.0	N/A	9.6
Number of resources available per student in the school library media center	18.6	N/A	21.4
Bandwidth capacity per student	<25 Mbps	N/C	N/A
Percent of classrooms with wireless access	76-100%	N/C	N/A
District-issued learning devices per student	0.7	N/C	1.0
District-issued technology devices per teacher	2.8	N/C	1.9
Percentage of classes not taught by highly qualified teachers	0.0	N/A	0.0
Dollars spent per pupil**	N/A	N/A	\$8,868
Percent of expenditures for instruction**	N/A	N/A	62.9
Percent of expenditures for teachers' salaries**	N/A	N/A	69.6

* Includes current year teachers contracted for 190 days or more.

** Prior year audited financial data are reported.

Abbreviations for Missing Data

N/A-Not Applicable

N/AV-Not Available

N/C-Not Collected

N/R-Not Reported

I/S-Insufficient Sample

OPPORTUNITIES**Evaluations by Teachers, Students, and Parents****Evaluations by Teachers, Students, and Parents**

	Teachers	Students*	Parents*
Number of surveys returned	27	146	122
Percent satisfied with learning environment	96.3	94.5	97.5
Percent satisfied with social and physical environment	96.3	91.1	96.7
Percent satisfied with school-home relations	100.0	91.8	84.5

* Only students at the highest elementary school grade and their parents were included.

State Ratings History of School

Year	Absolute Rating	Growth Rating
2014	N/A	N/A
2013	N/A	N/A
2012	N/A	N/A

Based on state law, schools will not be rated for state accountability purposes until Fall 2017.

Additional Resources

SC State Content Standards
[Family-Friendly Guides to the SC Content Standards](#)
[2014-15 Accountability Manual](#)
[Report Card Data Files](#)
[ESEA Data Files](#)

Abbreviations for Missing Data

N/A-Not Applicable

N/AV-Not Available

N/C-Not Collected

N/R-Not Reported

I/S-Insufficient Sample