

Thornwell School for the Arts

437 West Carolina Avenue
Hartsville, SC 29550



South Carolina State Report Card

State and federal laws require public schools to release report cards to the public each year. This year, the report card has been updated to reflect changes in reporting directed by the SC Education Oversight Committee. Schools will not be rated for state accountability purposes until Fall 2017 when the state will transition to a single accountability system. The following reports student performance in school year 2014-15.

Grades:	1-5 Elementary	Principal:	Allison Baker, Interim Principal
Enrollment:	396 students	Superintendent:	Dr. Eddie Ingram
School Phone:	843-857-3090	Board Chair:	Connell Delaine
School Website:	http://tes.dcsdschools.org/		



Profile of the SC Graduate

World Class Knowledge

- Rigorous standards in language arts and math for career and college readiness
- Multiple languages, science, technology, engineering, mathematics (STEM), arts and social sciences*

World Class Skills

- Creativity and innovation
- Critical thinking and problem solving
- Collaboration and teamwork
- Communication, information, media and technology
- Knowing how to learn

Life and Career Characteristics

- Integrity
- Self-direction
- Global perspective
- Perseverance
- Work ethic
- Interpersonal skills

* 21st Century core courses in Social Sciences include History, Geography, Economics, Government and Civics.

WORLD CLASS SKILLS & LIFE AND CAREER CHARACTERISTICS

Our school is helping all students develop the world class skills and life and career characteristics of the Profile of the Graduate by ...

Thornwell School for the Arts is proud to be a part of the Darlington County School District; a progressive district invested in preparing students who exemplify the Profile of the South Carolina Graduate.

Thornwell is a unique Title 1 school centrally located in the town of Hartsville, South Carolina. With a population of about 400 students in grades 1 - 5, this arts integrated, magnet school exposes students to both the visual and performing arts on a daily basis providing creativity and innovation, critical thinking and problem solving, collaboration and teamwork which are all a part of the World Class Skills necessary in preparing students for graduation.

Students at Thornwell also participate in many programs to support personal and cultural experiences throughout the school year including Boy Scouts, Girl Scouts, Good News Club, Service Learning jobs, Chorus, Art Club, and Beta Club. All of these experiences provide those life and career characteristics that are so important in the development of soft skills for a productive future in the work force.

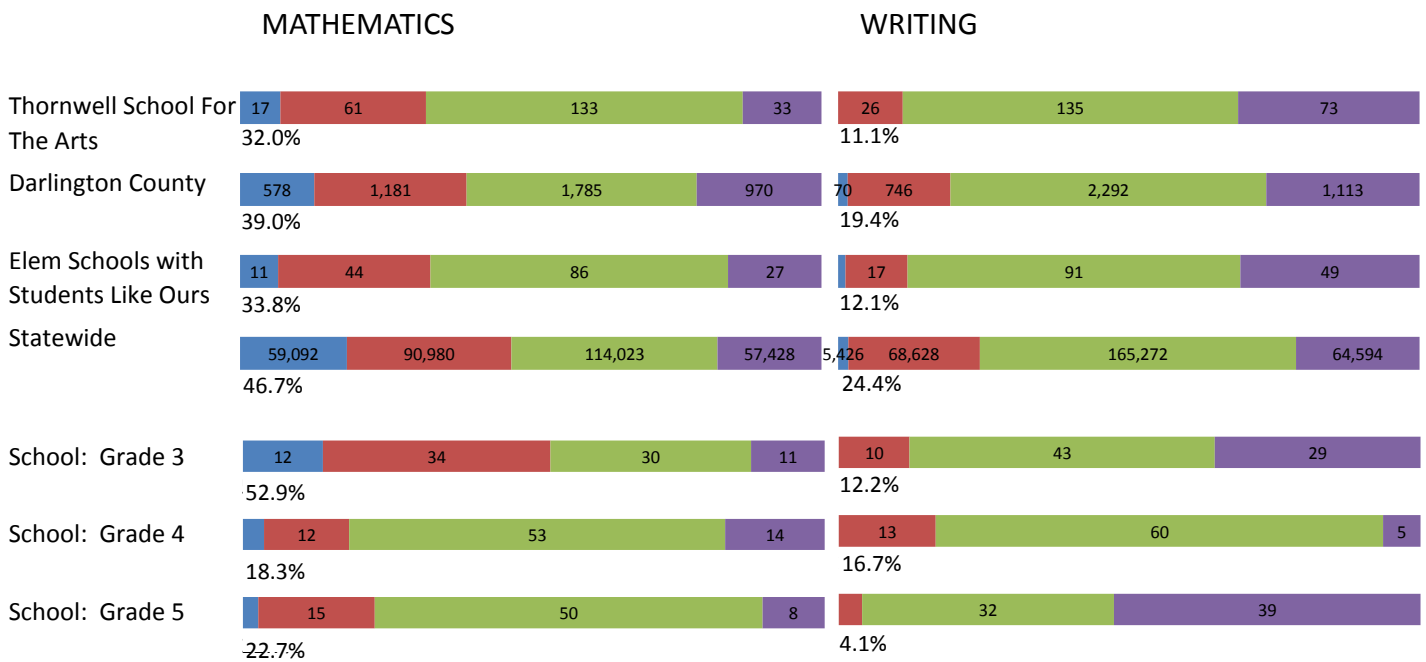
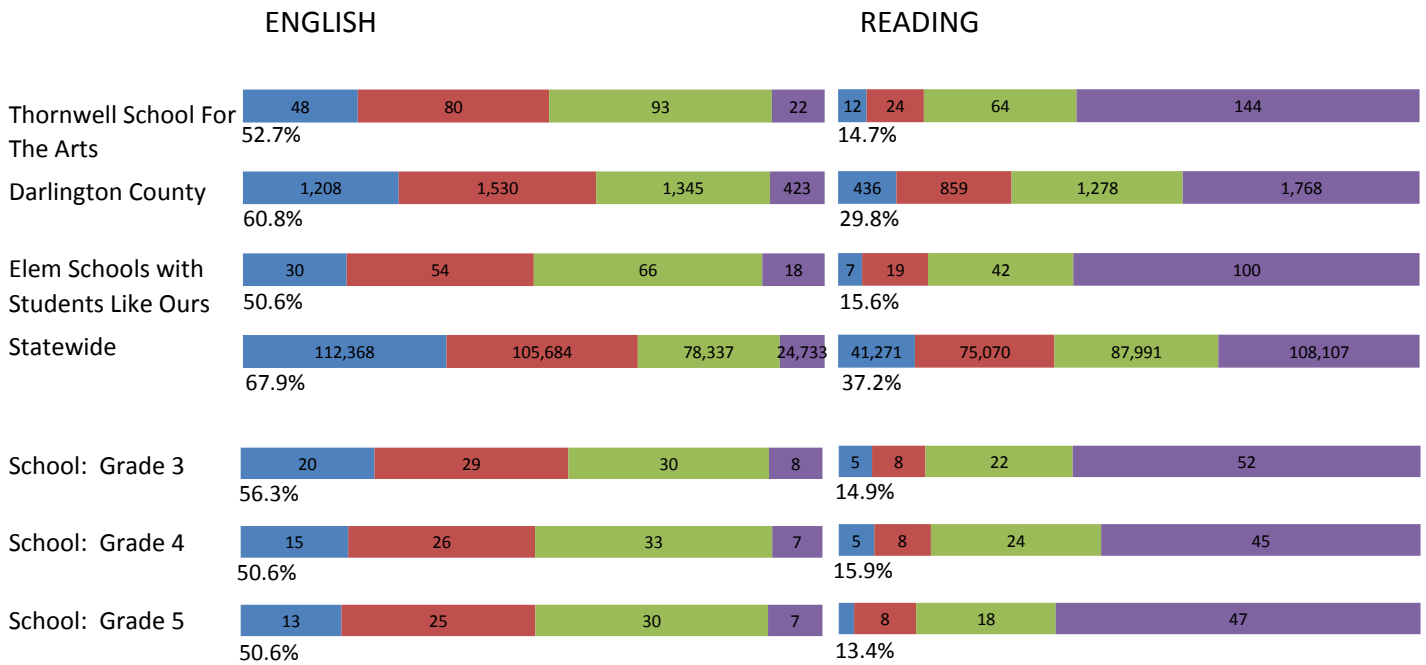
Academic excellence is also an integral part of the school culture. Students attend after school tutoring and teachers provide enrichment during the day for all students to enhance the learning experience. The staff is committed to providing World Class Knowledge to the children and continuing to learn and grow professionally in order to stay current with best practices.

Without a doubt, Thornwell School for the Arts is "Setting the Stage for Excellence" for all students today and in years to come. We welcome you with open arms and ask you to join us on the stage and assist us in making our students dreams come true.

Allison Baker, Interim Principal Janet Davis, SIC chair

KNOWLEDGE

The ACT Aspire assessment was given to students in grades 3-8 in Spring 2015. Students were assessed in the subject areas of Reading, English, Mathematics and Writing



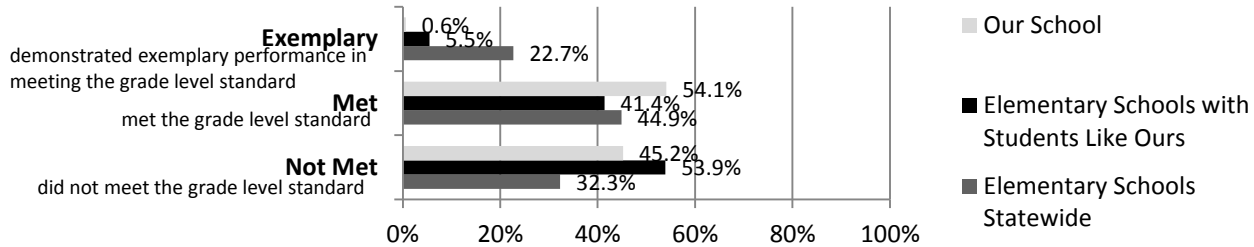
Abbreviations for Missing Data

N/A-Not Applicable N/AV-Not Available N/C-Not Collected N/R-Not Reported I/S-Insufficient Sample

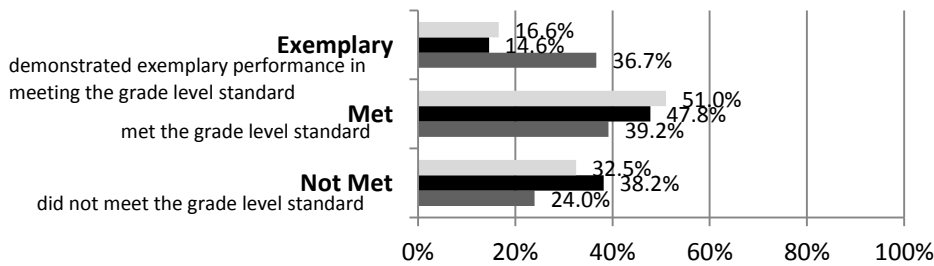
KNOWLEDGE

The SC Palmetto Assessment of State Standards (SCPASS) was given to students in grades 4 - 8 in Spring 2015. Students were assessed in the subject areas of Science and Social Studies.

Science



Social Studies



Science SCPASS	
Our School: Percent Met and Above for each grade level	
4th grade	5th grade
62.2	46.7
Social Studies SCPASS	
Our School: Percent Met and Above for each grade level	
4th grade	5th grade
85.4	48.0

Note: Results include SC-Alt assessment results.

Exemplary	"Exemplary": student demonstrated exemplary performance in meeting the grade level standard.
Met	"Met": student met the grade level standard.
Not Met	"Not Met": student did not meet the grade level standard.

Elementary Schools with Students Like Ours are elementary schools with poverty indices of no more than 5% above or below the index for the school.

Abbreviations for Missing Data

N/A-Not Applicable N/AV-Not Available N/C-Not Collected N/R-Not Reported I/S-Insufficient Sample

OPPORTUNITIES**For students to meet the profile of the SC Graduate**

	Our School	Change from Last Year	Elementary Schools with students like ours
Students (n = 396)			
Percent of students participating in Medicaid, SNAP, or TANF; homeless, foster, or migrant students (poverty index)	94.6	Down from 95.0%	N/A
Attendance Rate	95.8	Down from 96.0%	95.0
With disabilities	13.6	Down from 15.2%	13.1
Out of school suspensions or expulsions for violent and/or criminal offenses	0.0	No change	0.0
Percentage of students served by gifted and talented programs	17.2	Up from 16.5%	2.2
Percentage of students retained	2.3	Down from 2.9%	1.6
Teachers (n = 22)			
Percentage of teachers with advanced degrees	50.0	Down from 58.3%	59.0
Percentage of teachers on continuing contract	50.0	Down from 66.7%	69.6
Teachers returning from previous year	69.6	Down from 82.9%	81.3
Teacher attendance rate	94.4	Down from 97.4%	95.0
Average teacher salary*	\$41,986	Down 1.5%	\$46,070
Professional development days / teacher	12.4 days	Down from 25.2 days	10.2 days
Percentage of teacher vacancies for more than 9 weeks	0.0	N/A	2.1
School			
Principal's years at school	1.0	Down from 5.0	3.0
Student-teacher ratio in core subjects	17.0 to 1	Down from 21.0 to 1	18.8 to 1
Prime instructional time	88.4	Down from 91.5%	89.0
Opportunities in the arts	Good	Up from Fair	Good
Opportunities in foreign languages	Poor	N/A	Poor
AdvancEd (SACS) accreditation	Yes	No change	Yes
Parents attending conferences	100.0	No change	100.0
Character development program	Excellent	No change	Good
Avg. age of books / electronic media in the school library	16.0	N/A	15.9
Number of resources available per student in the school library media center	29.7	N/A	33.2
Bandwidth capacity per student	<25 Mbps	N/C	N/A
Percent of classrooms with wireless access	76-100%	N/C	N/A
District-issued learning devices per student	0.5	N/C	0.8
District-issued technology devices per teacher	2.5	N/C	2.1
Percentage of classes not taught by highly qualified teachers	18.1	Up from 0.0%	0.0
Dollars spent per pupil**	\$7,681	Up 19.4%	\$8,530
Percent of expenditures for instruction**	60.0	Up from 59.7%	64.9
Percent of expenditures for teachers' salaries**	61.0	Up from 60.3%	66.0

* Includes current year teachers contracted for 190 days or more.

** Prior year audited financial data are reported.

Abbreviations for Missing Data

N/A-Not Applicable

N/AV-Not Available

N/C-Not Collected

N/R-Not Reported

I/S-Insufficient Sample

OPPORTUNITIES**Evaluations by Teachers, Students, and Parents****Evaluations by Teachers, Students, and Parents**

	Teachers	Students*	Parents*
Number of surveys returned	24	67	27
Percent satisfied with learning environment	75.0	73.2	88.9
Percent satisfied with social and physical environment	70.9	71.7	85.2
Percent satisfied with school-home relations	62.5	82.4	63.0

* Only students at the highest elementary school grade and their parents were included.

State Ratings History of School

Year	Absolute Rating	Growth Rating
2014	Average	At-Risk
2013	Average	Average
2012	Average	Average

Based on state law, schools will not be rated for state accountability purposes until Fall 2017.

Additional Resources

SC State Content Standards
[Family-Friendly Guides to the SC Content Standards](#)
[2014-15 Accountability Manual](#)
[Report Card Data Files](#)
[ESEA Data Files](#)

Abbreviations for Missing Data

N/A-Not Applicable

N/AV-Not Available

N/C-Not Collected

N/R-Not Reported

I/S-Insufficient Sample