

Carolina Elementary School

719 W. Carolina Ave
Hartsville, SC 29550



South Carolina State Report Card

State and federal laws require public schools to release report cards to the public each year. This year, the report card has been updated to reflect changes in reporting directed by the SC Education Oversight Committee. Schools will not be rated for state accountability purposes until Fall 2017 when the state will transition to a single accountability system. The following reports student performance in school year 2014-15.

Grades:	1-5 Elementary	Principal:	Donna R. Barrett
Enrollment:	229 students	Superintendent:	Dr. Eddie Ingram
School Phone:	843-857-3220	Board Chair:	Connell Delaine
School Website:	http://ces.dcsdschools.org/		



Profile of the SC Graduate

World Class Knowledge

- Rigorous standards in language arts and math for career and college readiness
- Multiple languages, science, technology, engineering, mathematics (STEM), arts and social sciences*

World Class Skills

- Creativity and innovation
- Critical thinking and problem solving
- Collaboration and teamwork
- Communication, information, media and technology
- Knowing how to learn

Life and Career Characteristics

- Integrity
- Self-direction
- Global perspective
- Perseverance
- Work ethic
- Interpersonal skills

* 21st Century core courses in Social Sciences include History, Geography, Economics, Government and Civics.

WORLD CLASS SKILLS & LIFE AND CAREER CHARACTERISTICS

Our school is helping all students develop the world class skills and life and career characteristics of the Profile of the Graduate by ...

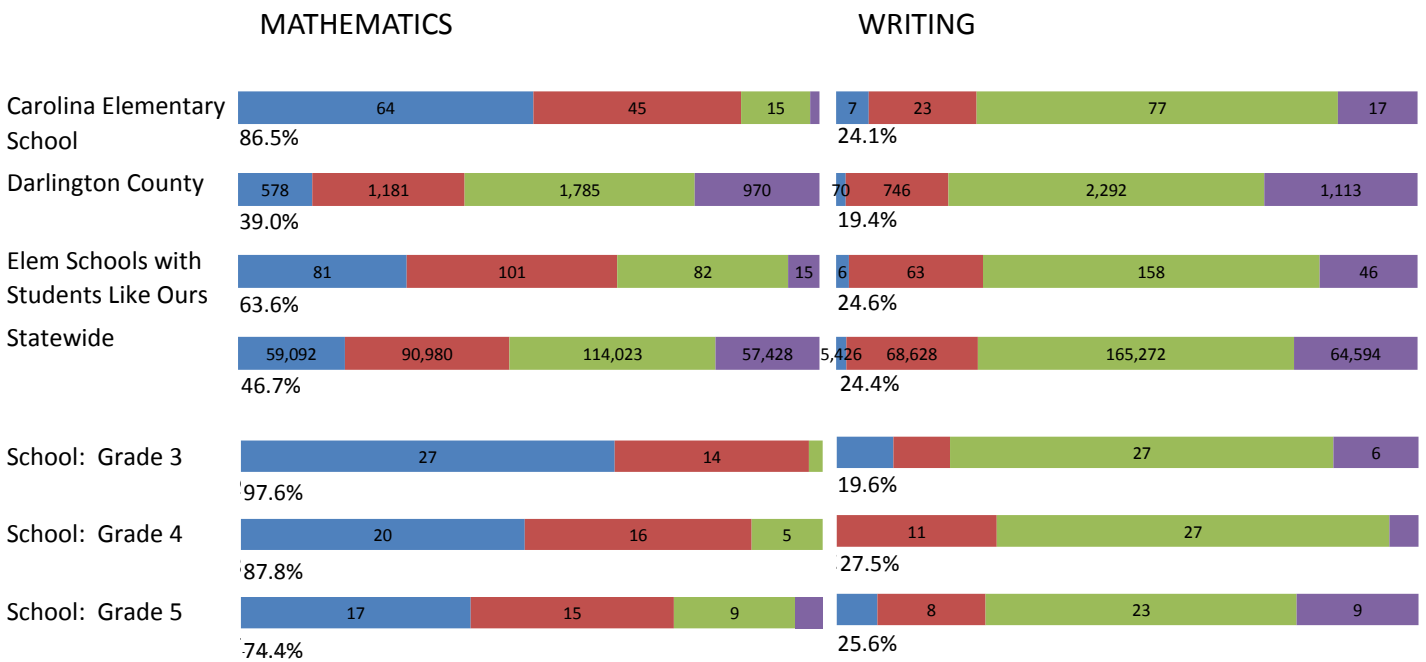
Carolina Elementary School is helping all students develop the world class skills and life and career characteristics of the Profile of the South Carolina Graduate by providing a safe, caring, and academically challenging learning environment. We provide such an environment through the implementation of our school vision: a school that is a "Community of Learners Dedicated to Student Achievement." We demonstrate this vision by challenging our students with best practices to reach their full potential and by the continuous professional development of our teachers.

Our teachers are always seeking to learn new and effective strategies to use in the classroom such as: ALEKS, Moby Max, Bal-a-Vis-X, Problem Solvers, Numeracy, Lucy Calkins' Writing Curriculum, Individual Reading Conferences, Reading Interventionist, and Fast ForWord. We are proud of our strong history of academic success.

At Carolina Elementary we also have various programs outside the academic world to focus on the development of the whole child. School-wide we have focused on embedding character education in all that we do. We believe it is imperative that our students learn what it means to be a leader with good character traits and that these traits will help to ensure success in life. This year we continued to use the Positive Behavior Interventions and Support (PBIS) program. This program rewards our students for displaying positive behaviors. We celebrate these behaviors with our students during the year as they decide on activities for team building with our final celebration at Dragon Fest. We also continued our partnership with South Carolina Governor's School's Robotics program. This program introduces our fifth graders to the world of robotics and how they are used in all areas of life. Our guidance counselor taught the College and Career curriculum designed by our district during weekly classroom guidance lessons. She helped us to learn how to handle problems by "talking, walking and squawking". Each month, the Junior Beta Club sponsored a service project such as "Feed the Foxes", helping our county Humane Society, Samaritan's Purse, collecting can food for our community and food bank, collecting funds for Pennies for Leukemia, Junior Diabetes, and Relay for Life. We also collected food for our local community - Carolina Kids. This program ensures students have healthy food and warm clothes. Officer Huggins, our SRO, taught the DARE program to our fifth graders. This program helps students understand the importance of making good choices throughout their life and into their chosen career. Mrs. Middleton, our Coordinating Teacher, offered an after school club for fourth graders that taught computer skills in coding and using math to develop computer games. Students had to apply their math knowledge and computer skills to create new games. We offered a Chess club after school to develop higher level thinking skills. In addition, MAD SCIENCE and the GOOD NEWS CLUB were offered as after school opportunities for our students.

KNOWLEDGE

The ACT Aspire assessment was given to students in grades 3-8 in Spring 2015. Students were assessed in the subject areas of Reading, English, Mathematics and Writing



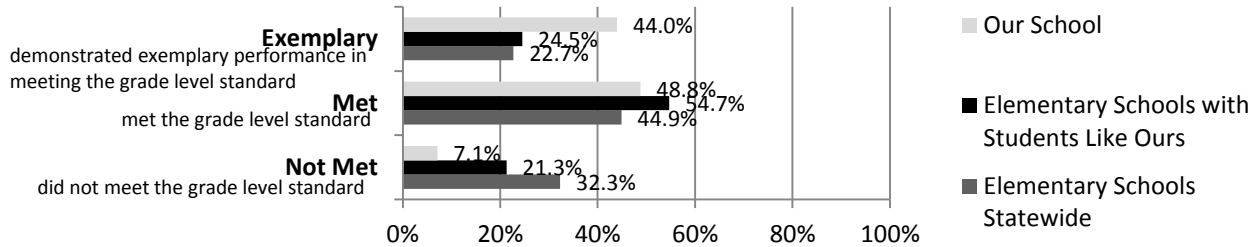
Abbreviations for Missing Data

N/A-Not Applicable N/AV-Not Available N/C-Not Collected N/R-Not Reported I/S-Insufficient Sample

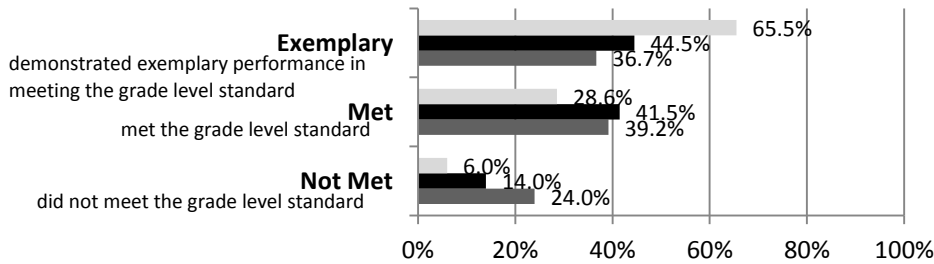
KNOWLEDGE

The SC Palmetto Assessment of State Standards (SCPASS) was given to students in grades 4 - 8 in Spring 2015. Students were assessed in the subject areas of Science and Social Studies.

Science



Social Studies



Science SCPASS	
Our School: Percent Met and Above for each grade level	
4th grade	5th grade
100.0	86.0
Social Studies SCPASS	
Our School: Percent Met and Above for each grade level	
4th grade	5th grade
97.6	90.7

Note: Results include SC-Alt assessment results.

Exemplary	"Exemplary": student demonstrated exemplary performance in meeting the grade level standard.
Met	"Met": student met the grade level standard.
Not Met	"Not Met": student did not meet the grade level standard.

Elementary Schools with Students Like Ours are elementary schools with poverty indices of no more than 5% above or below the index for the school.

Abbreviations for Missing Data

N/A-Not Applicable N/AV-Not Available N/C-Not Collected N/R-Not Reported I/S-Insufficient Sample

OPPORTUNITIES**For students to meet the profile of the SC Graduate**

	Our School	Change from Last Year	Elementary Schools with students like ours
Students (n = 229)			
Percent of students participating in Medicaid, SNAP, or TANF; homeless, foster, or migrant students (poverty index)	47.6	Down from 48.2%	N/A
Attendance Rate	96.5	Down from 96.7%	96.4
With disabilities	14.7	Down from 20.3%	10.9
Out of school suspensions or expulsions for violent and/or criminal offenses	0.0	No change	0.0
Percentage of students served by gifted and talented programs	22.1	Up from 21.5%	13.8
Percentage of students retained	1.7	Up from 1.2%	0.8
Teachers (n = 15)			
Percentage of teachers with advanced degrees	73.3	Up from 68.8%	61.7
Percentage of teachers on continuing contract	100.0	No change	82.2
Teachers returning from previous year	86.7	Up from 83.9%	89.5
Teacher attendance rate	94.0	Up from 93.4%	94.6
Average teacher salary*	\$46,260	Up 3.0%	\$48,138
Professional development days / teacher	15.5 days	Down from 21.3 days	11.3 days
Percentage of teacher vacancies for more than 9 weeks	0.0	N/A	0.4
School			
Principal's years at school	17.0	Up from 16.0	4.0
Student-teacher ratio in core subjects	21.3 to 1	Down from 22.0 to 1	21.4 to 1
Prime instructional time	88.1	Down from 88.2%	89.6
Opportunities in the arts	Good	Up from Fair	Good
Opportunities in foreign languages	Poor	N/A	Poor
AdvancEd (SACS) accreditation	Yes	No change	Yes
Parents attending conferences	99.1	Down from 100.0%	100.0
Character development program	Excellent	No change	Excellent
Avg. age of books / electronic media in the school library	20.0	N/A	12.5
Number of resources available per student in the school library media center	44.3	N/A	17.2
Bandwidth capacity per student	<25 Mbps	N/C	N/A
Percent of classrooms with wireless access	76-100%	N/C	N/A
District-issued learning devices per student	0.2	N/C	1.5
District-issued technology devices per teacher	2.0	N/C	1.6
Percentage of classes not taught by highly qualified teachers	0.0	No change	0.0
Dollars spent per pupil**	\$8,372	Up 8.9%	\$7,148
Percent of expenditures for instruction**	56.9	Up from 56.7%	66.5
Percent of expenditures for teachers' salaries**	58.0	Up from 57.6%	67.0

* Includes current year teachers contracted for 190 days or more.

** Prior year audited financial data are reported.

Abbreviations for Missing Data

N/A-Not Applicable

N/AV-Not Available

N/C-Not Collected

N/R-Not Reported

I/S-Insufficient Sample

OPPORTUNITIES**Evaluations by Teachers, Students, and Parents****Evaluations by Teachers, Students, and Parents**

	Teachers	Students*	Parents*
Number of surveys returned	20	44	38
Percent satisfied with learning environment	100.0	95.5	94.8
Percent satisfied with social and physical environment	95.2	95.5	97.3
Percent satisfied with school-home relations	100.0	95.6	84.2

* Only students at the highest elementary school grade and their parents were included.

State Ratings History of School

Year	Absolute Rating	Growth Rating
2014	Excellent	Good
2013	Excellent	Good
2012	Excellent	Excellent

Based on state law, schools will not be rated for state accountability purposes until Fall 2017.

Additional Resources

SC State Content Standards
[Family-Friendly Guides to the SC Content Standards](#)
[2014-15 Accountability Manual](#)
[Report Card Data Files](#)
[ESEA Data Files](#)

Abbreviations for Missing Data

N/A-Not Applicable

N/AV-Not Available

N/C-Not Collected

N/R-Not Reported

I/S-Insufficient Sample