



SC Annual School Report Card Summary

Sandhills Primary School
LEXINGTON 4

Grades: 1-2

Enrollment: 524

Principal: Leslie Hightower

Superintendent: Linda G. Lavender

Board Chair: Daniel Martin

PERFORMANCE

Comprehensive detail, including definitions of ratings, performance criteria, and explanations of status, is available on www.ed.sc.gov and www.eoc.sc.gov as well as school and school district websites. Printed versions are available from school districts upon request.

YEAR	ABSOLUTE RATING	GROWTH RATING	PALMETTO GOLD AND SILVER AWARD		ESEA/FEDERAL ACCOUNTABILITY RATING SYSTEM	
			General Performance	Closing the Gap	ESEA Grade	Accountability Indicator
2014	N/A	N/A	TBD	TBD	C	N/A
2013	N/A	N/A	N/A	N/A	D	N/A
2012	N/A	N/A	N/A	N/A	F	N/A

ABSOLUTE RATING OF PRIMARY SCHOOLS WITH STUDENTS LIKE OURS*

EXCELLENT	GOOD	AVERAGE	BELOW AVERAGE	AT-RISK
9	2	0	0	0

* Ratings are calculated with data available by 04/02/2015. Primary Schools like Ours are primary schools with poverty indices of no more than 5% above or below the index for this school.

PRIME INSTRUCTIONAL TIME

Our School	Median Primary School
85.7%	89.8%

STUDENT-TEACHER RATIO IN CORE SUBJECTS

Our School	Median Primary School
22.1 to 1	21.2 to 1

TEACHERS WITH ADVANCED DEGREES

Our School	Median Primary School
64.3%	61.2%

TEACHERS RETURNING FROM PREVIOUS YEAR

Our School	Median Primary School
N/A	89.7%

PERCENT OF PARENTS ATTENDING CONFERENCES

Our School	Median Primary School
99.1%	100.0%

DAYS OF PROFESSIONAL DEVELOPMENT*

Our School	Median Primary School
12.5 days	10.4 days

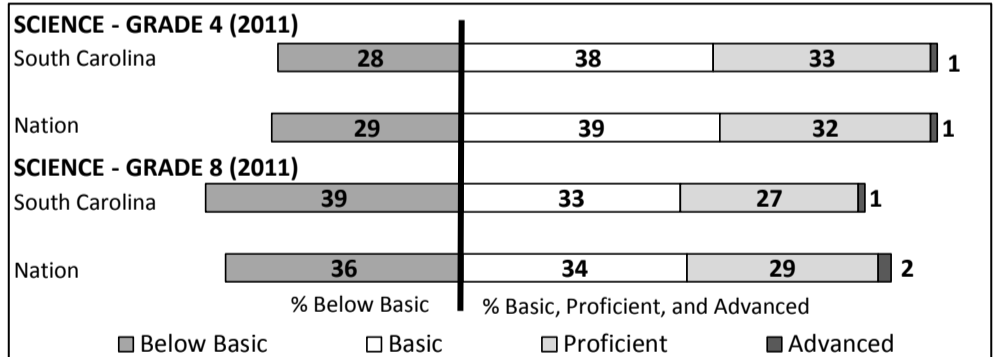
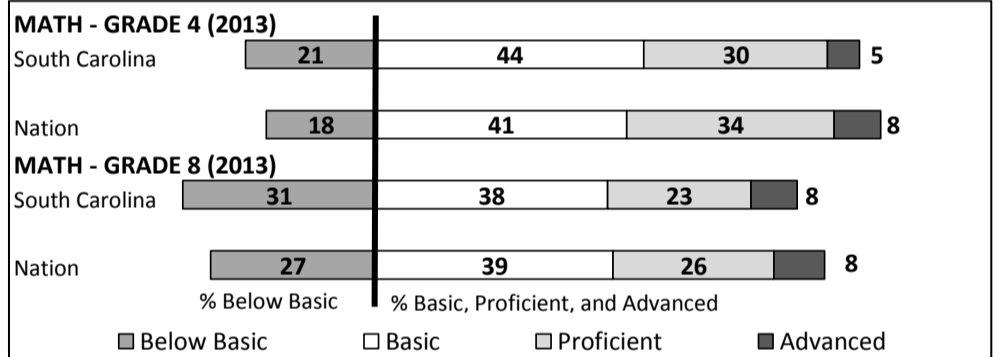

*Professional development days should be devoted exclusively to knowledge and skills in working with children less than eight years old.

Types of Accreditation (More Than One May Apply)

	Not Pursuing accreditation
	Conducting a self-study
X	South Carolina Department of Education
X	Southern Association of Colleges and Schools
	American Montessori Society
	National Association for the Education of Young Children

NAEP PERFORMANCE*

*Performance reported for SC and nation, data not available at school level. Percentages at NAEP Achievement Levels.



SC PERFORMANCE VISION

By 2020 all students will graduate with the knowledge and skills necessary to compete successfully in the global economy, participate in a democratic society and contribute positively as members of families and communities.

Abbreviations Key

N/A-Not Applicable N/AV-Not Available N/C-Not Collected N/R-Not Reported I/S-Insufficient Sample TBD-To Be Determined

**Sandhills Primary School
LEXINGTON 4**

SCHOOL PROFILE

	Our School	Change from Last Year	Primary Schools with Students Like Ours	Median Primary School
Students (n = 524)				
Retention Rate	0.0%	No change	1.9%	2.3%
Attendance Rate	94.0%	Down from 94.1%	95.7%	95.7%
With disabilities	17.8%	Up from 15.5%	11.4%	10.5%
Older than usual for grade	0.2%	Down from 0.4%	0.7%	1.0%
Teachers (n = 28)				
Teachers with advanced degrees	64.3%	Up from 61.5%	64.0%	61.2%
Continuing contract teachers	92.9%	Down from 96.2%	82.1%	80.0%
Teachers returning from previous year	N/A	N/A	89.3%	89.7%
Teacher attendance rate	93.2%	Down from 94.3%	94.7%	95.1%
Average teacher salary*	\$47,079	Down 3.4%	\$47,079	\$46,810
Classes not taught by highly qualified teachers	2.8%	Up from 0.0%	0.0%	0.0%
Professional development days/teacher	15.1 days	Up from 10.2 days	15.1 days	13.8 days
School				
Principal's years at school	4.0	Up from 3.0	6.0	4.0
Student-teacher ratio in core subjects	22.1 to 1	Down from 23.9 to 1	21.8 to 1	21.2 to 1
Prime instructional time	85.7%	Down from 86.3%	89.5%	89.8%
Opportunities in the arts	Good	No change	Good	Good
SACS accreditation	Yes	No change	Yes	Yes
Character development program	Average	No change	Excellent	Excellent
Dollars spent per pupil**	\$6,987	Down 1.4%	\$7,055	\$7,021
Percent of expenditures for instruction**	61.8%	Down from 63.0%	67.3%	67.2%
Percent expenditures for teacher salaries**	61.5%	Up from 60.0%	66.6%	66.6%
ESEA composite index score	75.0	Up from 64.9	88.5	86.7

* Includes current year teachers contracted for 185 or more days.

** Prior year audited financial data are reported.

EVALUATION RESULTS

	Teachers
Number of surveys returned	27
Percent satisfied with learning environment	100.0%
Percent satisfied with social and physical environment	96.3%
Percent satisfied with school-home relations	85.2%

Comprehensive detail, including definitions of ratings, performance criteria, and explanations of status, is available on www.ed.sc.gov and www.eoc.sc.gov as well as school and school district websites.

Printed versions are available from school districts upon request.

Abbreviations Key

N/A-Not Applicable

N/AV-Not Available

N/C-Not Collected

N/R-Not Reported

I/S-Insufficient Sample

TBD-To Be Determined

REPORT OF PRINCIPAL AND SCHOOL IMPROVEMENT COUNCIL

Sandhills Primary School, a rural school located in lower Lexington County, serves approximately 530 1st and 2nd graders. We believe that "It's All About Students, Parents and Teachers Learning and Working Together!" Our school environment embraces researched-based practices to provide effective learning environments for each student.

Teachers are engaged in a continuous cycle of curriculum analysis and improvement as they develop unit plans based on rigors of 21st century skills and expectations. These standards are rigorous and will provide our students the opportunity to develop skills of analysis, become 'deep thinkers', and improve writing skills. A goal of our faculty is to provide a 'high progress literacy classroom' experience for every child.

During primary school, students are 'learning to read'. We have established student engagement in reading and writing as our priority. Teachers are implementing a structured system that encourages students to build motivation and stamina in reading and writing. Many students increased their engagement to 60-90 minutes! We are excited to see progress with all our students!

Our challenge is to continue our efforts to increase students' academic gains. Next year we will have the support of a literacy coach to assist our teachers in the implementation of research-based literacy strategies. Our school team will continue our focus on providing targeted assistance strategies for individual students.

Research data indicates that students lose up to 3-5 reading levels over the summer. In May, our students had the exciting opportunity to select 6 books for their personal home libraries. It is our hope that our students will read these books and many more over the summer to maintain or increase their reading levels while preventing summer reading loss.

Thank you for your support throughout the year as we work together for student success!

Andrea Harrelson, SPS School Improvement Council Chairperson

Donna Goodwin, SPS Principal, (803) 568-1250