



SC Annual School Report Card Summary

Landrum Middle School
SPARTANBURG 1

Grades: 6-8

Enrollment: 241

Principal: Crystal McSwain

Superintendent: Ronald W. Garner, Ed. D.

Board Chair: Harry McMillan

PERFORMANCE

Comprehensive detail, including definitions of ratings, performance criteria, and explanations of status, is available on www.ed.sc.gov and www.eoc.sc.gov as well as school and school district websites. Printed versions are available from school districts upon request.

YEAR	ABSOLUTE RATING	GROWTH RATING	PALMETTO GOLD AND SILVER AWARD		ESEA/FEDERAL ACCOUNTABILITY RATING SYSTEM	
			General Performance	Closing the Gap	ESEA Grade	Accountability Indicator
2014	Excellent	Good	TBD	TBD	A	N/A
2013	Excellent	Excellent	GOLD	SILVER	A	N/A
2012	Excellent	Excellent	GOLD	GOLD	A	N/A

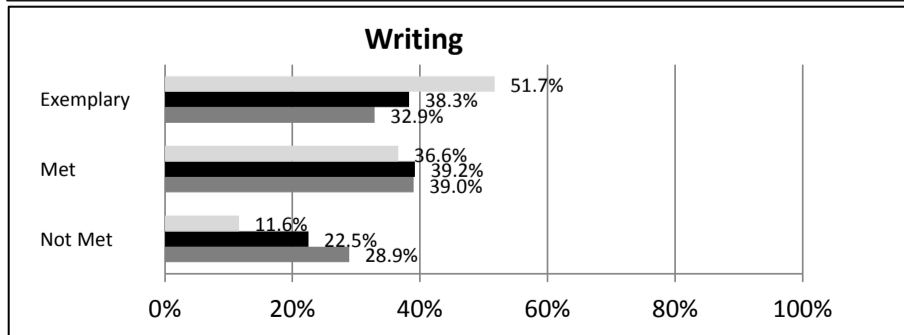
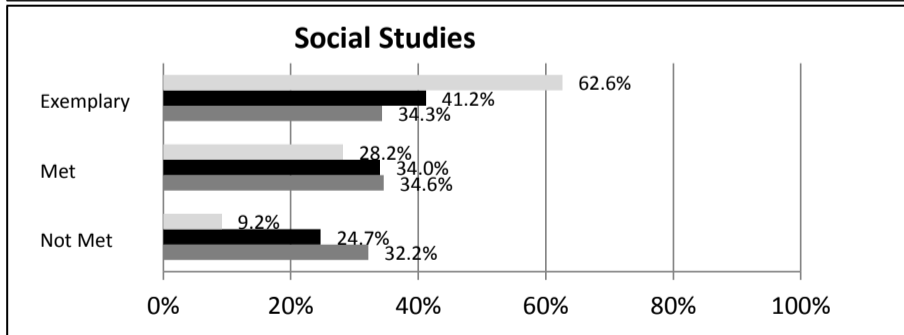
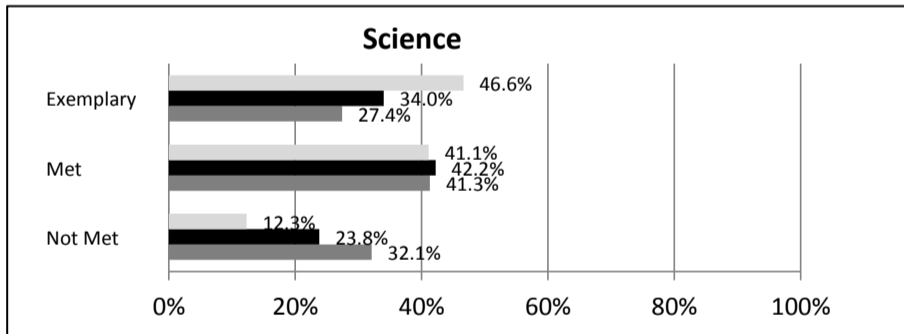
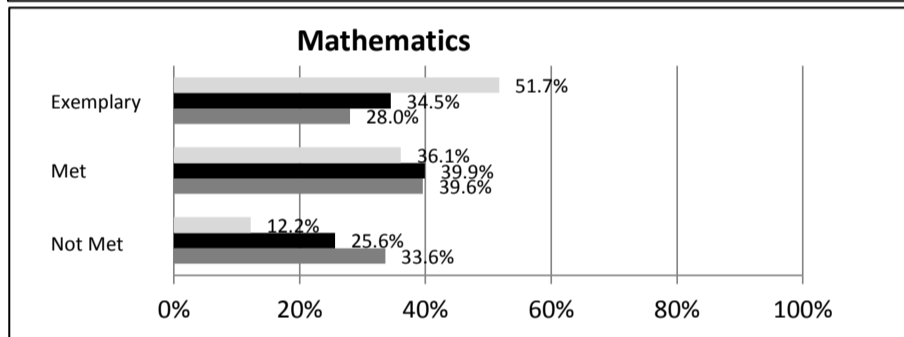
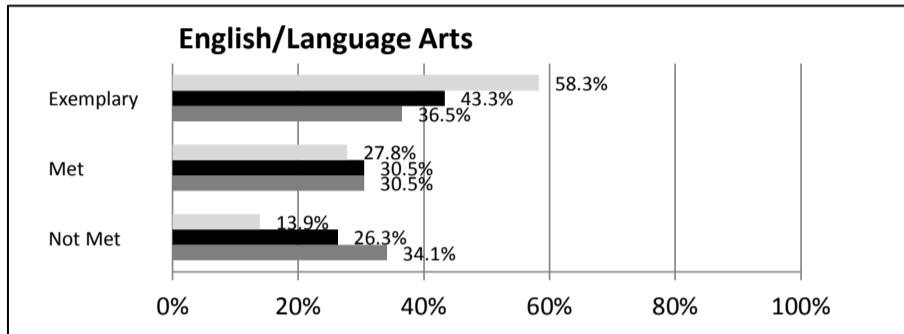
ABSOLUTE RATINGS OF MIDDLE SCHOOLS WITH STUDENTS LIKE OURS*

EXCELLENT	GOOD	AVERAGE	BELOW AVERAGE	AT-RISK
14	19	12	0	0

* Ratings are calculated with data available by 04/27/2015. Schools with Students Like Ours are Middle Schools with Poverty Indices of no more than 5% above or below the index for this school.


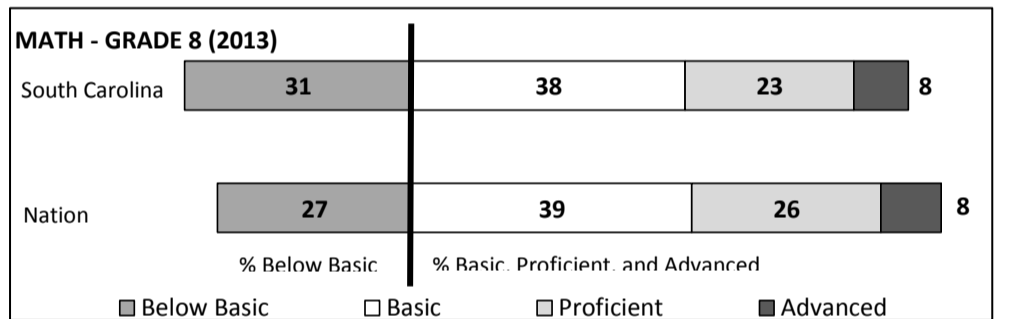
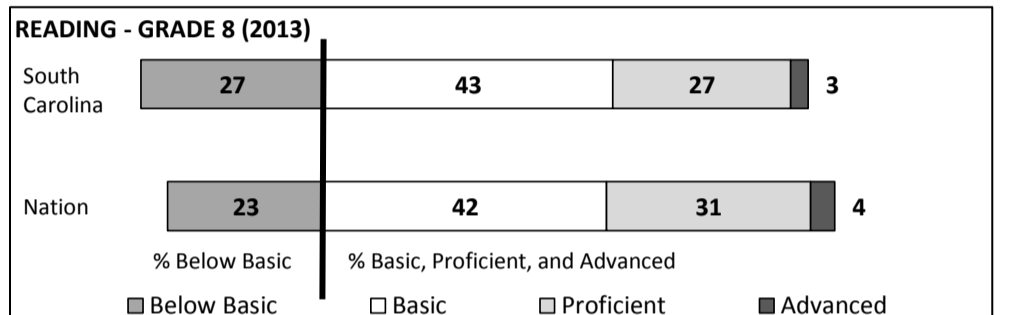
SC PASS PERFORMANCE

Our School Middle Schools with Students Like Ours Middle Schools Statewide



NAEP*

*Performance reported for SC and nation, data not available at school level. Percentages at NAEP Achievement Levels.



END OF COURSE TESTS - 2014

% of Students scoring 70 or above on:	Our Middle School	Middle Schools with Students Like Ours
Algebra 1/Math for the Technologies 2	100.0%	98.0%
English 1	N/A	97.8%
Biology 1	N/A	N/A
US History and the Constitution	N/A	0.0%
All Subjects	100.0%	97.8%

SC PERFORMANCE VISION

By 2020 all students will graduate with the knowledge and skills necessary to compete successfully in the global economy, participate in a democratic society and contribute positively as members of families and communities.

Abbreviations Key

N/A-Not Applicable

N/AV-Not Available

N/C-Not Collected

N/R-Not Reported

I/S-Insufficient Sample

TBD-To Be Determined

**Landrum Middle School
SPARTANBURG 1**

SCHOOL PROFILE

	Our School	Change from Last Year	Middle Schools with Students Like Ours	Median Middle Schools
Students (n = 241)				
Students Enrolled in high school credit courses (grades 7 & 8)	18.8%	Down from 22.0%	31.5%	26.0%
Retention rate	0.4%	Up from 0.0%	0.5%	0.6%
Attendance rate	97.5%	Up from 96.2%	96.4%	96.2%
Served by gifted and talented program	32.8%	Up from 10.0%	22.5%	19.4%
With disabilities	12.6%	Down from 15.2%	11.8%	12.8%
Older than usual for grade	1.3%	Up from 1.0%	3.7%	4.5%
Out-of-school suspensions or expulsions for violent and/or criminal offenses	0.0%	No change	0.5%	0.4%
Annual dropout rate	0.0%	No change	0.0%	0.0%
Teachers (n = 22)				
Teachers with advanced degrees	50.0%	Down from 52.0%	60.8%	61.3%
Continuing contract teachers	86.4%	Up from 84.0%	78.1%	75.9%
Teachers returning from previous year	86.9%	Down from 91.6%	87.0%	85.4%
Teacher attendance rate	96.8%	Up from 96.0%	95.5%	95.2%
Average teacher salary*	\$46,219	Down 2.3%	\$47,727	\$47,081
Classes not taught by highly qualified teachers	0.0%	Down from 2.4%	3.3%	5.8%
Professional development days/teacher	9.4 days	Down from 10.4 days	12.1 days	10.6 days
School				
Principal's years at school	8.0	Up from 7.0	3.0	3.0
Student-teacher ratio in core subjects	16.2 to 1	Down from 20.8 to 1	22.4 to 1	21.5 to 1
Prime instructional time	93.1%	Up from 91.3%	90.4%	90.1%
Opportunities in the arts	Excellent	Up from Good	Good	Good
SACS accreditation	Yes	No change	Yes	Yes
Parents attending conferences	99.6%	Down from 100.0%	99.6%	99.0%
Character development program	Excellent	No change	Good	Good
Dollars spent per pupil**	\$8,929	Down 2.2%	\$7,039	\$7,616
Percent of expenditures for instruction**	60.5%	Up from 59.0%	63.1%	62.0%
Percent of expenditures for teacher salaries**	60.0%	Up from 58.0%	62.1%	61.3%
ESEA composite index score	100.0	Up from 96.2	82.6	77.9

* Length of contract = 185+ days.

**Prior year audited financial data available.

EVALUATION RESULTS

	Teachers	Students*	Parents*
Number of surveys returned	22	75	54
Percent satisfied with learning environment	100.0%	81.4%	88.9%
Percent satisfied with social and physical environment	100.0%	89.5%	96.3%
Percent satisfied with school-home relations	100.0%	90.8%	79.6%

*Only students at the highest middle school grade level at this school and their parents were included.

Comprehensive detail, including definitions of ratings, performance criteria, and explanations of status, is available on www.ed.sc.gov and www.eoc.sc.gov as well as school and school district websites.

Printed versions are available from school districts upon request.

REPORT OF PRINCIPAL AND SCHOOL IMPROVEMENT COUNCIL

Landrum Middle School continued the 2013-2014 school year with the vision to be a school for the heart and mind where students feel comfortable, safe, loved and valued. Major strengths identified for Landrum Middle School included taking a comprehensive approach to data analysis to guide instructional decisions, focus, and goal setting; continuing the tradition of academic excellence and a student centered approach to education; implementing strong programs in academics, athletics and the arts; establishing partnerships with local foundations and agencies; and embracing current educational trends and methods. Helping to achieve this goal was continuing the school's mission to give all students every opportunity to make the most of themselves. Initiatives such as the school wide reading program allowed the opportunity for students to exceed the goal of 786,000 pages read with a grand total of 795,467 pages. Our extended reading community was involved through mentoring and reading incentive events such as Cardinal Chills and Thrills, Holiday Hullabaloo, the drama performance, "Holka Polka," and the Cardinal City Carnival.

In addition, Landrum Middle School was recognized as South Carolina's Exemplary Reading School. Our school was also named as one of 3 middle school finalists for Palmetto's Finest. We also received the Palmetto Gold Award for outstanding general performance, and the Palmetto Silver Award was received for meeting the growth in achievement criterion.

Our students demonstrated academic excellence throughout the year. Nine students were recognized as Junior Scholars. Furthermore, three students were recognized as Duke Tip Scholars. Beta Club welcomed 146 members for the school year. 185 students participated in Job Shadow Day.

The fine arts of Landrum Middle School had much to celebrate in the areas of chorus, orchestra, and art. Nine students' artwork was chosen to be displayed throughout the year at the Chapman Cultural Center. Nineteen students collaborated with sculptor, Bob Doster, to create a palmetto tree metal sculpture to be displayed in the front of the school. One student was a national winner in the NCDCA Poetry and Poster Contest. Chorus received all Superior ratings at the Spartanburg County Middle School Choral Concert Festival. In addition, one student was accepted into the Region Orchestra to play the violin, one student was accepted into All State Band, and three students earned a Superior rating for their solo performances in band at the Solo and Ensemble Festival.

Landrum Middle School would like to thank our community, parents, guardians, and volunteers for all of their hard work and continued support for our school.

Crystal McSwain, Principal

Mary Lou McInerney, SIC Chairperson

Abbreviations Key

N/A-Not Applicable

N/AV-Not Available

N/C-Not Collected

N/R-Not Reported

I/S-Insufficient Sample

TBD-To Be Determined