



SC Annual School Report Card Summary

T. E. Mabry Middle School
SPARTANBURG 1
Grades: 7-8 Enrollment: 426
Principal: Marsha Clark
Superintendent: Ronald W. Garner, Ed. D.
Board Chair: Harry McMillan

PERFORMANCE

Comprehensive detail, including definitions of ratings, performance criteria, and explanations of status, is available on www.ed.sc.gov and www.eoc.sc.gov as well as school and school district websites. Printed versions are available from school districts upon request.

YEAR	ABSOLUTE RATING	GROWTH RATING	PALMETTO GOLD AND SILVER AWARD		ESEA/FEDERAL ACCOUNTABILITY RATING SYSTEM	
			General Performance	Closing the Gap	ESEA Grade	Accountability Indicator
2014	Excellent	Excellent	TBD	TBD	A	N/A
2013	Excellent	Excellent	GOLD	SILVER	A	N/A
2012	Excellent	Excellent	GOLD	GOLD	A	N/A

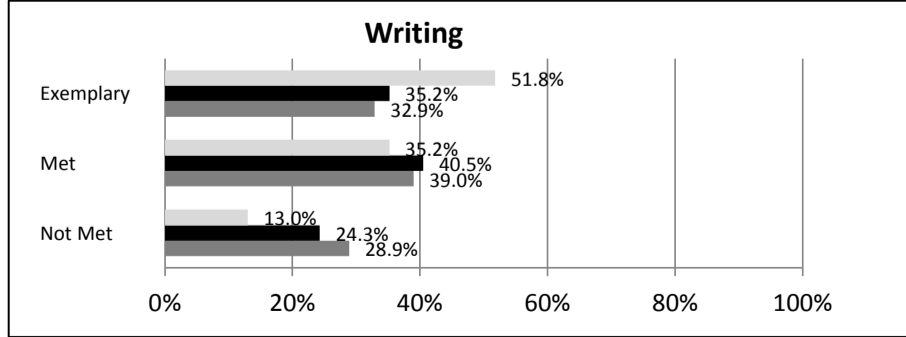
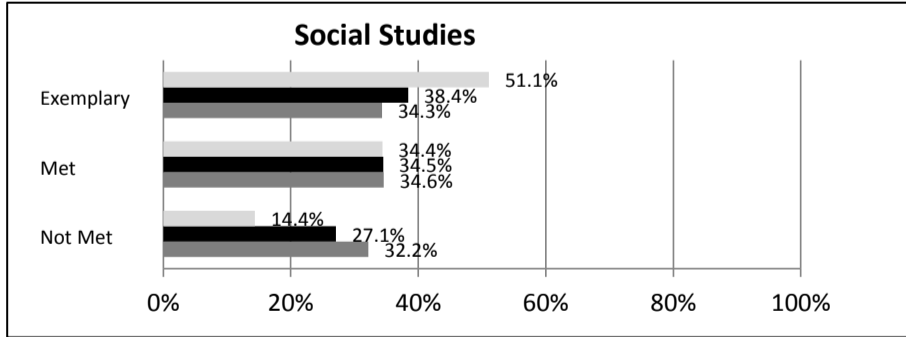
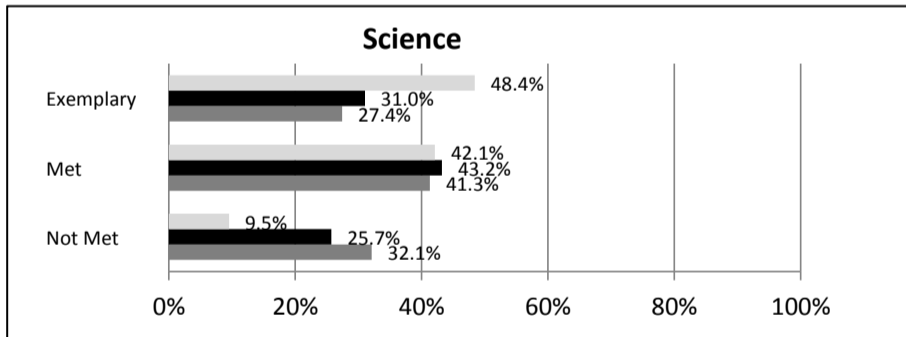
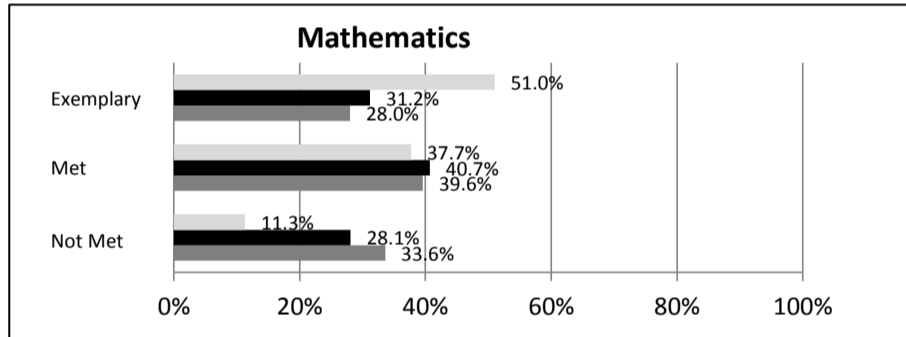
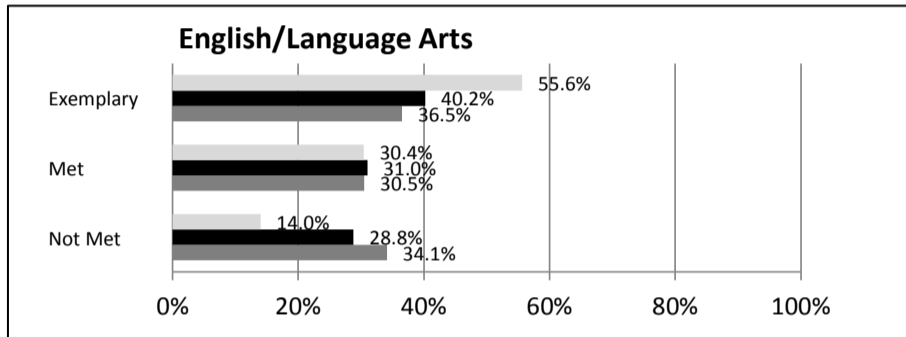
ABSOLUTE RATINGS OF MIDDLE SCHOOLS WITH STUDENTS LIKE OURS*

EXCELLENT	GOOD	AVERAGE	BELOW AVERAGE	AT-RISK
8	22	24	1	0

* Ratings are calculated with data available by 04/27/2015. Schools with Students Like Ours are Middle Schools with Poverty Indices of no more than 5% above or below the index for this school.


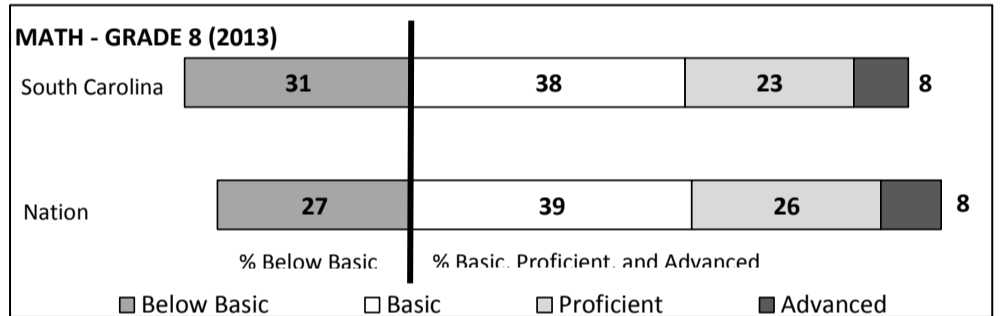

SC PASS PERFORMANCE

Our School Middle Schools with Students Like Ours Middle Schools Statewide



NAEP*

*Performance reported for SC and nation, data not available at school level. Percentages at NAEP Achievement Levels.



END OF COURSE TESTS - 2014

% of Students scoring 70 or above on:	Our Middle School	Middle Schools with Students Like Ours
Algebra 1/Math for the Technologies 2	100.0%	98.1%
English 1	N/A	95.3%
Biology 1	N/A	N/A
US History and the Constitution	N/A	N/A
All Subjects	100.0%	97.7%

SC PERFORMANCE VISION

By 2020 all students will graduate with the knowledge and skills necessary to compete successfully in the global economy, participate in a democratic society and contribute positively as members of families and communities.

Abbreviations Key

N/A-Not Applicable N/AV-Not Available N/C-Not Collected N/R-Not Reported I/S-Insufficient Sample TBD-To Be Determined

**T. E. Mabry Middle School
SPARTANBURG 1**

SCHOOL PROFILE

	Our School	Change from Last Year	Middle Schools with Students Like Ours	Median Middle Schools
Students (n = 426)				
Students Enrolled in high school credit courses (grades 7 & 8)	14.3%	Up from 12.3%	35.7%	26.0%
Retention rate	0.7%	Up from 0.0%	0.7%	0.6%
Attendance rate	98.1%	Up from 96.3%	96.0%	96.2%
Served by gifted and talented program	25.2%	Up from 24.9%	22.0%	19.4%
With disabilities	8.8%	Up from 7.8%	12.1%	12.8%
Older than usual for grade	1.0%	Down from 1.4%	4.4%	4.5%
Out-of-school suspensions or expulsions for violent and/or criminal offenses	0.0%	No change	0.5%	0.4%
Annual dropout rate	0.0%	No change	0.0%	0.0%
Teachers (n = 36)				
Teachers with advanced degrees	72.2%	Down from 78.8%	64.9%	61.3%
Continuing contract teachers	88.9%	Down from 97.0%	79.8%	75.9%
Teachers returning from previous year	86.9%	Down from 89.2%	86.9%	85.4%
Teacher attendance rate	95.4%	Down from 96.0%	95.2%	95.2%
Average teacher salary*	\$49,288	Down 3.8%	\$48,292	\$47,081
Classes not taught by highly qualified teachers	5.6%	Up from 0.0%	4.3%	5.8%
Professional development days/teacher	12.3 days	Up from 11.3 days	10.4 days	10.6 days
School				
Principal's years at school	4.0	Up from 3.0	3.0	3.0
Student-teacher ratio in core subjects	17.9 to 1	Down from 18.1 to 1	23.7 to 1	21.5 to 1
Prime instructional time	92.1%	Up from 91.4%	90.3%	90.1%
Opportunities in the arts	Excellent	Up from Good	Good	Good
SACS accreditation	Yes	No change	Yes	Yes
Parents attending conferences	100.0%	No change	99.4%	99.0%
Character development program	Excellent	No change	Good	Good
Dollars spent per pupil**	\$8,252	Down 5.5%	\$7,144	\$7,616
Percent of expenditures for instruction**	65.4%	Down from 66.0%	62.6%	62.0%
Percent of expenditures for teacher salaries**	64.7%	Down from 65.0%	61.4%	61.3%
ESEA composite index score	95.4	Up from 90.3	81.4	77.9

* Length of contract = 185+ days.

**Prior year audited financial data available.

EVALUATION RESULTS

	Teachers	Students*	Parents*
Number of surveys returned	31	190	51
Percent satisfied with learning environment	100.0%	85.3%	86.3%
Percent satisfied with social and physical environment	100.0%	88.8%	90.2%
Percent satisfied with school-home relations	96.9%	90.7%	64.7%

*Only students at the highest middle school grade level at this school and their parents were included.

Comprehensive detail, including definitions of ratings, performance criteria, and explanations of status, is available on www.ed.sc.gov and www.eoc.sc.gov as well as school and school district websites.

Printed versions are available from school districts upon request.

REPORT OF PRINCIPAL AND SCHOOL IMPROVEMENT COUNCIL

T. E. Mabry Middle School continues to provide a quality, student-centered education for our students. As a South Carolina School to Watch, named in 2011, we hosted visitors from other schools throughout the state. We also were proud to achieve Re-designation I as a national and state School to Watch. As the 2011 Exemplary Reading Award School and as a School to Watch, we continue to participate in the SC Middle School Association and SC International Reading Association by serving as presenters at the annual conferences in Myrtle Beach, SC. Mabry had 18 students named Junior Scholars and two students that qualified for state recognition through the Duke/TIP Scholars Program. We had five students invited to participate in the Spartanburg County Early College High School Program and we again had a 100% passage rate on the Algebra I EOC. We continue to have a successful Junior Beta Club with over 150 students actively involved. MMS was one of two middle schools nationwide that was spotlighted in a national publication, Building a GradNation, recognizing success for our overall program. Our athletic teams had a great year, with record numbers of students participating. Our Fine Arts programs continued to excel receiving all "Superior" and "Excellent" ratings in all concerts and competitions. Our newly offered Drama class performed at the end of each semester. We are very grateful to the Athletic Booster Club, PTO, and SIC for the support each group provided throughout the year. Our goals continue to be the academic success of all students and to ensure they are college and career ready. We look forward to the challenges that each year will bring.

Marsha Clark, Principal

Allison Mathis, SIC Chair

Abbreviations Key

N/A-Not Applicable

N/AV-Not Available

N/C-Not Collected

N/R-Not Reported

I/S-Insufficient Sample

TBD-To Be Determined