



SC Annual School Report Card Summary

Walhalla Middle School
OCONEE

Grades: 6-8

Enrollment: 751

Principal: Scott Dixon

Superintendent: Dr. Mike Lucas

Board Chair: Andy Inabinet

PERFORMANCE

Comprehensive detail, including definitions of ratings, performance criteria, and explanations of status, is available on www.ed.sc.gov and www.eoc.sc.gov as well as school and school district websites. Printed versions are available from school districts upon request.

YEAR	ABSOLUTE RATING	GROWTH RATING	PALMETTO GOLD AND SILVER AWARD		ESEA/FEDERAL ACCOUNTABILITY RATING SYSTEM	
			General Performance	Closing the Gap	ESEA Grade	Accountability Indicator
2014	Good	Average	TBD	TBD	B	N/A
2013	Good	Average	N/A	N/A	B	N/A
2012	Good	Good	SILVER	N/A	A	N/A

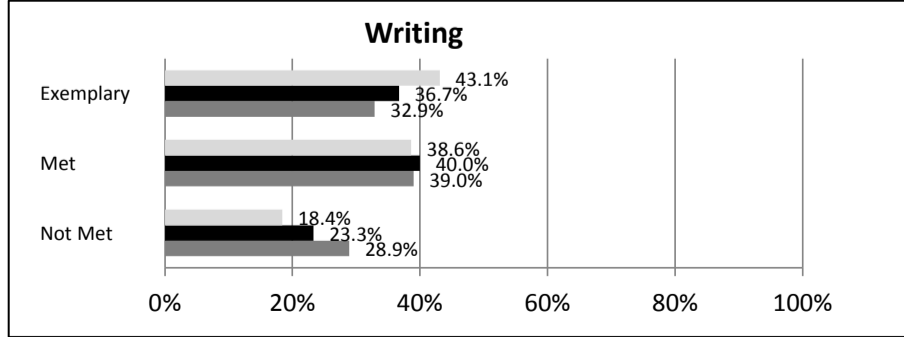
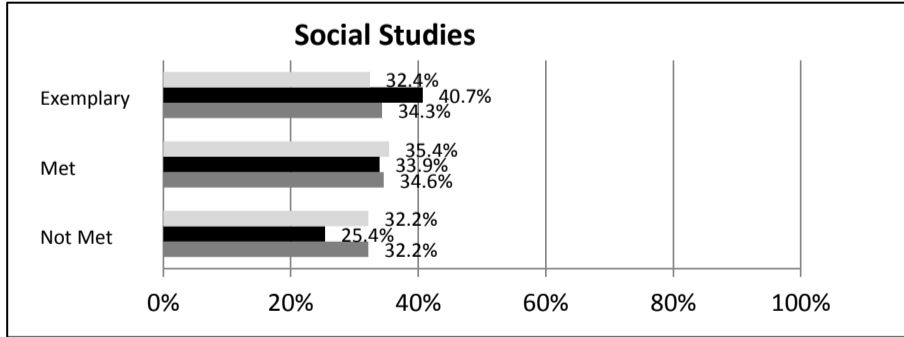
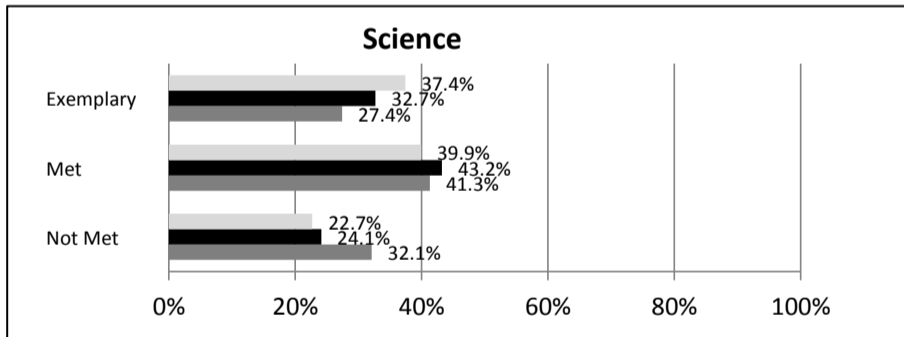
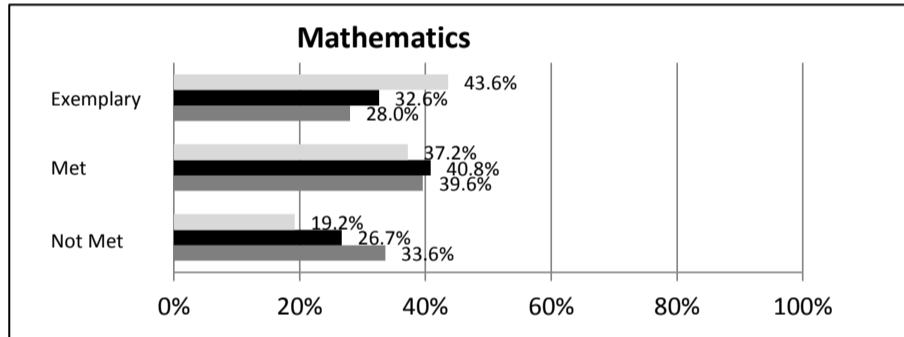
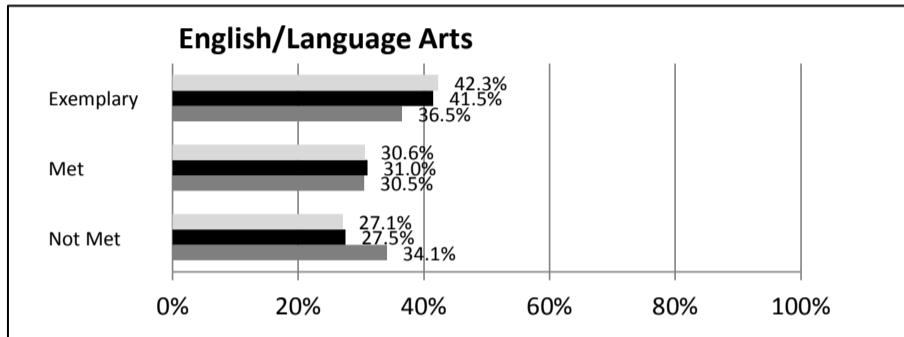
ABSOLUTE RATINGS OF MIDDLE SCHOOLS WITH STUDENTS LIKE OURS*

EXCELLENT	GOOD	AVERAGE	BELOW AVERAGE	AT-RISK
11	19	16	1	0

* Ratings are calculated with data available by 04/27/2015. Schools with Students Like Ours are Middle Schools with Poverty Indices of no more than 5% above or below the index for this school.


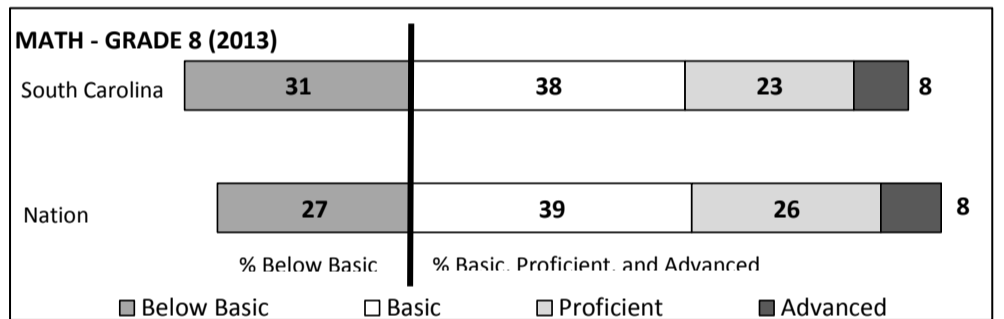

SC PASS PERFORMANCE

Our School Middle Schools with Students Like Ours Middle Schools Statewide



NAEP*

*Performance reported for SC and nation, data not available at school level. Percentages at NAEP Achievement Levels.



END OF COURSE TESTS - 2014

% of Students scoring 70 or above on:	Our Middle School	Middle Schools with Students Like Ours
Algebra 1/Math for the Technologies 2	99.2%	97.9%
English 1	100.0%	96.3%
Biology 1	N/A	N/A
US History and the Constitution	N/A	N/A
All Subjects	99.3%	97.6%

SC PERFORMANCE VISION

By 2020 all students will graduate with the knowledge and skills necessary to compete successfully in the global economy, participate in a democratic society and contribute positively as members of families and communities.

Abbreviations Key

N/A-Not Applicable

N/AV-Not Available

N/C-Not Collected

N/R-Not Reported

I/S-Insufficient Sample

TBD-To Be Determined

**Walhalla Middle School
OCONEE**

SCHOOL PROFILE

	Our School	Change from Last Year	Middle Schools with Students Like Ours	Median Middle Schools
Students (n = 751)				
Students Enrolled in high school credit courses (grades 7 & 8)	53.7%	Up from 0.0%	32.6%	26.0%
Retention rate	0.8%	No change	0.7%	0.6%
Attendance rate	96.2%	Up from 95.3%	96.2%	96.2%
Served by gifted and talented program	29.6%	Up from 26.1%	21.5%	19.4%
With disabilities	11.7%	Down from 12.4%	11.8%	12.8%
Older than usual for grade	3.1%	Down from 3.5%	4.2%	4.5%
Out-of-school suspensions or expulsions for violent and/or criminal offenses	0.0%	No change	0.6%	0.4%
Annual dropout rate	0.4%	No change	0.0%	0.0%
Teachers (n = 51)				
Teachers with advanced degrees	86.3%	Up from 82.4%	64.4%	61.3%
Continuing contract teachers	86.3%	Down from 88.2%	79.6%	75.9%
Teachers returning from previous year	91.7%	Down from 91.9%	87.7%	85.4%
Teacher attendance rate	94.9%	Up from 94.5%	95.2%	95.2%
Average teacher salary*	\$51,930	Up 0.6%	\$48,056	\$47,081
Classes not taught by highly qualified teachers	0.0%	No change	2.5%	5.8%
Professional development days/teacher	7.0 days	Up from 6.7 days	10.1 days	10.6 days
School				
Principal's years at school	3.0	Up from 2.0	4.0	3.0
Student-teacher ratio in core subjects	19.5 to 1	Down from 21.3 to 1	23.4 to 1	21.5 to 1
Prime instructional time	90.5%	Up from 89.2%	90.3%	90.1%
Opportunities in the arts	Good	No change	Good	Good
SACS accreditation	Yes	No change	Yes	Yes
Parents attending conferences	98.5%	Up from 80.0%	99.6%	99.0%
Character development program	Average	Down from Good	Good	Good
Dollars spent per pupil**	\$8,121	Up 8.5%	\$7,094	\$7,616
Percent of expenditures for instruction**	66.9%	Down from 68.0%	62.4%	62.0%
Percent of expenditures for teacher salaries**	66.0%	Up from 65.0%	61.2%	61.3%
ESEA composite index score	83.6	Down from 86.3	82.9	77.9

* Length of contract = 185+ days.

**Prior year audited financial data available.

EVALUATION RESULTS

	Teachers	Students*	Parents*
Number of surveys returned	53	235	77
Percent satisfied with learning environment	98.1%	80.5%	92.2%
Percent satisfied with social and physical environment	100.0%	82.7%	87.2%
Percent satisfied with school-home relations	98.2%	92.8%	71.8%

*Only students at the highest middle school grade level at this school and their parents were included.

Comprehensive detail, including definitions of ratings, performance criteria, and explanations of status, is available on www.ed.sc.gov and www.eoc.sc.gov as well as school and school district websites.

Printed versions are available from school districts upon request.

REPORT OF PRINCIPAL AND SCHOOL IMPROVEMENT COUNCIL

Walhalla Middle School enjoyed many successes in academics and extra-curricular activities this year. We continued our technology infusion and provided meaningful staff development to implement the Common Core State Standards.☐

☐

We had an exciting academic year. Many of our seventh and eighth grade students received high school credit in various classes including Algebra I, English I, geometry, and keyboarding. Our students scored above the national mean in all areas on the spring MAP. We had twenty-six Junior Scholars and one-fourth of our students received a scholastic award for maintaining an overall "A" average for the year. Finally, two of our eighth grade students finished first and second in the DAR essay contest and an eighth grade student was the county winner in the Lt. Governor's Essay Contest.

☐

We strongly believe participation in extra-curricular activities has a positive impact on academic performance. Many of the students who receive academic recognition are also members of athletic teams, fine arts programs, and/or academic teams and clubs. Our seventh and eighth grade football team showed much improvement throughout the season. Our boys' and girls' basketball teams enjoyed successful seasons with the boys' team winning the region championship and the girls' team finishing second place. Our fine arts program continued a tradition of excellence. Band, chorus, and strings received superior ratings at solo and ensemble and concert festivals. Band performed at Gettysburg during a Memorial Day celebration. Success in our extra-curricular programs is a result of hard work by the students, faculty sponsors, and coaches.☐

☐

One of our focuses in staff development this year was implementation of the Common Core State Standards. Two of our teachers participated in the CCSS cohort. These teachers led training on professional development days. ☐

☐

We also focused on enhancing our School Improvement Council. We developed by-laws and scheduled monthly meetings. In 2013-14, we are participating in the SIC Evaluation Initiative pilot.☐

☐

We always appreciate the support from our parents and community as we continue to strive to be one of the elite schools in the state and nation. The evidence will be in improving test scores, student participation in activities, and providing a staff of lifelong learners.☐

☐

Scott Dixon, Principal

Jim Mann, SIC Chairman

Abbreviations Key

N/A-Not Applicable

N/AV-Not Available

N/C-Not Collected

N/R-Not Reported

I/S-Insufficient Sample

TBD-To Be Determined