



SC Annual School Report Card Summary

Meadow Glen Middle School
LEXINGTON 1
Grades: 6-8 Enrollment: 926
Principal: Dr. Bill Coon
Superintendent: Dr. Karen C. Woodward
Board Chair: Cynthia S. Smith

PERFORMANCE

Comprehensive detail, including definitions of ratings, performance criteria, and explanations of status, is available on www.ed.sc.gov and www.eoc.sc.gov as well as school and school district websites. Printed versions are available from school districts upon request.

YEAR	ABSOLUTE RATING	GROWTH RATING	PALMETTO GOLD AND SILVER AWARD		ESEA/FEDERAL ACCOUNTABILITY RATING SYSTEM	
			General Performance	Closing the Gap	ESEA Grade	Accountability Indicator
2014	Excellent	Excellent	TBD	TBD	B	N/A
2013	Excellent	At-Risk	N/A	N/A	B	N/A
2012	N/A	N/A	N/A	N/A	N/A	N/A

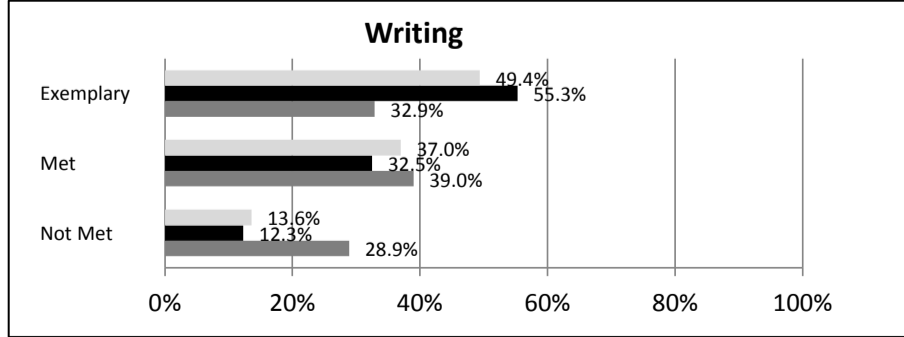
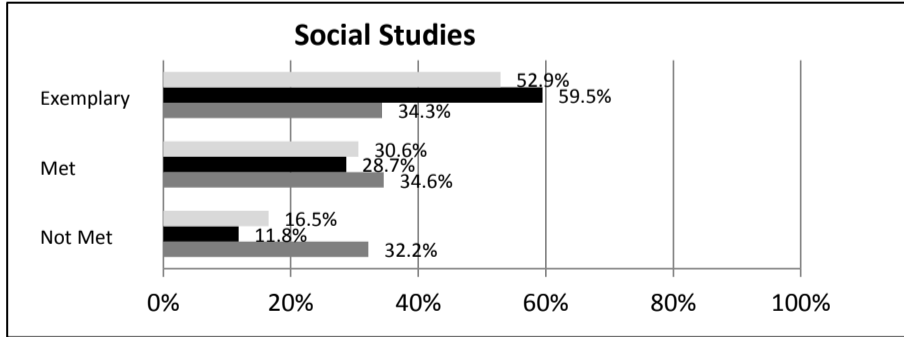
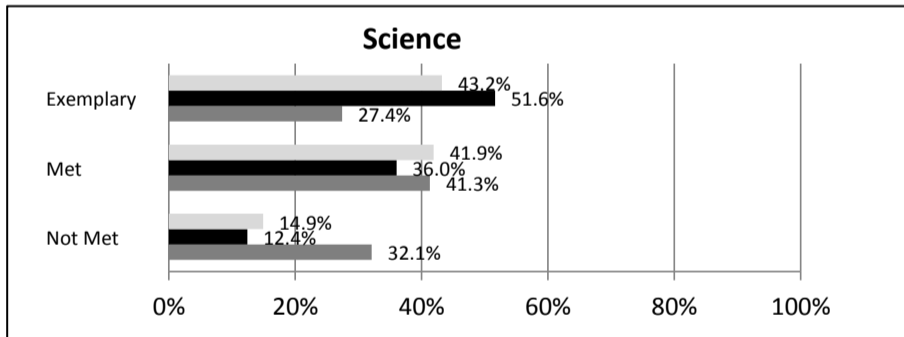
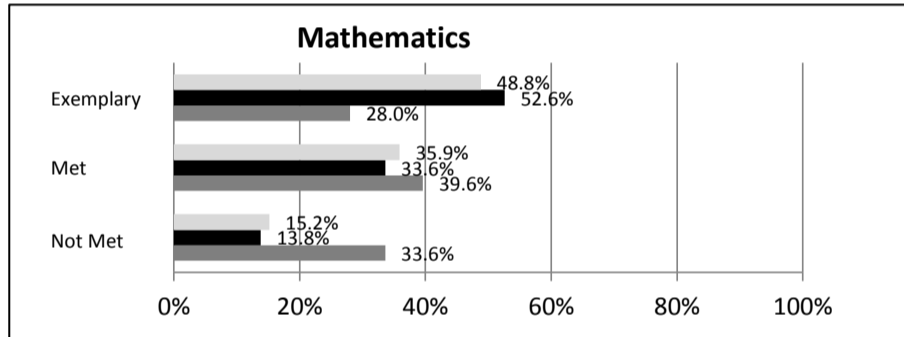
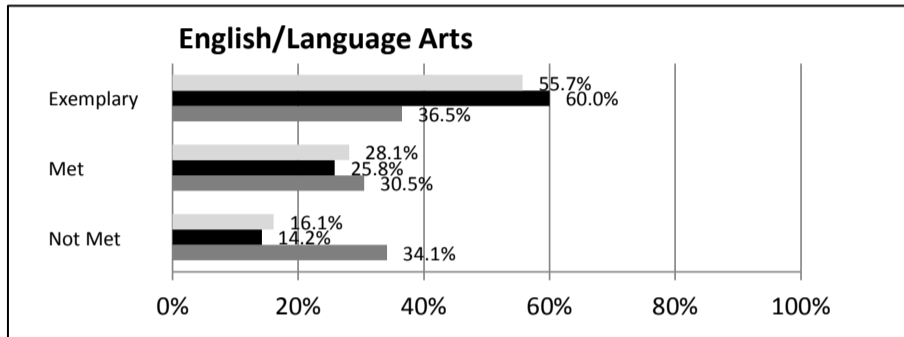
ABSOLUTE RATINGS OF MIDDLE SCHOOLS WITH STUDENTS LIKE OURS*

EXCELLENT	GOOD	AVERAGE	BELOW AVERAGE	AT-RISK
12	0	0	0	0

* Ratings are calculated with data available by 04/27/2015. Schools with Students Like Ours are Middle Schools with Poverty Indices of no more than 5% above or below the index for this school.


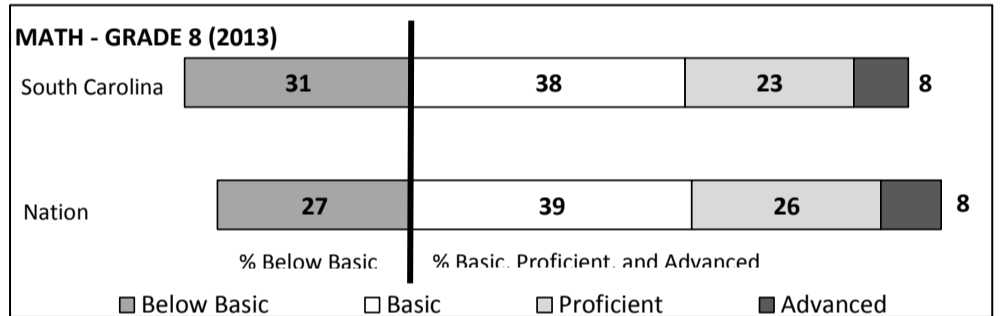

SC PASS PERFORMANCE

Our School Middle Schools with Students Like Ours Middle Schools Statewide



NAEP*

*Performance reported for SC and nation, data not available at school level. Percentages at NAEP Achievement Levels.



END OF COURSE TESTS - 2014

% of Students scoring 70 or above on:	Our Middle School	Middle Schools with Students Like Ours
Algebra 1/Math for the Technologies 2	100.0%	99.9%
English 1	100.0%	99.3%
Biology 1	N/A	N/A
US History and the Constitution	N/A	N/A
All Subjects	100.0%	99.8%

SC PERFORMANCE VISION

By 2020 all students will graduate with the knowledge and skills necessary to compete successfully in the global economy, participate in a democratic society and contribute positively as members of families and communities.

Abbreviations Key

N/A-Not Applicable N/AV-Not Available N/C-Not Collected N/R-Not Reported I/S-Insufficient Sample TBD-To Be Determined

**Meadow Glen Middle School
LEXINGTON 1**

SCHOOL PROFILE

	Our School	Change from Last Year	Middle Schools with Students Like Ours	Median Middle Schools
Students (n = 926)				
Students Enrolled in high school credit courses (grades 7 & 8)	26.0%	Down from 31.5%	36.4%	26.0%
Retention rate	0.1%	Up from 0.0%	0.4%	0.6%
Attendance rate	96.2%	Up from 96.0%	96.3%	96.2%
Served by gifted and talented program	38.3%	Up from 34.0%	38.2%	19.4%
With disabilities	6.5%	Up from 5.1%	8.3%	12.8%
Older than usual for grade	1.9%	Down from 2.0%	1.9%	4.5%
Out-of-school suspensions or expulsions for violent and/or criminal offenses	0.8%	Up from 0.1%	0.4%	0.4%
Annual dropout rate	0.0%	No change	0.0%	0.0%
Teachers (n = 60)				
Teachers with advanced degrees	70.0%	Up from 64.7%	61.3%	61.3%
Continuing contract teachers	80.0%	Up from 72.5%	80.2%	75.9%
Teachers returning from previous year	N/A	N/A	86.5%	85.4%
Teacher attendance rate	97.1%	Up from 96.0%	95.8%	95.2%
Average teacher salary*	\$45,629	Down 0.1%	\$49,766	\$47,081
Classes not taught by highly qualified teachers	1.2%	Down from 6.7%	1.7%	5.8%
Professional development days/teacher	1.5 days	Down from 13.5 days	11.3 days	10.6 days
School				
Principal's years at school	3.0	Up from 2.0	3.0	3.0
Student-teacher ratio in core subjects	31.5 to 1	Up from 27.6 to 1	23.4 to 1	21.5 to 1
Prime instructional time	92.5%	Up from 90.6%	91.1%	90.1%
Opportunities in the arts	Excellent	No change	Excellent	Good
SACS accreditation	Yes	No change	Yes	Yes
Parents attending conferences	99.9%	Down from 100.0%	99.6%	99.0%
Character development program	Excellent	No change	Excellent	Good
Dollars spent per pupil**	\$5,370	N/A	\$8,304	\$7,616
Percent of expenditures for instruction**	70.4%	N/A	66.9%	62.0%
Percent of expenditures for teacher salaries**	69.5%	N/A	66.1%	61.3%
ESEA composite index score	89.8	Up from 87.5	88.8	77.9

* Length of contract = 185+ days.

**Prior year audited financial data available.

EVALUATION RESULTS

	Teachers	Students*	Parents*
Number of surveys returned	57	248	76
Percent satisfied with learning environment	98.3%	83.8%	94.7%
Percent satisfied with social and physical environment	100.0%	85.7%	96.0%
Percent satisfied with school-home relations	100.0%	86.4%	88.0%

*Only students at the highest middle school grade level at this school and their parents were included.

Comprehensive detail, including definitions of ratings, performance criteria, and explanations of status, is available on www.ed.sc.gov and www.eoc.sc.gov as well as school and school district websites.

Printed versions are available from school districts upon request.

REPORT OF PRINCIPAL AND SCHOOL IMPROVEMENT COUNCIL

Meadow Glen Middle School successfully completed its second year of teaching, learning and building relationships. Our faculty, which includes 41 teachers with advanced degrees, 12 National Board Certified Teachers and the Lexington One District Teacher of the Year, embraced an enrollment of 932 students and maintained high learning standards through reflective practices, team planning, technological advancement and weekly professional development. In the interest of shared learning, we also initiated a partnership with the Darla Moore School of Business (University of South Carolina) and hosted a Showcase of Learning for Midlands-area middle schools.

As an Expeditionary Learning school, we continued to promote student learning, foster relationships and encourage local impact. While monthly Town Hall meetings highlighted student achievement and leadership, the introduction of weekly CREW meetings allowed for the celebration of diversity and a sense of community. Grade-level learning expeditions challenged students with real-world applications, intense research, and the development of professional products for authentic audiences.

We expanded opportunities for students to demonstrate excellence in academic, extracurricular and service endeavors. Achievements included 15 Duke TIP scholars, a 98 average on the Algebra 1 End-of-Course test and more than 70 Jr. Beta Club inductees. Through the addition of the Outdoor Education course, more than 400 students received First Aid/AED/CPR certification. Students also received high honors for their participation in a variety of academic competitions including the Geography Bee, History Bee, Science Olympiad, MATHCOUNTS and Robotics. Our first-ever Mock Trial team was recognized as Region Champions. Chorus, band and orchestra received ratings of Superior, and our Musical Theater department featured 200 seventh- and eighth-grade students in the production of "Thoroughly Modern Millie." MGM athletics included football, basketball, track, cheerleading and volleyball. In fact, the volleyball team maintained an undefeated regular season record. In addition, students participated in initiatives such as Gators Give Back, Military Mentors and Camp CHOMP. MGM also raised more than \$12,600 for Relay for Life.

As we strive to address the needs of our growing student population, we are poised to meet the challenges of personalizing learning for each student. We have continued our House concept and sixth/seventh-grade looping model to maintain strong relationships with students and sustain our family atmosphere. Our efforts to close achievement gaps remain a focus as we conduct goal-setting conferences with students and attend professional development institutes.

Our active PTO, SIC and community stakeholders further validate our efforts. The MGM PTO sponsored a number of events and provided unparalleled school resources. Our SIC provided a collective voice for partnership and progression. These combined efforts create an environment in which students learn and thrive.

Principal Bill Coon, Ed.D. and SIC Chair Chip Payne

Abbreviations Key

N/A-Not Applicable

N/AV-Not Available

N/C-Not Collected

N/R-Not Reported

I/S-Insufficient Sample

TBD-To Be Determined