



SC Annual School Report Card Summary

Carolina Springs Middle School
 LEXINGTON 1
 Grades: 6-8 Enrollment: 787
 Principal: Alan Zwart
 Superintendent: Dr. Karen C. Woodward
 Board Chair: Cynthia S. Smith

PERFORMANCE

Comprehensive detail, including definitions of ratings, performance criteria, and explanations of status, is available on www.ed.sc.gov and www.eoc.sc.gov as well as school and school district websites. Printed versions are available from school districts upon request.

YEAR	ABSOLUTE RATING	GROWTH RATING	PALMETTO GOLD AND SILVER AWARD		ESEA/FEDERAL ACCOUNTABILITY RATING SYSTEM	
			General Performance	Closing the Gap	ESEA Grade	Accountability Indicator
2014	Good	Average	TBD	TBD	C	N/A
2013	Good	Below Average	N/A	N/A	B	N/A
2012	Good	Good	SILVER	N/A	A	N/A

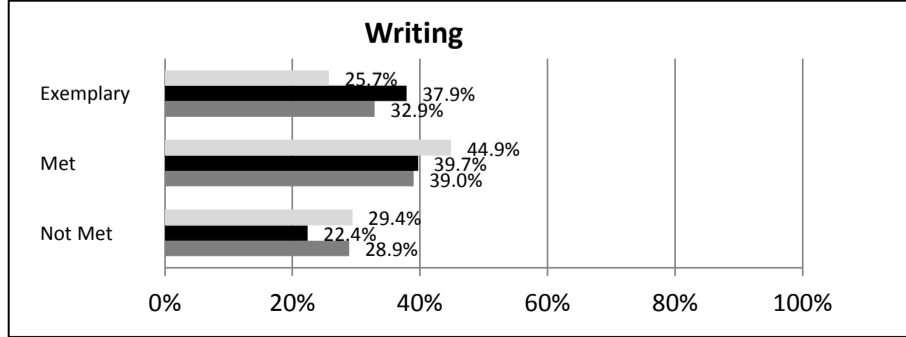
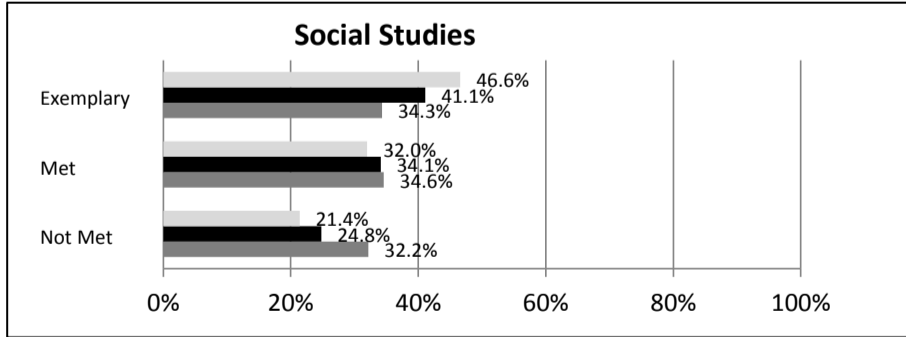
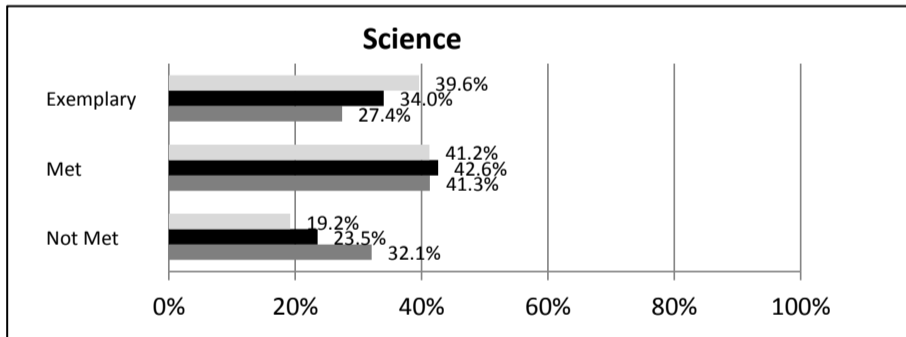
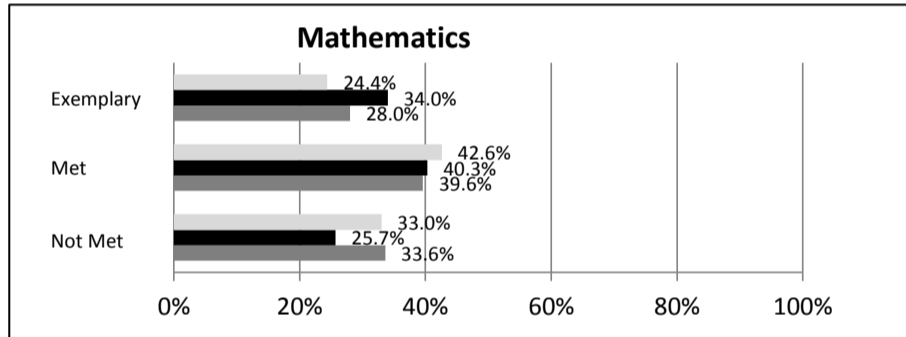
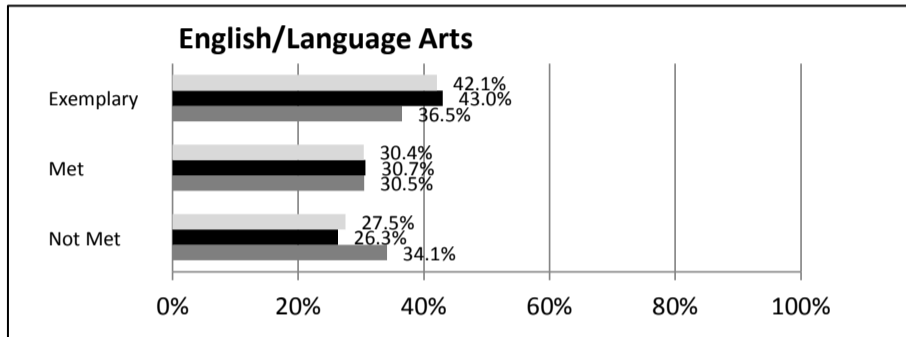
ABSOLUTE RATINGS OF MIDDLE SCHOOLS WITH STUDENTS LIKE OURS*

EXCELLENT	GOOD	AVERAGE	BELOW AVERAGE	AT-RISK
14	19	13	0	0

* Ratings are calculated with data available by 04/27/2015. Schools with Students Like Ours are Middle Schools with Poverty Indices of no more than 5% above or below the index for this school.

SC PASS PERFORMANCE

Our School Middle Schools with Students Like Ours Middle Schools Statewide



NAEP*

*Performance reported for SC and nation, data not available at school level. Percentages at NAEP Achievement Levels.



END OF COURSE TESTS - 2014

% of Students scoring 70 or above on:	Our Middle School	Middle Schools with Students Like Ours
Algebra 1/Math for the Technologies 2	100.0%	98.1%
English 1	100.0%	97.8%
Biology 1	N/A	N/A
US History and the Constitution	N/A	0.0%
All Subjects	100.0%	97.9%

SC PERFORMANCE VISION

By 2020 all students will graduate with the knowledge and skills necessary to compete successfully in the global economy, participate in a democratic society and contribute positively as members of families and communities.

Abbreviations Key

N/A-Not Applicable N/AV-Not Available N/C-Not Collected N/R-Not Reported I/S-Insufficient Sample TBD-To Be Determined

**Carolina Springs Middle School
LEXINGTON 1**

SCHOOL PROFILE

	Our School	Change from Last Year	Middle Schools with Students Like Ours	Median Middle Schools
Students (n = 787)				
Students Enrolled in high school credit courses (grades 7 & 8)	20.1%	Down from 21.5%	31.6%	26.0%
Retention rate	0.5%	Down from 1.7%	0.5%	0.6%
Attendance rate	95.6%	Down from 95.7%	96.3%	96.2%
Served by gifted and talented program	22.3%	Down from 24.2%	23.0%	19.4%
With disabilities	12.0%	Up from 10.0%	11.8%	12.8%
Older than usual for grade	4.0%	Down from 4.8%	3.8%	4.5%
Out-of-school suspensions or expulsions for violent and/or criminal offenses	1.1%	Up from 0.7%	0.5%	0.4%
Annual dropout rate	0.0%	No change	0.0%	0.0%
Teachers (n = 53)				
Teachers with advanced degrees	49.1%	Down from 50.9%	61.5%	61.3%
Continuing contract teachers	75.5%	Up from 69.8%	79.6%	75.9%
Teachers returning from previous year	83.8%	Down from 87.3%	86.9%	85.4%
Teacher attendance rate	95.9%	Up from 94.2%	95.5%	95.2%
Average teacher salary*	\$46,819	Down 0.2%	\$47,462	\$47,081
Classes not taught by highly qualified teachers	1.2%	Up from 0.0%	3.2%	5.8%
Professional development days/teacher	12.2 days	Up from 12.0 days	12.2 days	10.6 days
School				
Principal's years at school	7.0	Up from 6.0	3.0	3.0
Student-teacher ratio in core subjects	31.2 to 1	Up from 30.2 to 1	22.6 to 1	21.5 to 1
Prime instructional time	90.8%	Up from 89.4%	90.5%	90.1%
Opportunities in the arts	Excellent	No change	Good	Good
SACS accreditation	Yes	No change	Yes	Yes
Parents attending conferences	97.5%	Up from 97.4%	99.6%	99.0%
Character development program	Good	Down from Excellent	Good	Good
Dollars spent per pupil**	\$7,596	Up 2.7%	\$7,102	\$7,616
Percent of expenditures for instruction**	63.4%	Down from 65.0%	63.0%	62.0%
Percent of expenditures for teacher salaries**	62.7%	Up from 62.0%	62.0%	61.3%
ESEA composite index score	79.3	Down from 80.0	82.6	77.9

* Length of contract = 185+ days.

**Prior year audited financial data available.

EVALUATION RESULTS

	Teachers	Students*	Parents*
Number of surveys returned	50	245	112
Percent satisfied with learning environment	96.0%	69.0%	75.0%
Percent satisfied with social and physical environment	94.0%	69.6%	73.5%
Percent satisfied with school-home relations	92.0%	85.0%	54.3%

*Only students at the highest middle school grade level at this school and their parents were included.

Comprehensive detail, including definitions of ratings, performance criteria, and explanations of status, is available on www.ed.sc.gov and www.eoc.sc.gov as well as school and school district websites.

Printed versions are available from school districts upon request.

REPORT OF PRINCIPAL AND SCHOOL IMPROVEMENT COUNCIL

In 2013-2014, Carolina Springs Middle School received a “Good” Absolute Rating, indicating that school performance exceeded the standards for progress toward the 2020 S.C. Performance Vision. CSMS also received an ESEA Federal Accountability Rating of “B” for school performance, exceeding the state’s expectations for improvement. [?]

[?] CSMS hosted a World’s Fair Family Night celebrating the culture, food and languages of various nations. Students performed dance routines, shared foods and customs, and transformed the school cafeteria and commons area into a world market. CSMS staff also hosted a Family Literacy Night in April showcasing a variety of summer reading titles and sponsored a “buy one, get one free” book fair. Many e-book titles are also available to students through the CSMS Learning Commons and public libraries. The CSMS Learning Commons maintains a summer schedule so that students have access to books throughout the year. [?]

[?] Our band, choral and orchestra programs received “Excellent” and “Superior” individual and ensemble awards again this year, and the orchestra program received the school’s first-ever outstanding achievement award at the state ensemble competition. Two CSMS First Lego League (FLL) Robotics Teams competed this school year, and staff and students hosted a South Carolina FLL regional competition at our school. One team advanced to the South Carolina FLL competition. Students, parents and staff supported many worthy service projects, including Pennies for Patients, Epworth Children’s Home, Ronald McDonald House, Make-A-Wish Foundation and Relay For Life. Our school raised more than \$5,000 for cancer research and treatment through student and staff service projects. [?]

[?] The PTSA sponsored the fourth phase of an ongoing landscape project by landscaping the back wing of the school and establishing a memorial garden. Celebrations sponsored through the PTSA recognized student and staff achievement through the Husky Hoopla and honor roll recognition programs. School Improvement Council members served as ambassadors to support and communicate school initiatives and the CSMS Mission and Vision. [?]

[?] The challenge for CSMS continues to be serving students struggling with deficits in essential numeracy and literacy skills. Training will continue to ensure students use technology effectively for learning. By providing blended and competency-based learning experiences and enhanced personal mobile computing strategies, we will support struggling learners as well as those prepared to move forward. Our teachers, no matter the content area, will teach literacy strategies to ensure students create meaning from all forms of text. [?]

[?] In partnership with the family and community, CSMS will continue to prepare students to be creative, collaborative, self-directed learners. [?]

[?] Principal Alan Zwart and SIC Chair Tamela Jett

Abbreviations Key

N/A-Not Applicable

N/AV-Not Available

N/C-Not Collected

N/R-Not Reported

I/S-Insufficient Sample

TBD-To Be Determined