



SC Annual School Report Card Summary

Pleasant Hill Middle School
LEXINGTON 1
Grades: 6-8 Enrollment: 1,019
Principal: Dr. Thomas E. Rivers, Jr.
Superintendent: Dr. Karen C. Woodward
Board Chair: Cynthia S. Smith

PERFORMANCE

Comprehensive detail, including definitions of ratings, performance criteria, and explanations of status, is available on www.ed.sc.gov and www.eoc.sc.gov as well as school and school district websites. Printed versions are available from school districts upon request.

YEAR	ABSOLUTE RATING	GROWTH RATING	PALMETTO GOLD AND SILVER AWARD		ESEA/FEDERAL ACCOUNTABILITY RATING SYSTEM	
			General Performance	Closing the Gap	ESEA Grade	Accountability Indicator
2014	Excellent	Excellent	TBD	TBD	B	N/A
2013	Excellent	Good	GOLD	N/A	A	N/A
2012	Excellent	Excellent	GOLD	N/A	A	N/A

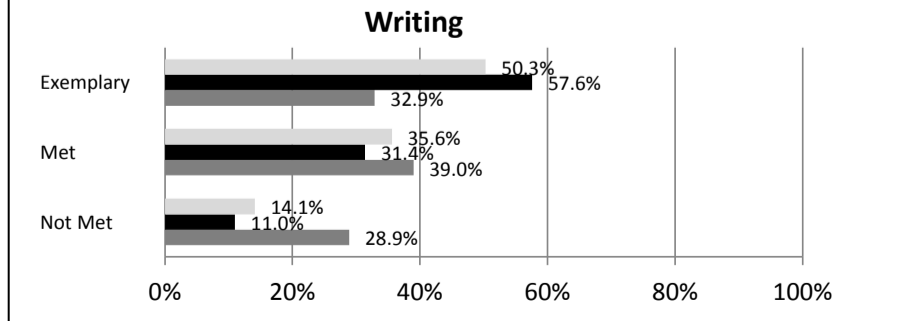
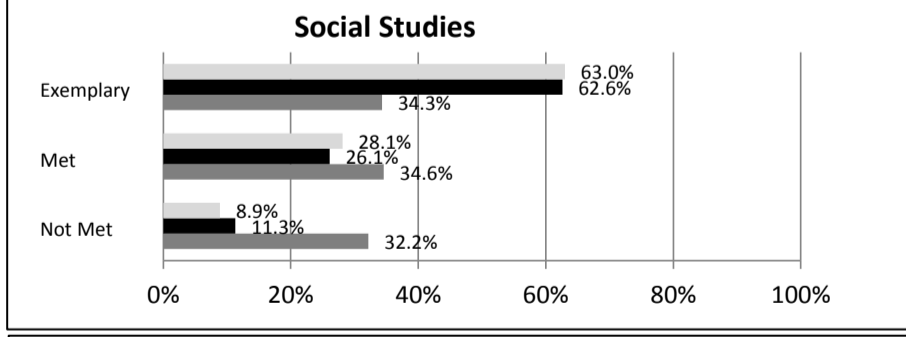
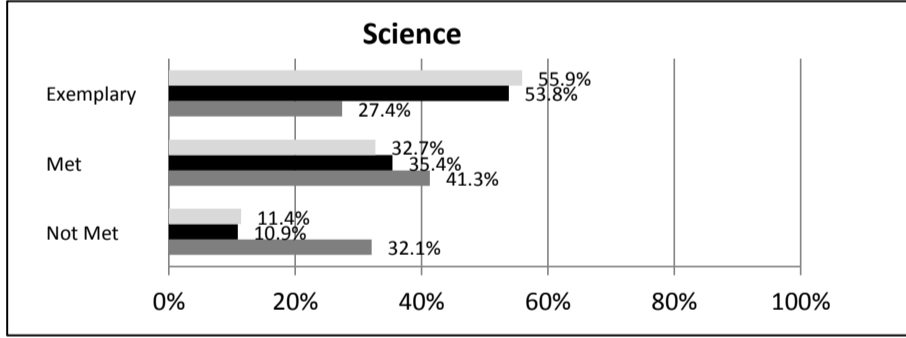
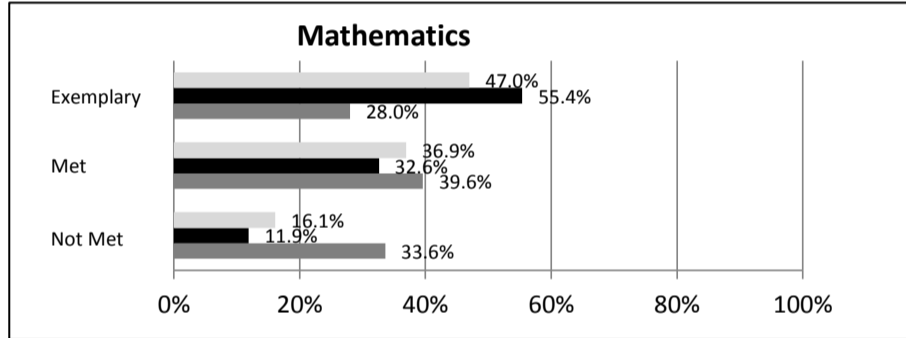
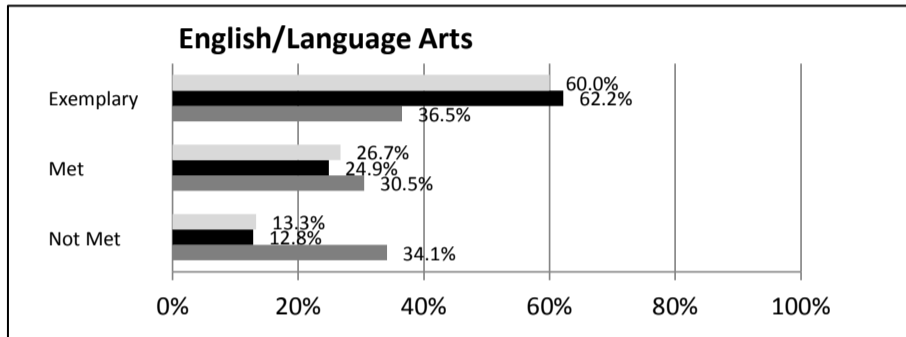
ABSOLUTE RATINGS OF MIDDLE SCHOOLS WITH STUDENTS LIKE OURS*

EXCELLENT	GOOD	AVERAGE	BELOW AVERAGE	AT-RISK
10	0	0	0	0

* Ratings are calculated with data available by 04/27/2015. Schools with Students Like Ours are Middle Schools with Poverty Indices of no more than 5% above or below the index for this school.


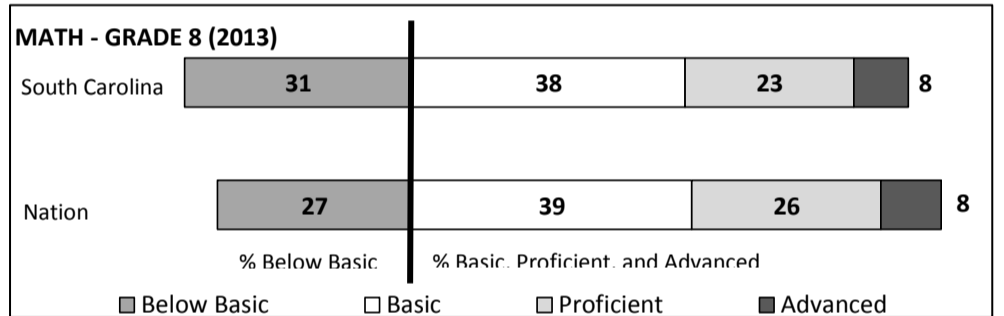

SC PASS PERFORMANCE

Our School Middle Schools with Students Like Ours Middle Schools Statewide



NAEP*

*Performance reported for SC and nation, data not available at school level. Percentages at NAEP Achievement Levels.



END OF COURSE TESTS - 2014

% of Students scoring 70 or above on:	Our Middle School	Middle Schools with Students Like Ours
Algebra 1/Math for the Technologies 2	100.0%	99.9%
English 1	98.1%	99.3%
Biology 1	N/A	N/A
US History and the Constitution	N/A	N/A
All Subjects	99.0%	99.7%

SC PERFORMANCE VISION

By 2020 all students will graduate with the knowledge and skills necessary to compete successfully in the global economy, participate in a democratic society and contribute positively as members of families and communities.

Abbreviations Key

N/A-Not Applicable N/AV-Not Available N/C-Not Collected N/R-Not Reported I/S-Insufficient Sample TBD-To Be Determined

**Pleasant Hill Middle School
LEXINGTON 1**

SCHOOL PROFILE

	Our School	Change from Last Year	Middle Schools with Students Like Ours	Median Middle Schools
Students (n = 1,019)				
Students Enrolled in high school credit courses (grades 7 & 8)	35.1%	Up from 28.7%	30.6%	26.0%
Retention rate	0.4%	Up from 0.3%	0.4%	0.6%
Attendance rate	96.1%	Up from 95.8%	96.3%	96.2%
Served by gifted and talented program	42.7%	Down from 45.3%	40.3%	19.4%
With disabilities	7.5%	Up from 7.0%	7.8%	12.8%
Older than usual for grade	1.7%	Up from 1.2%	2.0%	4.5%
Out-of-school suspensions or expulsions for violent and/or criminal offenses	0.4%	Up from 0.2%	0.4%	0.4%
Annual dropout rate	0.0%	No change	0.0%	0.0%
Teachers (n = 68)				
Teachers with advanced degrees	66.2%	Down from 67.6%	61.3%	61.3%
Continuing contract teachers	80.9%	Up from 79.4%	80.2%	75.9%
Teachers returning from previous year	87.1%	Down from 88.8%	87.1%	85.4%
Teacher attendance rate	95.8%	Up from 94.9%	95.8%	95.2%
Average teacher salary*	\$51,414	Up 1.4%	\$49,766	\$47,081
Classes not taught by highly qualified teachers	1.1%	Up from 0.0%	1.3%	5.8%
Professional development days/teacher	7.1 days	Down from 9.1 days	11.3 days	10.6 days
School				
Principal's years at school	3.0	Up from 2.0	3.0	3.0
Student-teacher ratio in core subjects	28.9 to 1	Up from 28.7 to 1	24.4 to 1	21.5 to 1
Prime instructional time	91.2%	Up from 90.0%	90.9%	90.1%
Opportunities in the arts	Excellent	No change	Excellent	Good
SACS accreditation	Yes	No change	Yes	Yes
Parents attending conferences	99.1%	Down from 99.7%	99.9%	99.0%
Character development program	Good	No change	Excellent	Good
Dollars spent per pupil**	\$7,059	Up 9.2%	\$8,304	\$7,616
Percent of expenditures for instruction**	68.5%	Down from 70.0%	66.0%	62.0%
Percent of expenditures for teacher salaries**	67.7%	Up from 67.0%	65.8%	61.3%
ESEA composite index score	87.9	Down from 94.0	88.8	77.9

* Length of contract = 185+ days.

**Prior year audited financial data available.

EVALUATION RESULTS

	Teachers	Students*	Parents*
Number of surveys returned	60	302	76
Percent satisfied with learning environment	98.3%	78.2%	86.8%
Percent satisfied with social and physical environment	98.4%	81.6%	94.7%
Percent satisfied with school-home relations	100.0%	86.7%	71.6%

*Only students at the highest middle school grade level at this school and their parents were included.

Comprehensive detail, including definitions of ratings, performance criteria, and explanations of status, is available on www.ed.sc.gov and www.eoc.sc.gov as well as school and school district websites.

Printed versions are available from school districts upon request.

REPORT OF PRINCIPAL AND SCHOOL IMPROVEMENT COUNCIL

We are so proud of our accomplishments at Pleasant Hill Middle School during the 2013-2014 year. The South Carolina Arts Commission awarded the school an AIE Arts in Basic Curriculum Advancement Grant. This grant will help students more deeply explore their creativity and expose them to artists in residence. PHMS also received the 2014 Palmetto Pride Grant. The South Carolina Department of Education awarded the school a Palmetto Gold Award for student achievement and, for the last five years, PHMS has received an "Excellent" Absolute Rating on its school report card.

The faculty and staff received numerous awards this year. The S.C. Association of School Administrators named Assistant Principal Michele Zee the 2014 South Carolina Assistant Principal of the Year. Sylvia Shealy, Spanish Immersion teacher, was named PHMS Teacher of the Year and a 2014 Lexington County School District One Teacher of the Year Finalist. Ms. Shealy also received the 2013 S.C. VFW Middle School Citizenship Teacher of the Year award.

Several accomplishments were noted this year for students and the school. The PHMS Band program received an Outstanding Performance Award for its overall accomplishments from the S.C. Band Directors Association. The Seventh- and Eighth-Grade Band received Superior ratings at the 2014 S.C. Concert Festival, and the S.C. Scholastic Press Association recognized the 2013 Cougar Pride yearbook with an All-State and a Palmetto Award. The school was recognized for being a top fundraising middle school in the 2013 United Way campaign.

The PTSA and School Improvement Council continued to focus on improving relationships with staff and students. The organizations sponsored the Cougar Carnival, an end-of-the-year family celebration, conducted a comprehensive survey to collect feedback and opinions about the needs of the school, sponsored "fun lunches" and grade-level dances, and organized evening educational activities for parents.

The school noticed, after analyzing data from the South Carolina Palmetto Assessment of State Standards, that students did not meet their school improvement goal in mathematics. Next year, teachers will work to overcome this challenge by disaggregating the data, reviewing the curriculum standards and analyzing their instructional practices.

Another challenge is providing teachers and students with individualized learning time so students can receive additional support. A new schedule will be implemented with a block of time for teachers to work with students. We will also begin the Where Everybody Belongs (WEB) program to help sixth-grade students transition to middle school.

We look forward to continuing our mission of producing successful lifelong learners and leaders by cultivating students' confidence, creativity and intellectual independence.

Principal Thomas E. Rivers Jr., Ph.D., and SIC Chair Andrea Davies

Abbreviations Key

N/A-Not Applicable

N/AV-Not Available

N/C-Not Collected

N/R-Not Reported

I/S-Insufficient Sample

TBD-To Be Determined