



SC Annual School Report Card Summary

Pelion Middle
LEXINGTON 1

Grades: 6-8

Enrollment: 546

Principal: Sandra Jowers

Superintendent: Dr. Karen C. Woodward

Board Chair: Cynthia S. Smith

PERFORMANCE

Comprehensive detail, including definitions of ratings, performance criteria, and explanations of status, is available on www.ed.sc.gov and www.eoc.sc.gov as well as school and school district websites. Printed versions are available from school districts upon request.

YEAR	ABSOLUTE RATING	GROWTH RATING	PALMETTO GOLD AND SILVER AWARD		ESEA/FEDERAL ACCOUNTABILITY RATING SYSTEM	
			General Performance	Closing the Gap	ESEA Grade	Accountability Indicator
2014	Average	Average	TBD	TBD	F	N/A
2013	Average	Average	N/A	N/A	F	N/A
2012	Average	Good	SILVER	N/A	A	N/A

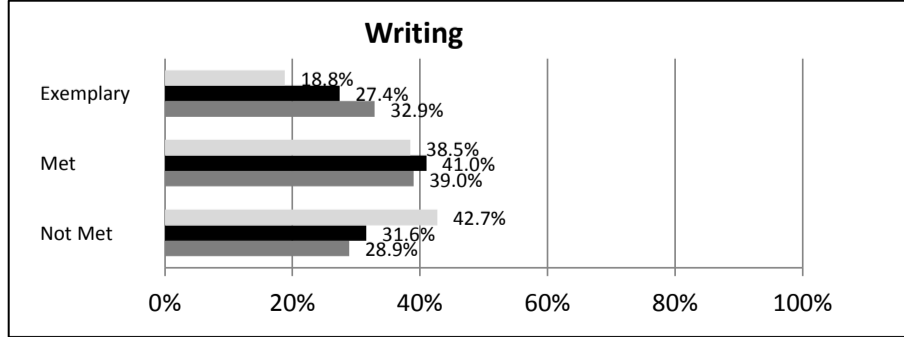
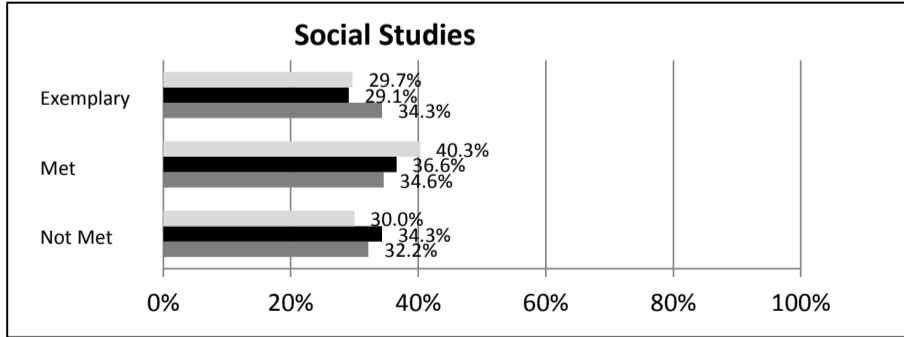
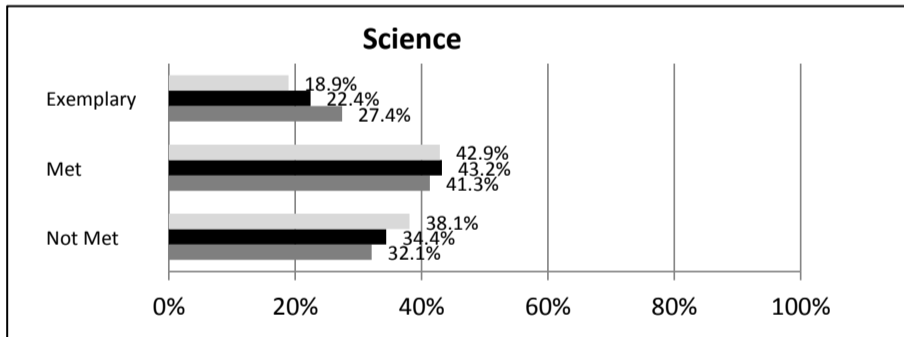
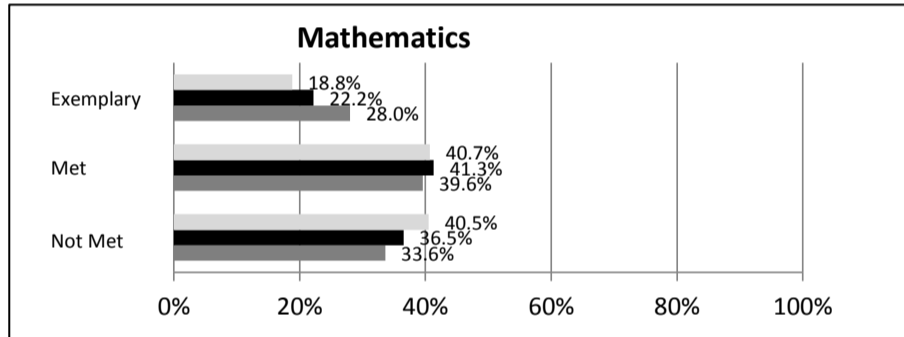
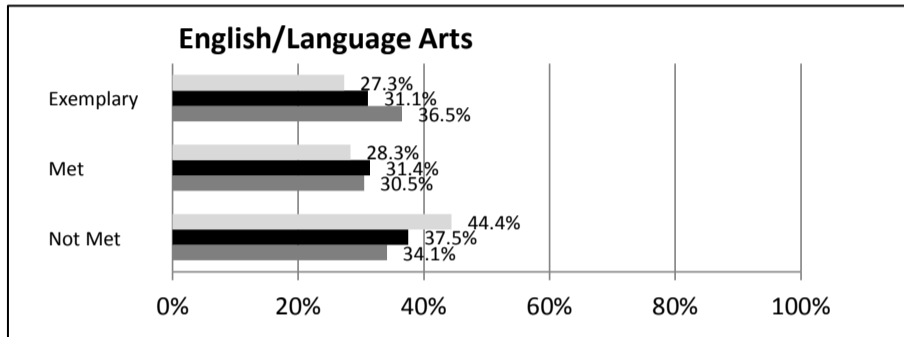
ABSOLUTE RATINGS OF MIDDLE SCHOOLS WITH STUDENTS LIKE OURS*

EXCELLENT	GOOD	AVERAGE	BELOW AVERAGE	AT-RISK
2	5	51	7	0

* Ratings are calculated with data available by 04/27/2015. Schools with Students Like Ours are Middle Schools with Poverty Indices of no more than 5% above or below the index for this school.


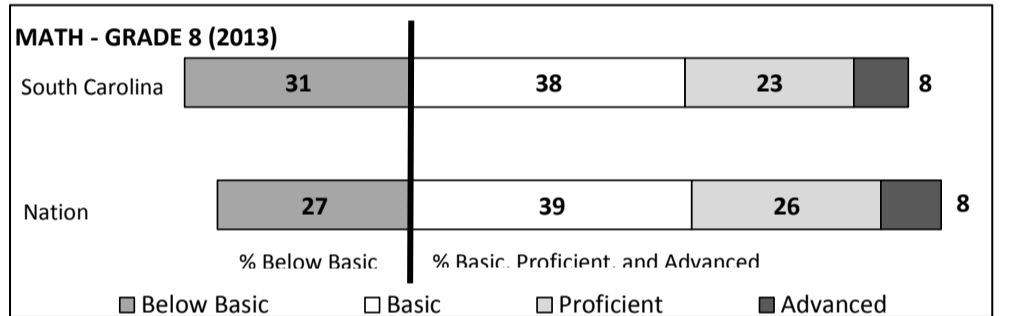
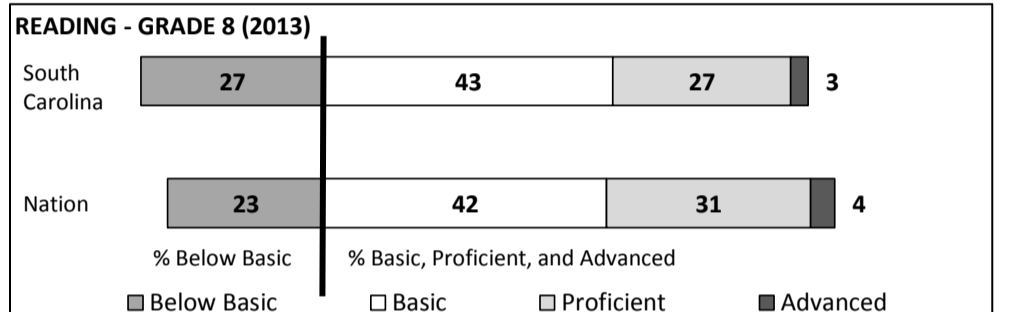
SC PASS PERFORMANCE

Our School Middle Schools with Students Like Ours Middle Schools Statewide



NAEP*

*Performance reported for SC and nation, data not available at school level. Percentages at NAEP Achievement Levels.



END OF COURSE TESTS - 2014

% of Students scoring 70 or above on:	Our Middle School	Middle Schools with Students Like Ours
Algebra 1/Math for the Technologies 2	100.0%	97.0%
English 1	98.0%	95.1%
Biology 1	N/A	N/A
US History and the Constitution	N/A	N/A
All Subjects	98.7%	96.9%

SC PERFORMANCE VISION

By 2020 all students will graduate with the knowledge and skills necessary to compete successfully in the global economy, participate in a democratic society and contribute positively as members of families and communities.

Abbreviations Key

N/A-Not Applicable

N/AV-Not Available

N/C-Not Collected

N/R-Not Reported

I/S-Insufficient Sample

TBD-To Be Determined

**Pelion Middle
LEXINGTON 1**

SCHOOL PROFILE

	Our School	Change from Last Year	Middle Schools with Students Like Ours	Median Middle Schools
Students (n = 546)				
Students Enrolled in high school credit courses (grades 7 & 8)	18.4%	Up from 17.4%	20.0%	26.0%
Retention rate	0.6%	Up from 0.2%	1.0%	0.6%
Attendance rate	93.7%	Down from 94.8%	96.0%	96.2%
Served by gifted and talented program	13.5%	Up from 11.0%	15.0%	19.4%
With disabilities	14.6%	Down from 15.1%	14.4%	12.8%
Older than usual for grade	3.1%	Down from 3.8%	5.8%	4.5%
Out-of-school suspensions or expulsions for violent and/or criminal offenses	2.9%	Up from 2.4%	0.5%	0.4%
Annual dropout rate	0.0%	No change	0.0%	0.0%
Teachers (n = 41)				
Teachers with advanced degrees	58.5%	Down from 61.4%	60.0%	61.3%
Continuing contract teachers	70.7%	Down from 79.5%	74.5%	75.9%
Teachers returning from previous year	78.6%	Down from 84.0%	84.0%	85.4%
Teacher attendance rate	94.9%	Up from 93.6%	95.1%	95.2%
Average teacher salary*	\$45,424	Down 2.0%	\$46,560	\$47,081
Classes not taught by highly qualified teachers	4.4%	Up from 0.0%	7.1%	5.8%
Professional development days/teacher	25.4 days	Up from 22.6 days	12.0 days	10.6 days
School				
Principal's years at school	8.0	Up from 7.0	5.0	3.0
Student-teacher ratio in core subjects	31.3 to 1	Up from 29.6 to 1	20.6 to 1	21.5 to 1
Prime instructional time	86.6%	Down from 87.9%	89.9%	90.1%
Opportunities in the arts	Excellent	No change	Good	Good
SACS accreditation	Yes	No change	Yes	Yes
Parents attending conferences	100.0%	Up from 98.2%	99.0%	99.0%
Character development program	Excellent	No change	Good	Good
Dollars spent per pupil**	\$8,667	Up 2.0%	\$7,457	\$7,616
Percent of expenditures for instruction**	62.5%	Down from 63.0%	61.7%	62.0%
Percent of expenditures for teacher salaries**	61.9%	Down from 62.0%	60.8%	61.3%
ESEA composite index score	59.8	Up from 58.5	71.3	77.9

* Length of contract = 185+ days.

**Prior year audited financial data available.

EVALUATION RESULTS

	Teachers	Students*	Parents*
Number of surveys returned	38	134	50
Percent satisfied with learning environment	52.6%	65.7%	66.0%
Percent satisfied with social and physical environment	73.7%	73.9%	68.6%
Percent satisfied with school-home relations	50.0%	82.0%	55.8%

*Only students at the highest middle school grade level at this school and their parents were included.

Comprehensive detail, including definitions of ratings, performance criteria, and explanations of status, is available on www.ed.sc.gov and www.eoc.sc.gov as well as school and school district websites.

Printed versions are available from school districts upon request.

REPORT OF PRINCIPAL AND SCHOOL IMPROVEMENT COUNCIL

In partnership with our community, Pelion Middle School is working to develop students who are successful in their transition to high school and beyond. We strive to address the academic, behavioral and social needs of each student. We take pride in personalizing learning for every child through in-class differentiation, flexible scheduling, academic interventions and customized student success plans.☒

☒ Over the past years, the faculty has focused on the intentional differentiation of classroom instruction. We attended professional development workshops and participated in book studies learning how best to serve our students through personalized instruction. Our online learning component, Edgenuity, further complements our personalization efforts. This program, along with our one-to-one computing initiative, allows us to reteach and reassess students outside of the traditional classroom through a blended learning environment.☒

☒ Our revised school schedule allows for flexibility within a student's academic day to serve individual needs. We can schedule students based on their academic abilities without the restriction of grade-level content. We can fill the academic deficits of students by doubling their academic services in a specific content area. We schedule World Language students according to their proficiency level.☒

☒ Our School Intervention Team examines all student data four times a year to identify students who need academic support in mathematics and English language arts. We offer three tiers of academic interventions through our Response to Intervention (Rti) programs. Customized student success plans are created for students who are identified as needing specific academic or behavioral interventions. These success plans with targeted interventions allow us to be deliberate about the services we provide at-risk students. We are proud of the success that these programs have shown over the past several years and celebrate the individual growth of students who have demonstrated noteworthy academic improvement.☒

☒ During the 2013-2014 school year, we worked hard to meet the needs of individuals through a variety of interventions. This effort not only complies with the district mission and vision, but it is an essential component of our school improvement plan as we address the achievement score drop that PMS experienced the previous school year.☒

☒ This year, the community was thrilled with the construction of the Pelion Performing Arts Center, which includes an auditorium and classroom wing. This state-of-the-art facility seats nearly 500 people and is available for use by all area schools who want to highlight student talent.☒

☒ You are always welcome to visit PMS! To contact your child's teachers, call 803-821-2300 or visit the PMS website to get a teacher's individual email address.

☒ Principal Sandra Jowers, Ph.D. and SIC Chair Adrienne Bazemore

Abbreviations Key

N/A-Not Applicable

N/AV-Not Available

N/C-Not Collected

N/R-Not Reported

I/S-Insufficient Sample

TBD-To Be Determined