



SC Annual School Report Card Summary

**Gilbert Middle School
LEXINGTON 1**

Grades: 6-8

Enrollment: 746

Principal: Benjamin D. Ricard

Superintendent: Dr. Karen C. Woodward

Board Chair: Cynthia S. Smith

PERFORMANCE

Comprehensive detail, including definitions of ratings, performance criteria, and explanations of status, is available on www.ed.sc.gov and www.eoc.sc.gov as well as school and school district websites. Printed versions are available from school districts upon request.

YEAR	ABSOLUTE RATING	GROWTH RATING	PALMETTO GOLD AND SILVER AWARD		ESEA/FEDERAL ACCOUNTABILITY RATING SYSTEM	
			General Performance	Closing the Gap	ESEA Grade	Accountability Indicator
2014	Good	Average	TBD	TBD	C	N/A
2013	Good	Below Average	N/A	N/A	D	N/A
2012	Good	Excellent	GOLD	N/A	A	N/A

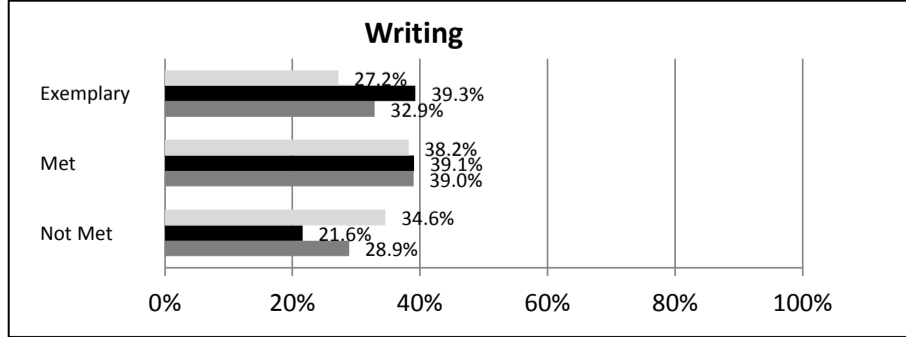
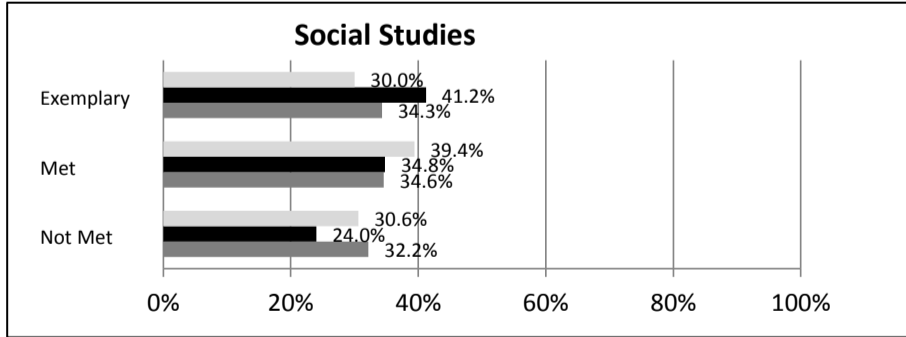
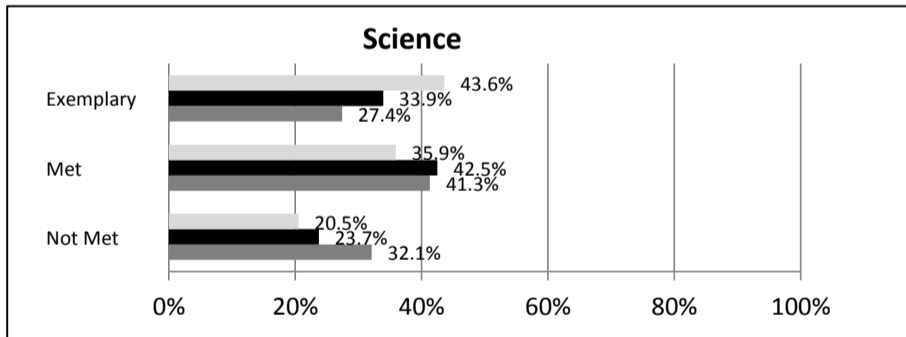
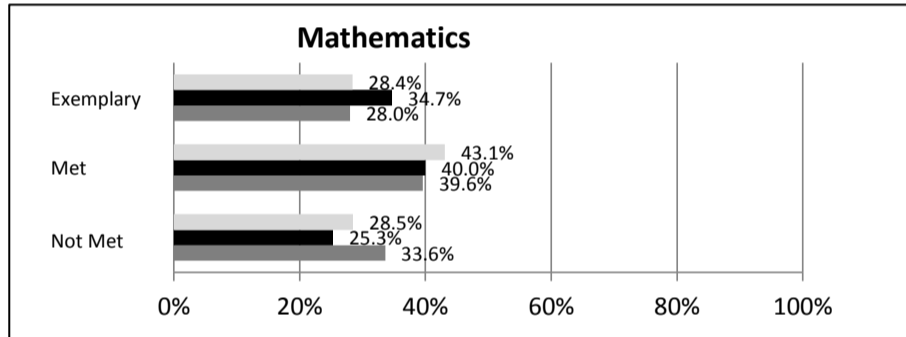
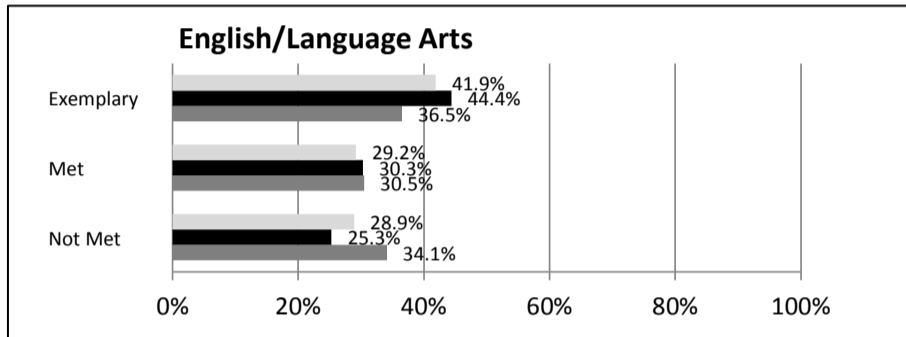
ABSOLUTE RATINGS OF MIDDLE SCHOOLS WITH STUDENTS LIKE OURS*

EXCELLENT	GOOD	AVERAGE	BELOW AVERAGE	AT-RISK
14	16	9	1	0

* Ratings are calculated with data available by 04/27/2015. Schools with Students Like Ours are Middle Schools with Poverty Indices of no more than 5% above or below the index for this school.


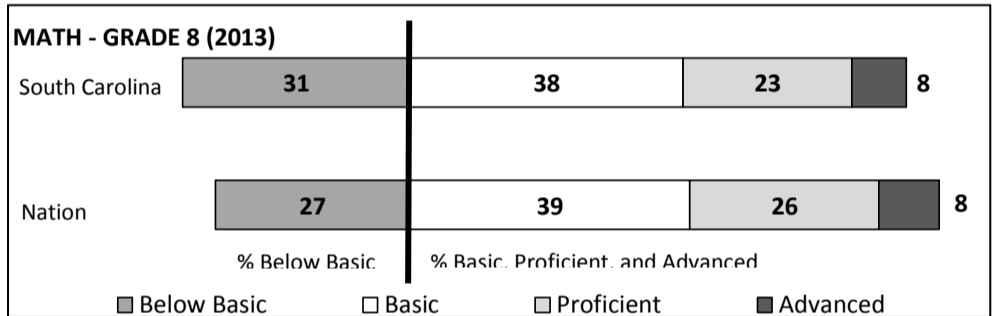
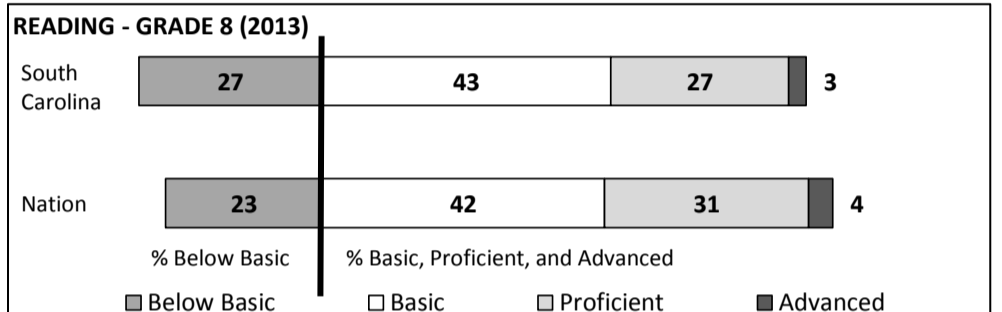
SC PASS PERFORMANCE

Our School Middle Schools with Students Like Ours Middle Schools Statewide



NAEP*

*Performance reported for SC and nation, data not available at school level. Percentages at NAEP Achievement Levels.



END OF COURSE TESTS - 2014

% of Students scoring 70 or above on:	Our Middle School	Middle Schools with Students Like Ours
Algebra 1/Math for the Technologies 2	97.0%	98.0%
English 1	96.2%	97.7%
Biology 1	N/A	N/A
US History and the Constitution	N/A	0.0%
All Subjects	96.6%	97.8%

SC PERFORMANCE VISION

By 2020 all students will graduate with the knowledge and skills necessary to compete successfully in the global economy, participate in a democratic society and contribute positively as members of families and communities.

Abbreviations Key

N/A-Not Applicable

N/AV-Not Available

N/C-Not Collected

N/R-Not Reported

I/S-Insufficient Sample

TBD-To Be Determined

**Gilbert Middle School
LEXINGTON 1**

SCHOOL PROFILE

	Our School	Change from Last Year	Middle Schools with Students Like Ours	Median Middle Schools
Students (n = 746)				
Students Enrolled in high school credit courses (grades 7 & 8)	29.1%	Up from 27.8%	31.5%	26.0%
Retention rate	0.4%	Down from 0.6%	0.4%	0.6%
Attendance rate	95.2%	Up from 95.0%	96.5%	96.2%
Served by gifted and talented program	25.2%	Up from 25.0%	22.3%	19.4%
With disabilities	13.2%	Down from 13.6%	11.8%	12.8%
Older than usual for grade	3.5%	Down from 4.5%	3.3%	4.5%
Out-of-school suspensions or expulsions for violent and/or criminal offenses	0.5%	Down from 1.0%	0.7%	0.4%
Annual dropout rate	0.0%	No change	0.0%	0.0%
Teachers (n = 53)				
Teachers with advanced degrees	73.6%	Up from 66.7%	60.0%	61.3%
Continuing contract teachers	83.0%	Up from 81.5%	76.1%	75.9%
Teachers returning from previous year	92.4%	Up from 89.7%	86.9%	85.4%
Teacher attendance rate	94.9%	Up from 94.7%	95.5%	95.2%
Average teacher salary*	\$53,103	Up 3.7%	\$47,151	\$47,081
Classes not taught by highly qualified teachers	0.8%	Down from 2.4%	4.3%	5.8%
Professional development days/teacher	9.0 days	Up from 7.3 days	12.2 days	10.6 days
School				
Principal's years at school	8.0	Up from 7.0	3.0	3.0
Student-teacher ratio in core subjects	24.8 to 1	Up from 24.1 to 1	22.4 to 1	21.5 to 1
Prime instructional time	89.2%	Up from 88.9%	90.8%	90.1%
Opportunities in the arts	Excellent	No change	Good	Good
SACS accreditation	Yes	No change	Yes	Yes
Parents attending conferences	98.7%	Down from 99.6%	99.6%	99.0%
Character development program	Excellent	No change	Good	Good
Dollars spent per pupil**	\$8,500	Up 4.4%	\$6,943	\$7,616
Percent of expenditures for instruction**	63.0%	Down from 66.0%	63.2%	62.0%
Percent of expenditures for teacher salaries**	62.5%	Down from 64.0%	62.4%	61.3%
ESEA composite index score	71.4	Up from 69.7	82.8	77.9

* Length of contract = 185+ days.

**Prior year audited financial data available.

EVALUATION RESULTS

	Teachers	Students*	Parents*
Number of surveys returned	46	207	121
Percent satisfied with learning environment	93.5%	79.2%	88.5%
Percent satisfied with social and physical environment	95.6%	78.3%	80.0%
Percent satisfied with school-home relations	95.6%	83.6%	68.3%

*Only students at the highest middle school grade level at this school and their parents were included.

Comprehensive detail, including definitions of ratings, performance criteria, and explanations of status, is available on www.ed.sc.gov and www.eoc.sc.gov as well as school and school district websites.

Printed versions are available from school districts upon request.

REPORT OF PRINCIPAL AND SCHOOL IMPROVEMENT COUNCIL

The students and faculty of Gilbert Middle School enjoyed a great year in academics, the arts and athletics. Preparing students to be independent, respectful and contributing citizens continues to be our top priority. GMS students participated in numerous service projects for a variety of causes, including Happy Wheels, Relay For Life and Lexington Interfaith Community Services.

We continue to provide blended learning environments where concepts are mastered through direct teacher instruction and online digital content. Student learning is also supported through Response to Intervention classes when necessary.

Because assessment data has shown writing as an area of weakness, teachers received professional development in the integration of writing across the curriculum. In addition, GMS students took part in three school-wide writing activities during the year. These writing activities provided teachers with useful information in determining their students' needs in the area of writing.

Test and performance data indicate challenges relating to mathematics. To address the challenges, GMS teachers are working collaboratively with instructional coaches and district personnel to develop units of study that meet the individual needs of their students. A morning mathematics help center is open daily for all students. Teachers also provide opportunities for their students to work with them one-on-one before or after school. Our Technology Integration Specialist works closely with teachers and students to provide technological resources to enhance student learning.

A positive and safe school climate continues to be a school-wide priority. We recognize students for academic achievements and citizenship. Our guidance department helps students grow in understanding, cooperation and respect for themselves and others as they contribute to the welfare of our school and community.

GMS is home to outstanding athletic and arts programs. Our teams continue to excel on the playing field. Our band, chorus and orchestra consistently receive "Superior" and "Excellent" ratings at state and national festivals.

We are grateful for our community's involvement in our school. The PTO and SIC have worked very hard to enhance each student's educational experience at GMS. We thank them for their efforts.

Principal Benji Ricard and SIC Chair Angie Derrenbacher

Abbreviations Key

N/A-Not Applicable

N/AV-Not Available

N/C-Not Collected

N/R-Not Reported

I/S-Insufficient Sample

TBD-To Be Determined