



# SC Annual School Report Card Summary

**White Knoll Middle School**  
**LEXINGTON 1**  
**Grades: 6-8** Enrollment: 765  
**Principal: Guy Smith**  
**Superintendent: Dr. Karen C. Woodward**  
**Board Chair: Cynthia S. Smith**

## PERFORMANCE

Comprehensive detail, including definitions of ratings, performance criteria, and explanations of status, is available on [www.ed.sc.gov](http://www.ed.sc.gov) and [www.eoc.sc.gov](http://www.eoc.sc.gov) as well as school and school district websites. Printed versions are available from school districts upon request.

YEAR	ABSOLUTE RATING	GROWTH RATING	PALMETTO GOLD AND SILVER AWARD		ESEA/FEDERAL ACCOUNTABILITY RATING SYSTEM	
			General Performance	Closing the Gap	ESEA Grade	Accountability Indicator
2014	Good	Good	TBD	TBD	C	N/A
2013	Average	Average	N/A	N/A	C	N/A
2012	Excellent	Good	GOLD	N/A	A	N/A

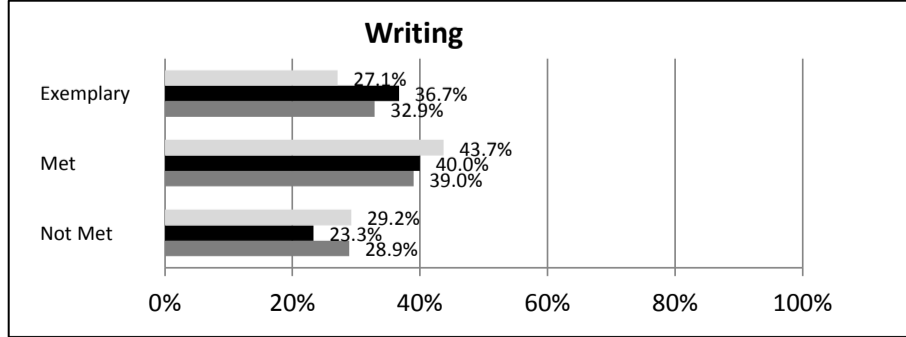
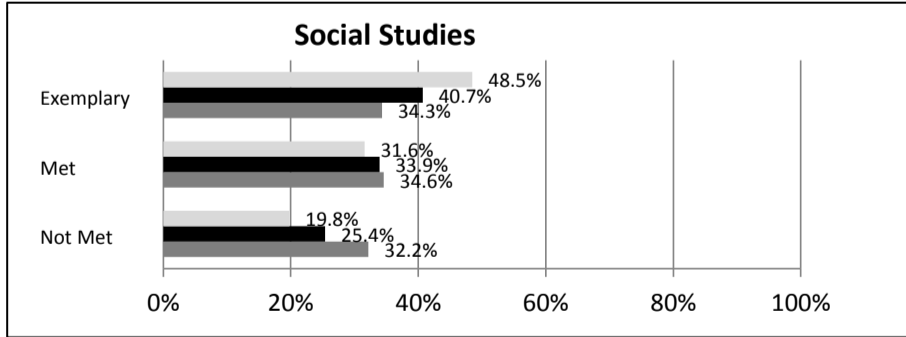
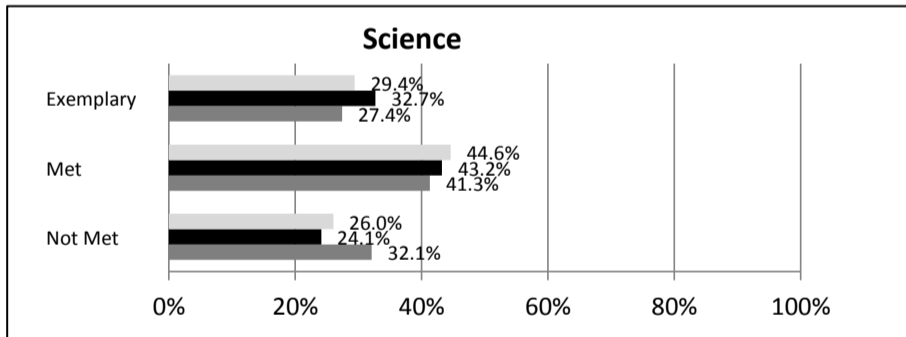
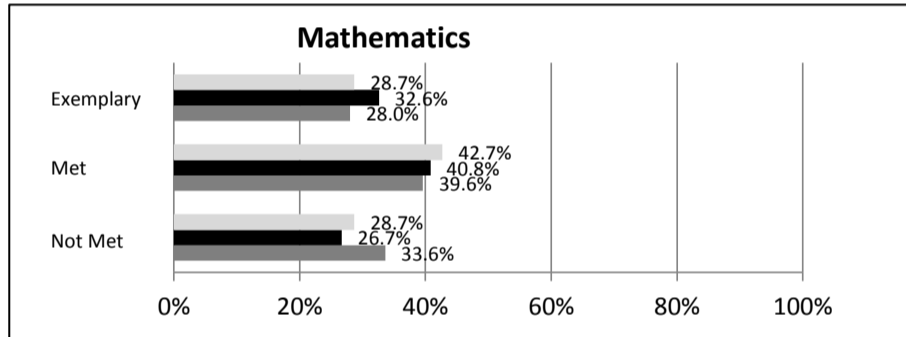
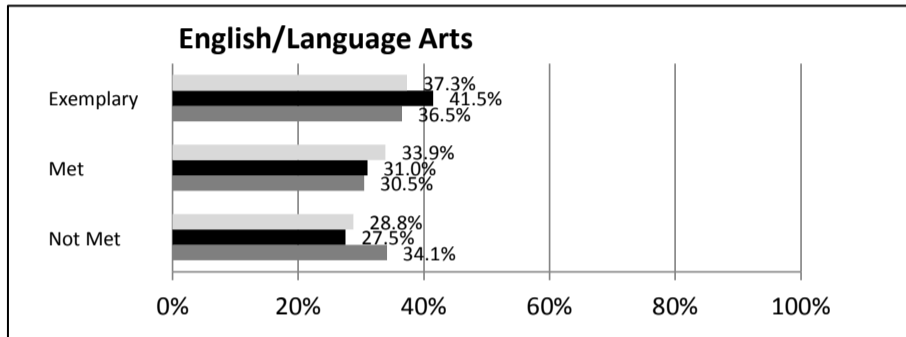
## ABSOLUTE RATINGS OF MIDDLE SCHOOLS WITH STUDENTS LIKE OURS\*

EXCELLENT	GOOD	AVERAGE	BELOW AVERAGE	AT-RISK
11	19	16	1	0

\* Ratings are calculated with data available by 04/27/2015. Schools with Students Like Ours are Middle Schools with Poverty Indices of no more than 5% above or below the index for this school.


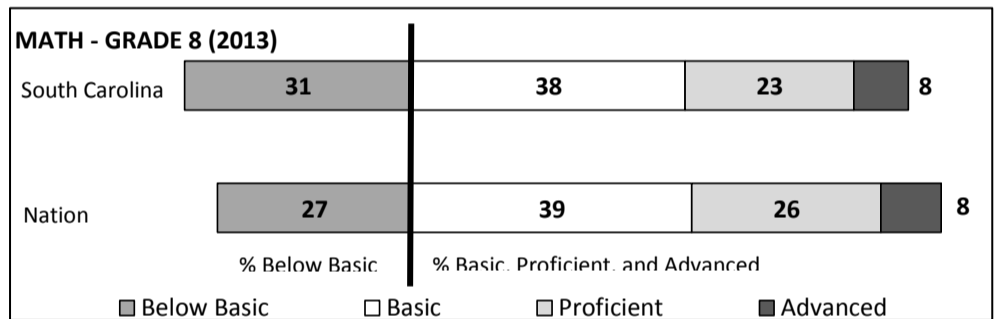

## SC PASS PERFORMANCE

Our School Middle Schools with Students Like Ours Middle Schools Statewide



## NAEP\*

\*Performance reported for SC and nation, data not available at school level. Percentages at NAEP Achievement Levels.



## END OF COURSE TESTS - 2014

% of Students scoring 70 or above on:	Our Middle School	Middle Schools with Students Like Ours
Algebra 1/Math for the Technologies 2	98.6%	97.9%
English 1	98.6%	96.3%
Biology 1	N/A	N/A
US History and the Constitution	N/A	N/A
All Subjects	98.6%	97.6%

## SC PERFORMANCE VISION

By 2020 all students will graduate with the knowledge and skills necessary to compete successfully in the global economy, participate in a democratic society and contribute positively as members of families and communities.

## Abbreviations Key

N/A-Not Applicable N/AV-Not Available N/C-Not Collected N/R-Not Reported I/S-Insufficient Sample TBD-To Be Determined

**White Knoll Middle School  
LEXINGTON 1**

**SCHOOL PROFILE**

	Our School	Change from Last Year	Middle Schools with Students Like Ours	Median Middle Schools
<b>Students (n = 765)</b>				
Students Enrolled in high school credit courses (grades 7 & 8)	23.5%	Up from 14.0%	32.6%	26.0%
Retention rate	0.8%	Up from 0.5%	0.7%	0.6%
Attendance rate	95.2%	Down from 95.4%	96.2%	96.2%
Served by gifted and talented program	22.7%	Down from 24.6%	21.5%	19.4%
With disabilities	13.9%	Up from 13.4%	11.8%	12.8%
Older than usual for grade	2.8%	Down from 2.9%	4.2%	4.5%
Out-of-school suspensions or expulsions for violent and/or criminal offenses	0.5%	Up from 0.4%	0.6%	0.4%
Annual dropout rate	0.0%	No change	0.0%	0.0%
<b>Teachers (n = 56)</b>				
Teachers with advanced degrees	64.3%	Down from 67.9%	64.4%	61.3%
Continuing contract teachers	80.4%	No change	79.6%	75.9%
Teachers returning from previous year	85.5%	Down from 86.7%	87.7%	85.4%
Teacher attendance rate	96.4%	Up from 95.8%	95.2%	95.2%
Average teacher salary*	\$49,513	Up 2.8%	\$48,056	\$47,081
Classes not taught by highly qualified teachers	1.2%	Up from 0.0%	2.5%	5.8%
Professional development days/teacher	10.3 days	Up from 8.7 days	10.1 days	10.6 days
<b>School</b>				
Principal's years at school	2.0	Up from 1.0	4.0	3.0
Student-teacher ratio in core subjects	26.2 to 1	Up from 20.8 to 1	23.4 to 1	21.5 to 1
Prime instructional time	90.7%	Up from 90.5%	90.3%	90.1%
Opportunities in the arts	Excellent	No change	Good	Good
SACS accreditation	Yes	No change	Yes	Yes
Parents attending conferences	98.4%	Up from 98.2%	99.6%	99.0%
Character development program	Good	No change	Good	Good
Dollars spent per pupil**	\$8,199	Up 4.2%	\$7,094	\$7,616
Percent of expenditures for instruction**	62.1%	Up from 62.0%	62.4%	62.0%
Percent of expenditures for teacher salaries**	61.2%	Up from 61.0%	61.2%	61.3%
ESEA composite index score	77.6	Up from 77.5	82.9	77.9

\* Length of contract = 185+ days.

\*\*Prior year audited financial data available.

**EVALUATION RESULTS**

	Teachers	Students*	Parents*
Number of surveys returned	56	209	78
Percent satisfied with learning environment	100.0%	71.7%	88.5%
Percent satisfied with social and physical environment	100.0%	77.4%	84.6%
Percent satisfied with school-home relations	92.7%	80.0%	62.1%

\*Only students at the highest middle school grade level at this school and their parents were included.

Comprehensive detail, including definitions of ratings, performance criteria, and explanations of status, is available on [www.ed.sc.gov](http://www.ed.sc.gov) and [www.eoc.sc.gov](http://www.eoc.sc.gov) as well as school and school district websites.

Printed versions are available from school districts upon request.

**REPORT OF PRINCIPAL AND SCHOOL IMPROVEMENT COUNCIL**

The 2013-2014 school year was another exciting and productive year for White Knoll Middle School. While we are still working to meet our performance goals in some areas, we are confident that our focus on standards-based instruction, infusion of technology and work to meet each student's learning needs will continue to yield excellent results. [?]

Our district and school mission statements speak of "caring people, academics, the arts and athletics" connecting. At WKMS, we strive to carry out this mission daily. Our students have access to a wide range of course offerings, including core classes in language arts, mathematics, science, social studies and world languages (Spanish, French, Chinese and Latin). This year, 15 of our students were named Junior Scholars and two students were named Duke TIP scholars. Our students posted a 97% pass rate on End-of-Course tests in Algebra 1 and English 1, and 77% of End-of-Course grades were A's or B's. Our Robotics team took first place in the Project Research Category at the South Carolina First Lego League State Championship. [?]

In addition to our core classes, we offer students an array of fine arts and performing arts experiences in art, band, chorus, dance, drama and orchestra. Approximately two-thirds of our students participate in our arts programs through classroom activities, performances and competitions. [?]

We are also proud to offer our students opportunities to compete in athletics through the football, volleyball, basketball and cheerleading programs we sponsor at our school, and by joint participation in White Knoll High School athletic programs, which range from track, softball and soccer to bowling and swimming. About 20% of our students participate in interscholastic athletics. [?]

Our care for students is reflected in our instructional program, our counseling initiatives, and our excellent parent and community involvement. We are working diligently to close achievement gaps by addressing individual student needs in our intervention classes, our after-school homework help center, and through targeted counseling and data analysis. Our school counseling office was recently named a Recognized American School Counselor Association (ASCA) Model Program (RAMP). Our PTSA was re-established this year and has provided wonderful support for students and staff. The School Improvement Council has given us valuable insight and suggestions for continuous improvement. [?]

As we look toward the 2014-2015 school year, our focus will remain on student achievement, leadership development, communication and positive school climate. We will continue to develop and deliver quality professional development, and we will tackle achievement gaps by working to address each student's needs. Our staff is committed to continuing the tradition of excellence at WKMS. [?]

Principal Guy Smith and SIC Chair Tony Signorino

**Abbreviations Key**

**N/A**-Not Applicable

**N/AV**-Not Available

**N/C**-Not Collected

**N/R**-Not Reported

**I/S**-Insufficient Sample

**TBD**-To Be Determined