



# SC Annual School Report Card Summary

**JOHNSON MIDDLE**  
**FLORENCE COUNTY SCHOOL DISTRICT FOUR**  
**Grades: 6-8** Enrollment: 165  
**Principal: Dr. William McCall**  
**Superintendent: Dr. Andre Boyd**  
**Board Chair: Ms. Lillie M. Joe**

## PERFORMANCE

Comprehensive detail, including definitions of ratings, performance criteria, and explanations of status, is available on [www.ed.sc.gov](http://www.ed.sc.gov) and [www.eoc.sc.gov](http://www.eoc.sc.gov) as well as school and school district websites. Printed versions are available from school districts upon request.

YEAR	ABSOLUTE RATING	GROWTH RATING	PALMETTO GOLD AND SILVER AWARD		ESEA/FEDERAL ACCOUNTABILITY RATING SYSTEM	
			General Performance	Closing the Gap	ESEA Grade	Accountability Indicator
2014	At-Risk	Good	TBD	TBD	F	Priority
2013	At-Risk	Good	N/A	N/A	D	N/A
2012	At-Risk	Below Average	N/A	N/A	F	N/A

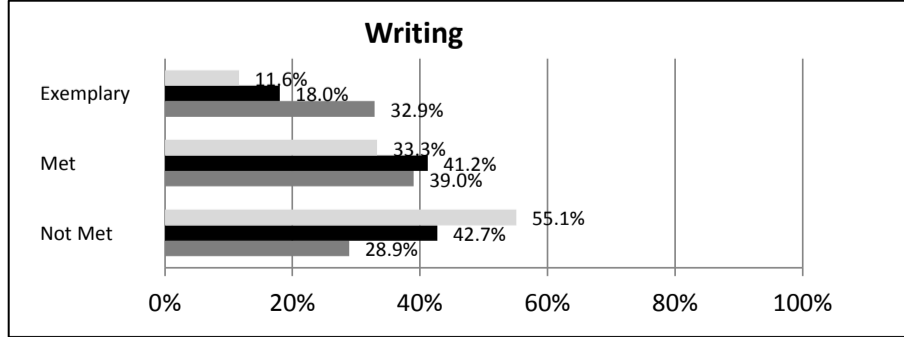
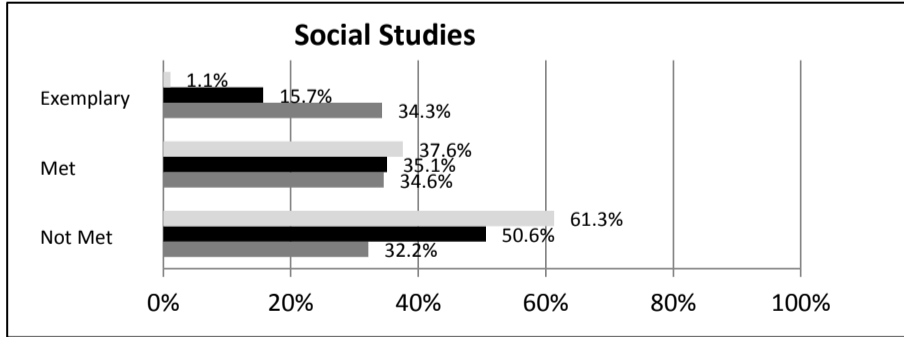
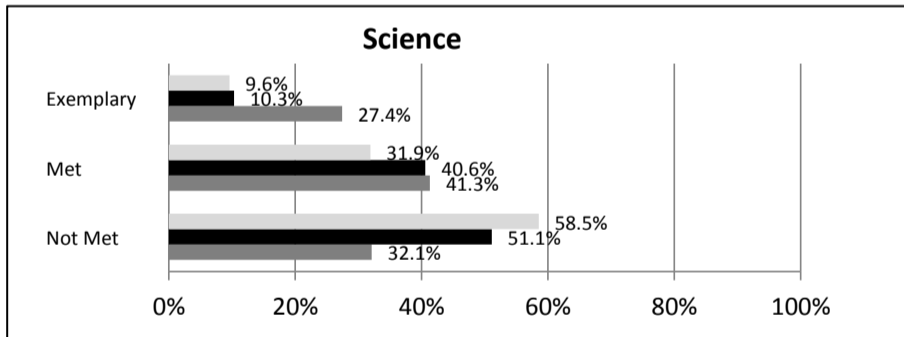
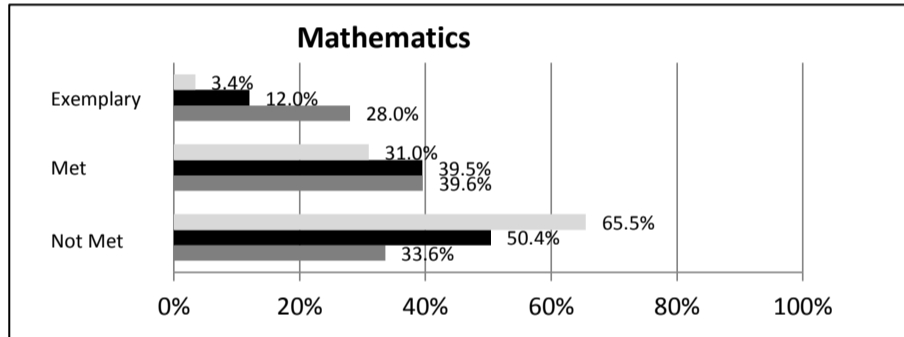
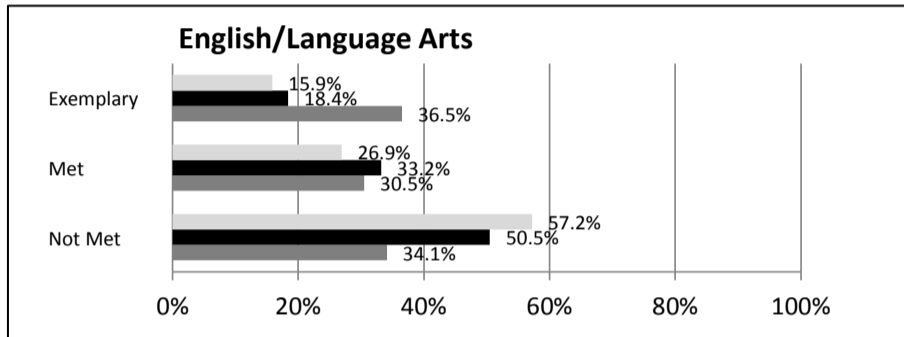
## ABSOLUTE RATINGS OF MIDDLE SCHOOLS WITH STUDENTS LIKE OURS\*

EXCELLENT	GOOD	AVERAGE	BELOW AVERAGE	AT-RISK
0	0	16	30	14

\* Ratings are calculated with data available by 04/27/2015. Schools with Students Like Ours are Middle Schools with Poverty Indices of no more than 5% above or below the index for this school.


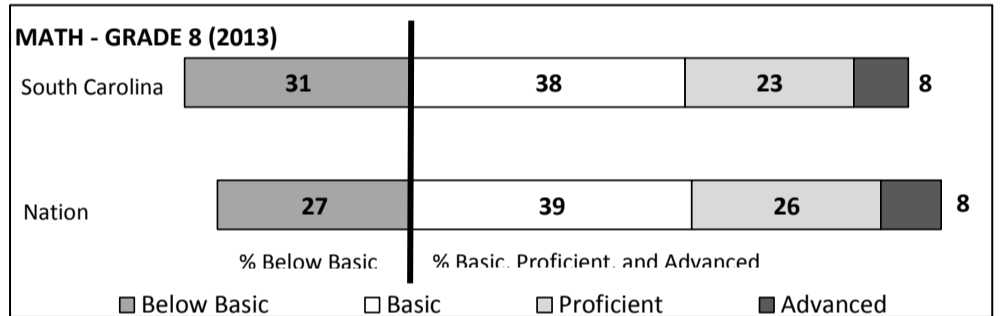

## SC PASS PERFORMANCE

Our School Middle Schools with Students Like Ours Middle Schools Statewide



## NAEP\*

\*Performance reported for SC and nation, data not available at school level. Percentages at NAEP Achievement Levels.



## END OF COURSE TESTS - 2014

% of Students scoring 70 or above on:	Our Middle School	Middle Schools with Students Like Ours
Algebra 1/Math for the Technologies 2	100.0%	94.0%
English 1	100.0%	85.4%
Biology 1	N/A	N/A
US History and the Constitution	N/A	N/A
All Subjects	100.0%	92.3%

## SC PERFORMANCE VISION

By 2020 all students will graduate with the knowledge and skills necessary to compete successfully in the global economy, participate in a democratic society and contribute positively as members of families and communities.

## Abbreviations Key

N/A-Not Applicable N/AV-Not Available N/C-Not Collected N/R-Not Reported I/S-Insufficient Sample TBD-To Be Determined

**JOHNSON MIDDLE  
FLORENCE COUNTY SCHOOL DISTRICT FOUR**

**SCHOOL PROFILE**

	Our School	Change from Last Year	Middle Schools with Students Like Ours	Median Middle Schools
<b>Students (n = 165)</b>				
Students Enrolled in high school credit courses (grades 7 & 8)	12.1%	N/A	14.8%	26.0%
Retention rate	5.8%	Up from 2.9%	0.7%	0.6%
Attendance rate	96.7%	Up from 95.9%	95.6%	96.2%
Served by gifted and talented program	0.0%	No change	6.8%	19.4%
With disabilities	16.0%	Down from 16.5%	16.0%	12.8%
Older than usual for grade	12.2%	Down from 13.1%	7.2%	4.5%
Out-of-school suspensions or expulsions for violent and/or criminal offenses	0.0%	N/A	0.5%	0.4%
Annual dropout rate	0.0%	No change	0.0%	0.0%
<b>Teachers (n = 13)</b>				
Teachers with advanced degrees	66.7%	Up from 62.5%	60.0%	61.3%
Continuing contract teachers	100.0%	No change	60.0%	75.9%
Teachers returning from previous year	91.1%	Up from 85.1%	76.9%	85.4%
Teacher attendance rate	94.3%	N/A	95.3%	95.2%
Average teacher salary*	\$42,017	Down 10.8%	\$45,191	\$47,081
Classes not taught by highly qualified teachers	43.2%	Down from 52.4%	12.1%	5.8%
Professional development days/teacher	2.5 days	N/A	9.6 days	10.6 days
<b>School</b>				
Principal's years at school	2.0	N/A	3.0	3.0
Student-teacher ratio in core subjects	16.5 to 1	N/A	18.4 to 1	21.5 to 1
Prime instructional time	89.6%	N/A	89.6%	90.1%
Opportunities in the arts	Good	N/A	Good	Good
SACS accreditation	No	N/A	Yes	Yes
Parents attending conferences	42.9%	N/A	98.0%	99.0%
Character development program	Unsatisfactory	N/A	Good	Good
Dollars spent per pupil**	\$6,828	Up 37.4%	\$9,682	\$7,616
Percent of expenditures for instruction**	62.5%	Down from 69.0%	55.7%	62.0%
Percent of expenditures for teacher salaries**	62.1%	Down from 66.0%	54.8%	61.3%
ESEA composite index score	10.6	Down from 64.2	55.0	77.9

\* Length of contract = 185+ days.

\*\*Prior year audited financial data available.

**EVALUATION RESULTS**

	Teachers	Students*	Parents*
Number of surveys returned	8	20	26
Percent satisfied with learning environment	-4.0%	60.0%	76.9%
Percent satisfied with social and physical environment	-4.0%	75.0%	76.9%
Percent satisfied with school-home relations	-4.0%	80.0%	46.1%

\*Only students at the highest middle school grade level at this school and their parents were included.

Comprehensive detail, including definitions of ratings, performance criteria, and explanations of status, is available on [www.ed.sc.gov](http://www.ed.sc.gov) and [www.eoc.sc.gov](http://www.eoc.sc.gov) as well as school and school district websites.

Printed versions are available from school districts upon request.

**REPORT OF PRINCIPAL AND SCHOOL IMPROVEMENT COUNCIL**

Johnson Middle School adopted a motto of "Where Every Child Is a Priority" this school year and it showed in all aspects of the school. Teachers and students built strong relationships through the middle school concept of teaming, students were able to interact with their learning in hands-on lessons, technology was utilized during instruction to engage students, and students were able to explore career options through clubs and shadowing opportunities. Parents and community members supported the efforts of the school by attending meetings, volunteering, serving as monitors during testing, chaperoning field trips and donating items to use as incentives.☒

Professional Development was integral to the success of Johnson Middle School, as teachers participated in various sessions☒

Course offerings were expanded to include English I and Algebra I.☒

All students were able to extend classroom knowledge through grade level field trips, which were provided free of charge, thanks to fundraising efforts of the PTSA.☒

Johnson Middle School students were celebrated for their accomplishments throughout the year through quarterly celebrations for excellence in classroom performance, perfect attendance, and good citizenship.☒

William McCall, Principal☒

Bernadette Easterling, SIC Chairperson

**Abbreviations Key**

N/A-Not Applicable

N/AV-Not Available

N/C-Not Collected

N/R-Not Reported

I/S-Insufficient Sample

TBD-To Be Determined