



# SC Annual School Report Card Summary

**Harleyville-Ridgeville Middle DORCHESTER 4**  
**Grades: 6-8 Enrollment: 208**  
**Principal: LaShawna Rivers**  
**Superintendent: Dr. Morris Ravenell**  
**Board Chair: Dr. Kenneth Jenkins**

## PERFORMANCE

Comprehensive detail, including definitions of ratings, performance criteria, and explanations of status, is available on [www.ed.sc.gov](http://www.ed.sc.gov) and [www.eoc.sc.gov](http://www.eoc.sc.gov) as well as school and school district websites. Printed versions are available from school districts upon request.

YEAR	ABSOLUTE RATING	GROWTH RATING	PALMETTO GOLD AND SILVER AWARD		ESEA/FEDERAL ACCOUNTABILITY RATING SYSTEM	
			General Performance	Closing the Gap	ESEA Grade	Accountability Indicator
2014	Average	Below Average	TBD	TBD	B	N/A
2013	Average	Average	N/A	N/A	B	N/A
2012	N/A	N/A	N/A	N/A	N/A	N/A

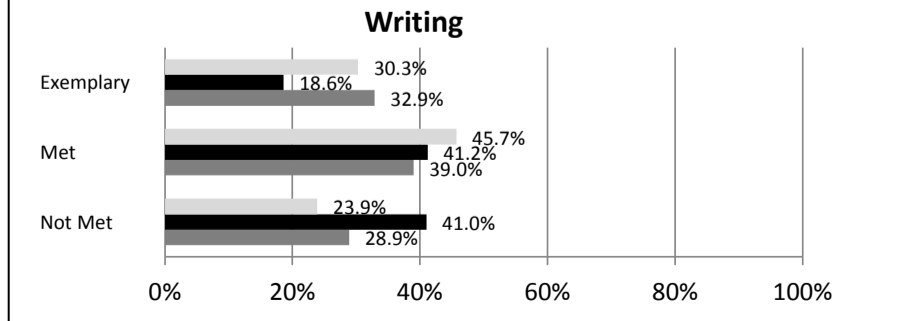
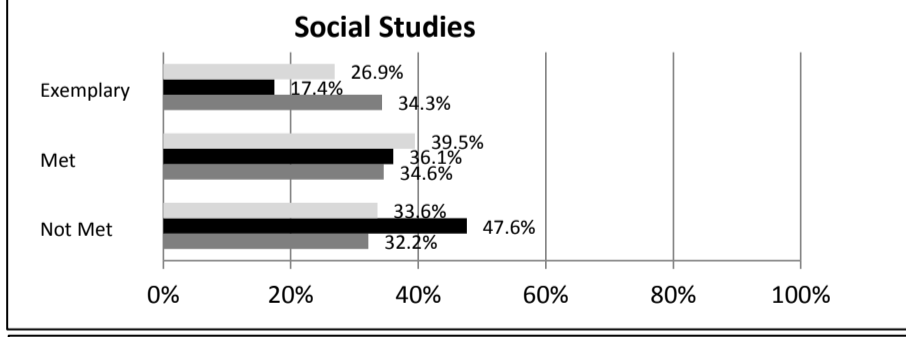
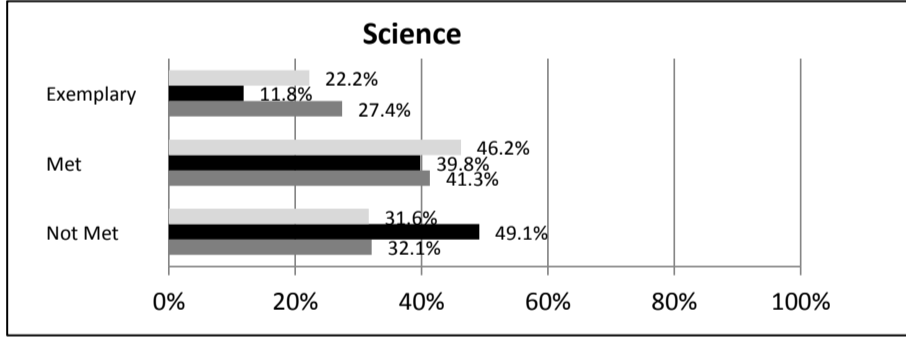
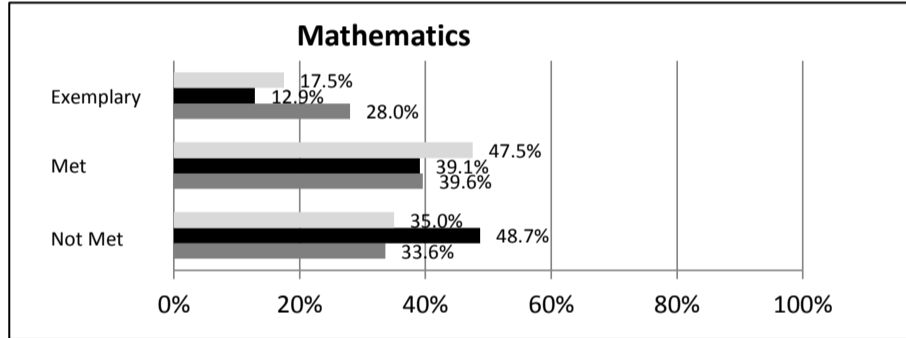
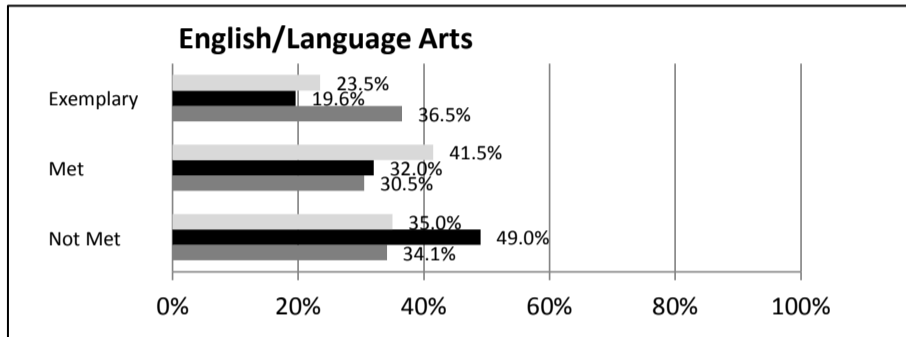
## ABSOLUTE RATINGS OF MIDDLE SCHOOLS WITH STUDENTS LIKE OURS\*

EXCELLENT	GOOD	AVERAGE	BELOW AVERAGE	AT-RISK
0	0	28	36	13

\* Ratings are calculated with data available by 04/27/2015. Schools with Students Like Ours are Middle Schools with Poverty Indices of no more than 5% above or below the index for this school.

## SC PASS PERFORMANCE

Our School Middle Schools with Students Like Ours Middle Schools Statewide



## NAEP\*

\*Performance reported for SC and nation, data not available at school level. Percentages at NAEP Achievement Levels.



## END OF COURSE TESTS - 2014

% of Students scoring 70 or above on:	Our Middle School	Middle Schools with Students Like Ours
Algebra 1/Math for the Technologies 2	100.0%	94.5%
English 1	100.0%	87.7%
Biology 1	N/A	N/A
US History and the Constitution	N/A	N/A
All Subjects	100.0%	93.0%

## SC PERFORMANCE VISION

By 2020 all students will graduate with the knowledge and skills necessary to compete successfully in the global economy, participate in a democratic society and contribute positively as members of families and communities.

## Abbreviations Key

N/A-Not Applicable N/AV-Not Available N/C-Not Collected N/R-Not Reported I/S-Insufficient Sample TBD-To Be Determined

**Harleyville-Ridgeville Middle  
DORCHESTER 4**

**SCHOOL PROFILE**

	Our School	Change from Last Year	Middle Schools with Students Like Ours	Median Middle Schools
<b>Students (n = 208)</b>				
Students Enrolled in high school credit courses (grades 7 & 8)	10.5%	Up from 9.2%	16.0%	26.0%
Retention rate	0.0%	No change	0.7%	0.6%
Attendance rate	96.4%	Up from 94.7%	95.6%	96.2%
Served by gifted and talented program	10.7%	Up from 4.3%	9.4%	19.4%
With disabilities	11.7%	Down from 15.7%	15.7%	12.8%
Older than usual for grade	3.6%	Down from 6.5%	6.3%	4.5%
Out-of-school suspensions or expulsions for violent and/or criminal offenses	1.9%	Up from 0.6%	1.0%	0.4%
Annual dropout rate	0.0%	No change	0.0%	0.0%
<b>Teachers (n = 19)</b>				
Teachers with advanced degrees	31.6%	Up from 25.0%	60.5%	61.3%
Continuing contract teachers	31.6%	Down from 37.5%	63.0%	75.9%
Teachers returning from previous year	N/A	N/A	78.9%	85.4%
Teacher attendance rate	97.2%	Up from 95.3%	95.2%	95.2%
Average teacher salary*	\$40,984	Down 5.6%	\$45,746	\$47,081
Classes not taught by highly qualified teachers	16.9%	Up from 1.8%	9.7%	5.8%
Professional development days/teacher	9.7 days	Down from 10.9 days	10.2 days	10.6 days
<b>School</b>				
Principal's years at school	2.0	Up from 0.0%	3.0	3.0
Student-teacher ratio in core subjects	15.1 to 1	Up from 7.6 to 1	19.0 to 1	21.5 to 1
Prime instructional time	91.9%	Up from 86.2%	89.5%	90.1%
Opportunities in the arts	Good	No change	Good	Good
SACS accreditation	Yes	No change	Yes	Yes
Parents attending conferences	100.0%	Up from 98.7%	98.0%	99.0%
Character development program	Good	Up from Average	Good	Good
Dollars spent per pupil**	\$9,702	N/A	\$9,345	\$7,616
Percent of expenditures for instruction**	53.0%	N/A	56.7%	62.0%
Percent of expenditures for teacher salaries**	52.1%	N/A	55.5%	61.3%
ESEA composite index score	82.0	Down from 87.5	55.6	77.9

\* Length of contract = 185+ days.

\*\*Prior year audited financial data available.

**EVALUATION RESULTS**

	Teachers	Students*	Parents*
Number of surveys returned	26	51	24
Percent satisfied with learning environment	96.1%	72.6%	87.5%
Percent satisfied with social and physical environment	96.0%	66.7%	87.5%
Percent satisfied with school-home relations	69.3%	76.0%	64.0%

\*Only students at the highest middle school grade level at this school and their parents were included.

Comprehensive detail, including definitions of ratings, performance criteria, and explanations of status, is available on [www.ed.sc.gov](http://www.ed.sc.gov) and [www.eoc.sc.gov](http://www.eoc.sc.gov) as well as school and school district websites.

Printed versions are available from school districts upon request.

**REPORT OF PRINCIPAL AND SCHOOL IMPROVEMENT COUNCIL**

Harleyville-Ridgeville Middle School is located thirty minutes from Charleston, South Carolina in Dorchester County. The family atmosphere of our rural community nurtures and maintains an environment of continuous learning. The nurturing and caring environment our teachers foster for our students plays a large role in our success. Teachers have high expectations for our students and therefore have high expectations of themselves in terms of creating a positive learning environment and delivering high quality instruction on a daily basis. During the 2013-2014 school year, Harleyville-Ridgeville Middle School entered year two as a TAP school. The ultimate goal of TAP is to raise student achievement. In order to accomplish this goal, emphasis has been placed on professional development and instructionally focused accountability to ensure our teachers are improving their instruction and the achievement of our students.

This year, several new programs were implemented to assist our students academically. The MATH 180, and READ 180, programs are used as intervention programs to address the individual needs of our struggling students. Digits, Science Reading Essentials, Yearbook, Music, and i-Civics were also added to the curriculum. Study Island, a computer assisted instructional program, is still used to reinforce core content area standards in our computer labs, while teachers use their Smart Boards, i-Pads, Smart Response Systems, and Chrome books for interactive lessons.

Some highlights of the school year included our A/B Honor Roll Incentive Field Trips, where we celebrated the success of our students in academics each quarter. Our students also participated in "Job Shadow Day" to experience the work environment of jobs of interest. The H-RMS Robotics Team also participated in District level competitions. We also inducted sixteen students into the National Junior Beta Club.

Harleyville-Ridgeville Middle School is a small community school where our parents and community members play a vital role in our school's achievements. Our parents, grandparents, and community members take an active role in the school by volunteering to be on the School Improvement Council and by joining us for our Academic Nights, Title I Planning Meetings, Veteran's Day Program, Community Open Houses, and H-RMS sporting events. We are proud of our students, faculty, administrators, parents, and community members for helping to ensure that Harleyville-Ridgeville Middle School is successful. Together we will continue to display our Panther Pride:

P - Positive Words and Actions

R - Respect for Self and Others

I - Integrity and Honor

D - Display Self-Control

E - Excellence in Everything You Do

LaShawna Rivers, Principal

Dawanda Bryant, School Improvement Council Chairperson

**Abbreviations Key**

N/A-Not Applicable

N/AV-Not Available

N/C-Not Collected

N/R-Not Reported

I/S-Insufficient Sample

TBD-To Be Determined