



SC Annual School Report Card Summary

Latta Middle School

DILLON 3

Grades: 6-8

Enrollment: 412

Principal: George Liebenrood

Superintendent: John M. Kirby, Jr.

Board Chair: Betty Jo Johnson

PERFORMANCE

Comprehensive detail, including definitions of ratings, performance criteria, and explanations of status, is available on www.ed.sc.gov and www.eoc.sc.gov as well as school and school district websites. Printed versions are available from school districts upon request.

YEAR	ABSOLUTE RATING	GROWTH RATING	PALMETTO GOLD AND SILVER AWARD		ESEA/FEDERAL ACCOUNTABILITY RATING SYSTEM	
			General Performance	Closing the Gap	ESEA Grade	Accountability Indicator
2014	Average	Average	TBD	TBD	D	N/A
2013	Average	Good	SILVER	N/A	C	N/A
2012	Average	Average	N/A	N/A	A	N/A

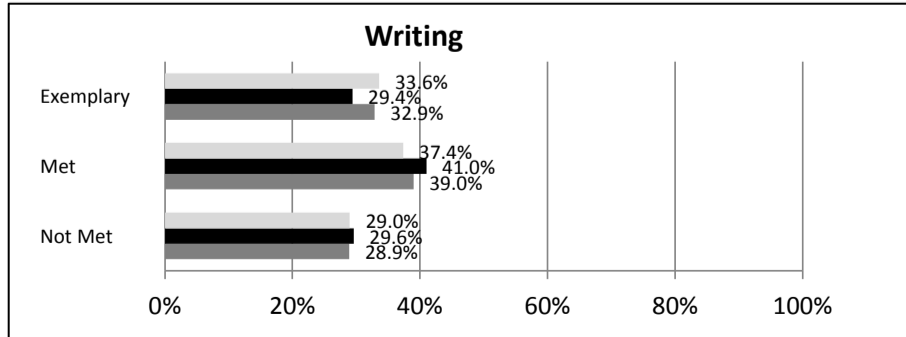
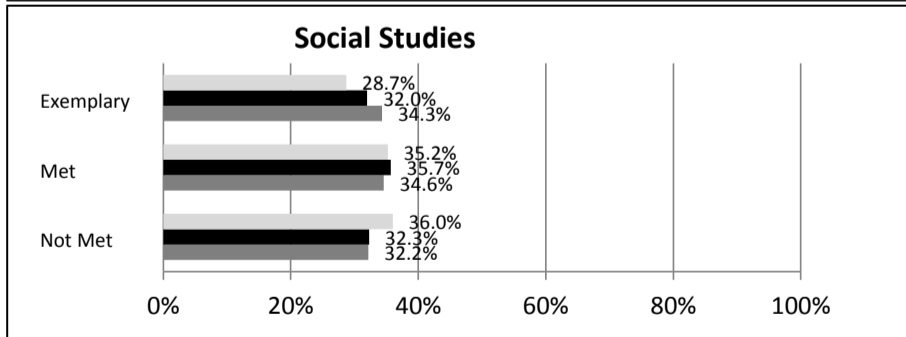
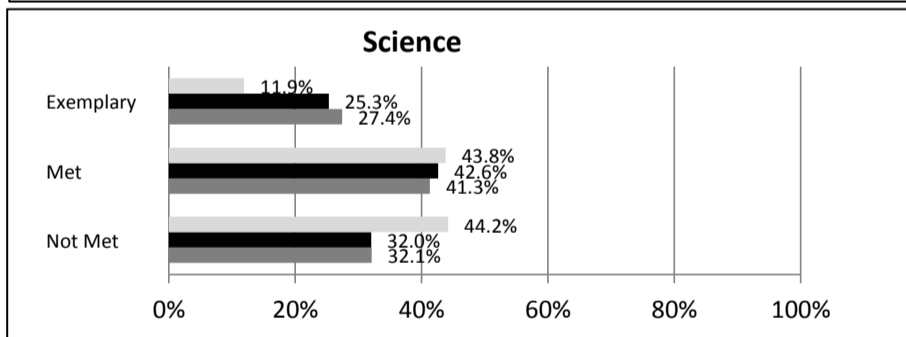
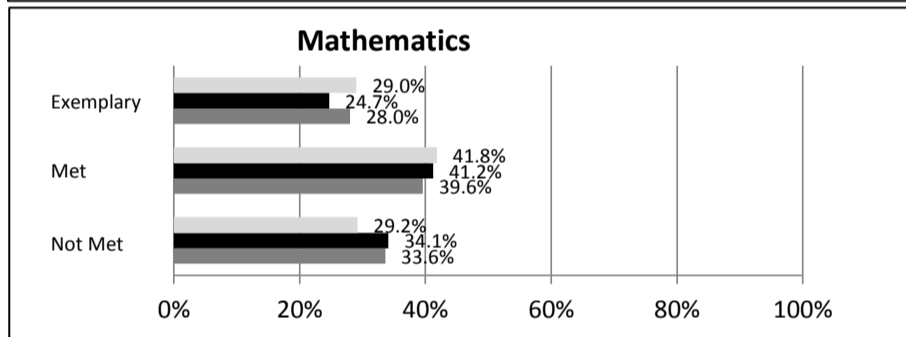
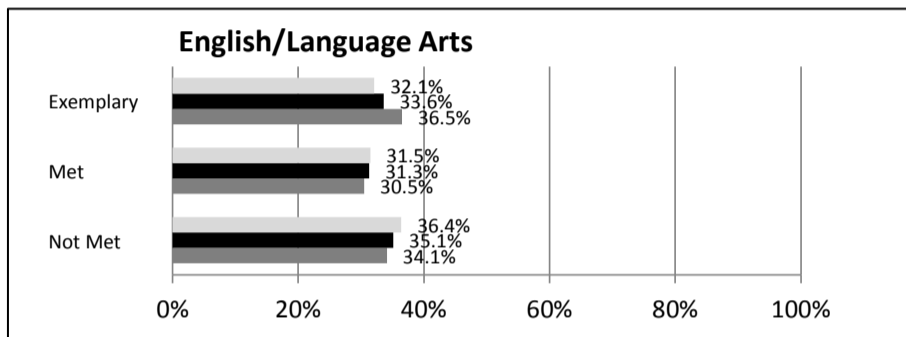
ABSOLUTE RATINGS OF MIDDLE SCHOOLS WITH STUDENTS LIKE OURS*

EXCELLENT	GOOD	AVERAGE	BELOW AVERAGE	AT-RISK
3	9	45	5	0

* Ratings are calculated with data available by 04/27/2015. Schools with Students Like Ours are Middle Schools with Poverty Indices of no more than 5% above or below the index for this school.




SC PASS PERFORMANCE

Our School Middle Schools with Students Like Ours Middle Schools Statewide



NAEP*

*Performance reported for SC and nation, data not available at school level. Percentages at NAEP Achievement Levels.



END OF COURSE TESTS - 2014

% of Students scoring 70 or above on:	Our Middle School	Middle Schools with Students Like Ours
Algebra 1/Math for the Technologies 2	94.3%	98.0%
English 1	N/A	97.0%
Biology 1	N/A	N/A
US History and the Constitution	N/A	N/A
All Subjects	94.3%	97.6%

SC PERFORMANCE VISION

By 2020 all students will graduate with the knowledge and skills necessary to compete successfully in the global economy, participate in a democratic society and contribute positively as members of families and communities.

Abbreviations Key

N/A-Not Applicable

N/AV-Not Available

N/C-Not Collected

N/R-Not Reported

I/S-Insufficient Sample

TBD-To Be Determined

**Latta Middle School
DILLON 3**

SCHOOL PROFILE

	Our School	Change from Last Year	Middle Schools with Students Like Ours	Median Middle Schools
Students (n = 412)				
Students Enrolled in high school credit courses (grades 7 & 8)	49.5%	Up from 40.8%	24.4%	26.0%
Retention rate	1.2%	Down from 1.3%	0.9%	0.6%
Attendance rate	96.8%	Up from 96.2%	96.0%	96.2%
Served by gifted and talented program	16.3%	Down from 17.5%	18.2%	19.4%
With disabilities	11.2%	Down from 12.0%	13.6%	12.8%
Older than usual for grade	5.8%	Down from 6.0%	5.5%	4.5%
Out-of-school suspensions or expulsions for violent and/or criminal offenses	0.0%	No change	0.5%	0.4%
Annual dropout rate	0.0%	No change	0.0%	0.0%
Teachers (n = 16)				
Teachers with advanced degrees	68.8%	Down from 73.3%	60.0%	61.3%
Continuing contract teachers	75.0%	Down from 93.3%	77.0%	75.9%
Teachers returning from previous year	85.7%	Up from 83.2%	84.6%	85.4%
Teacher attendance rate	95.3%	Up from 94.8%	94.9%	95.2%
Average teacher salary*	\$45,355	Up 1.2%	\$46,460	\$47,081
Classes not taught by highly qualified teachers	1.2%	Up from 0.0%	6.2%	5.8%
Professional development days/teacher	19.1 days	Up from 14.6 days	12.0 days	10.6 days
School				
Principal's years at school	5.0	Up from 4.0	5.0	3.0
Student-teacher ratio in core subjects	26.0 to 1	Up from 25.0 to 1	21.4 to 1	21.5 to 1
Prime instructional time	91.6%	Up from 90.5%	89.7%	90.1%
Opportunities in the arts	Good	No change	Good	Good
SACS accreditation	No	Down from Yes	Yes	Yes
Parents attending conferences	100.0%	Up from 99.8%	99.0%	99.0%
Character development program	Excellent	No change	Good	Good
Dollars spent per pupil**	\$4,632	Down 7.3%	\$7,520	\$7,616
Percent of expenditures for instruction**	56.9%	Down from 65.0%	61.9%	62.0%
Percent of expenditures for teacher salaries**	56.1%	Down from 57.0%	60.8%	61.3%
ESEA composite index score	68.9	Down from 75.6	75.2	77.9

* Length of contract = 185+ days.

**Prior year audited financial data available.

EVALUATION RESULTS

	Teachers	Students*	Parents*
Number of surveys returned	18	137	82
Percent satisfied with learning environment	100.0%	87.6%	96.3%
Percent satisfied with social and physical environment	88.9%	86.2%	82.7%
Percent satisfied with school-home relations	83.3%	90.5%	76.8%

*Only students at the highest middle school grade level at this school and their parents were included.

Comprehensive detail, including definitions of ratings, performance criteria, and explanations of status, is available on www.ed.sc.gov and www.eoc.sc.gov as well as school and school district websites.

Printed versions are available from school districts upon request.

REPORT OF PRINCIPAL AND SCHOOL IMPROVEMENT COUNCIL

The 2012-2013 school year has been a great one at Latta Middle School and we have many accomplishments to be proud of.☐

This is our fifth year of offering Algebra I to all 8th grade students. Our results on the End of Course Exam have shown tremendous gains, and we continue to score well above the state average. We are now offering Physical Education and Keyboarding for high school credit, as well.☐

We have continued with the Viking Laptop Academy. Through this initiative we have issued a laptop to every eighth grade student and provided the services of an Instructional Technology Coach to strengthen the technology proficiency of both students and teachers. ☐

We are in the fourth year of growing the school's Gifted and Talented Art Program. Three of our students were selected as Junior Scholars.☐

We were able to achieve these levels because of the efforts of an excellent teaching faculty, the support of our parents, the efforts of our students, and the trust that exists between the schools and the people of our community. ☐

While we have accomplished a great deal this past academic year, we look forward to the challenges of the 2014-2015 school year.☐

Laura Rowell, SIC Chairman☐

George Liebenrood, Principal

Abbreviations Key

N/A-Not Applicable

N/AV-Not Available

N/C-Not Collected

N/R-Not Reported

I/S-Insufficient Sample

TBD-To Be Determined