



SC Annual School Report Card Summary

Latta High School

DILLON 3

Grades: 9-12

Enrollment: 404

Principal: George Liebenrood

Superintendent: John M. Kirby, Jr.

Board Chair: Betty Jo Johnson

PERFORMANCE

Comprehensive detail, including definitions of ratings, performance criteria, and explanations of status, is available on www.ed.sc.gov and www.eoc.sc.gov as well as school and school district websites. Printed versions are available from school districts upon request.

YEAR	ABSOLUTE RATING	GROWTH RATING	PALMETTO GOLD AND SILVER AWARD		ESEA/FEDERAL ACCOUNTABILITY RATING SYSTEM	
			General Performance	Closing the Gap	ESEA Grade	Accountability Indicator
2014	Good	At-Risk	TBD	TBD	A	N/A
2013	Excellent	Excellent	GOLD	SILVER	C	N/A
2012	Average	At-Risk	N/A	N/A	C	N/A

ABSOLUTE RATING OF HIGH SCHOOLS WITH STUDENTS LIKE OURS*

EXCELLENT	GOOD	AVERAGE	BELOW AVERAGE	AT-RISK
11	19	9	0	1

* Ratings are calculated with data available by 04/27/2015. Schools with Students Like Ours with Poverty Indices of no more than 5% above or below the index for this district.

HIGH SCHOOL ASSESSMENT PROGRAM(HSAP) EXAM PASSAGE RATE(%): SECOND YEAR STUDENTS

	Our High School		High Schools with Students Like Ours	
	2013	2014	2013	2014
Passed 2 subtests (%)	84.4%	82.5%	76.2%	70.7%
Passed 1 subtest (%)	7.8%	8.7%	14.2%	18.8%
Passed no subtests (%)	7.8%	8.7%	10.8%	11.2%

HSAP PASSAGE RATE (%) BY SPRING 2014

	Our High School	High Schools with Students Like Ours
Passage Rate	92.5%	90.8%

ON-TIME GRADUATION RATE

	Our High School	High Schools with Students Like Ours
Number of students	106	198
Number of diplomas	84	149
Rate (%)	79.2%	77.7%

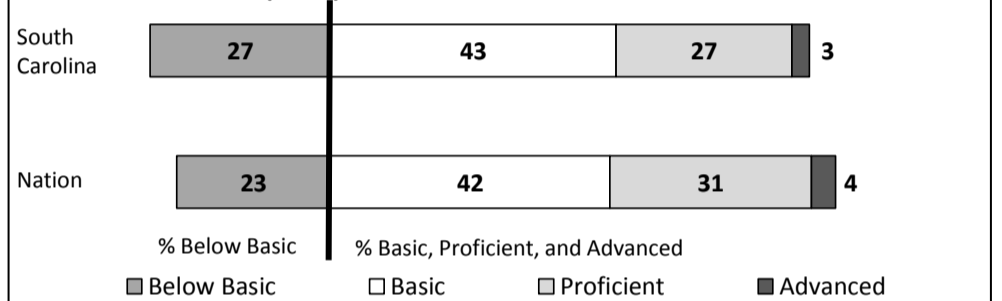
END OF COURSE TESTS - 2014

% of students scoring 70 or above on:	Our High School	High Schools with Students Like Ours
Algebra 1/Math for the Technologies 2	87.5%	75.6%
English 1	75.9%	65.4%
Biology 1/Applied Biology 2	69.6%	72.1%
US History and the Constitution	50.6%	55.9%
All Tests	69.6%	67.1%


NAEP*

*Performance reported for SC and nation, data not available at school level. Percentages at NAEP Achievement Levels.


READING - GRADE 8 (2013)



MATH - GRADE 8 (2013)



SCIENCE - GRADE 8 (2011)



SC PERFORMANCE VISION

By 2020 all students will graduate with the knowledge and skills necessary to compete successfully in the global economy, participate in a democratic society and contribute positively as members of families and communities.

Abbreviations Key

N/A-Not Applicable

N/AV-Not Available

N/C-Not Collected

N/R-Not Reported

I/S-Insufficient Sample

TBD-To Be Determined

**Latta High School
DILLON 3**

SCHOOL PROFILE

	Our School	Change from Last Year	High Schools with Students Like Ours	Median High School
Students (n = 404)				
Retention Rate	3.2%	Down from 5.1%	3.8%	3.0%
Attendance Rate	96.2%	Up from 95.4%	96.2%	96.2%
Served by gifted and talented program	16.2%	Down from 16.4%	16.9%	17.7%
With disabilities	8.7%	Down from 10.8%	12.2%	11.5%
Older than usual for grade	5.7%	Down from 7.4%	8.3%	7.1%
Out-of-school suspensions or expulsions for violent and/or criminal offenses	0.0%	No change	0.9%	1.1%
Enrolled in AP/IB programs	18.9%	Up from 14.0%	12.6%	15.4%
Successful on AP/IB exams	N/A	N/A	41.7%	52.8%
Eligible for LIFE Scholarship	31.0%	Up from 30.1%	30.3%	30.6%
Career/technology students in co-curricular organizations	55.3%	Up from 54.1%	8.8%	5.3%
Enrollment in career/technology courses	206	Down from 257	351	423
Career/technology students attaining technical skills	86.7%	Down from 90.9%	84.2%	84.5%
Annual dropout rate	1.2%	Down from 2.1%	2.4%	2.1%
Teachers (n = 24)				
Teachers with advanced degrees	54.2%	Down from 56.0%	63.3%	64.3%
Continuing contract teachers	70.8%	Down from 88.0%	78.3%	77.3%
Teachers returning from previous year	84.6%	Down from 84.8%	84.6%	85.5%
Teacher attendance rate	96.0%	Up from 95.7%	95.1%	95.5%
Average teacher salary*	\$43,102	Down 0.2%	\$47,911	\$48,414
Classes not taught by highly qualified teachers	0.9%	Up from 0.0%	2.0%	3.0%
Professional development days/teacher	15.4 days	Down from 15.5 days	10.0 days	10.0 days
School				
Principal's years at school	11.0	Up from 10.0	3.0	3.0
Student-teacher ratio in core subjects	25.8 to 1	Down from 31.2 to 1	25.3 to 1	26.0 to 1
Prime instructional time	91.5%	Up from 90.4%	90.5%	90.3%
Dollars spent per pupil**	\$9,489	Up 19.1%	\$8,775	\$8,238
Percent expenditures for teacher salaries**	51.8%	Up from 51.0%	56.1%	56.9%
Percent of expenditures for instruction**	52.3%	Down from 53.0%	57.1%	58.0%
Opportunities in the arts	Excellent	No change	Good	Excellent
SACS accreditation	Yes	No change	Yes	Yes
Parents attending conferences	100.0%	Up from 97.2%	99.6%	98.7%
Character development program	Excellent	No change	Good	Good
ESEA composite index score	90.8	Up from 78.5	81.1	84.1

* Length of contract = 185+ days.

**Prior year audited financial data available.

EVALUATION RESULTS

	Teachers	Students*	Parents*
Number of surveys returned	26	72	16
Percent satisfied with learning environment	88.4%	76.4%	81.3%
Percent satisfied with social and physical environment	100.0%	83.3%	93.8%
Percent satisfied with school-home relations	67.9%	84.7%	62.6%

* Only eleventh grade students and their parents were included. For schools without grade eleven, only the highest grade was included.

Comprehensive detail, including definitions of ratings, performance criteria, and explanations of status, is available on www.ed.sc.gov and www.eoc.sc.gov as well as school and school district websites.

Printed versions are available from school districts upon request.

REPORT OF PRINCIPAL AND SCHOOL IMPROVEMENT COUNCIL

This past school year was another banner year for Latta High School. ☐

Latta High School has once again been recognized in U.S. News and World Report's ranking of "America's Best High Schools." Latta High received recognition in the report as a bronze medal winner. ☐

With the help of our students and support of our parents, we continued a trend of strong performance on the high school exit exam, HSAP. We are pleased to have also seen tremendous gains on End of Course exams in English, Biology and Algebra 1. ☐

Latta High's International Baccalaureate program is flourishing. We have 32 students taking one or more IB classes. We are pleased have graduated our first IB diploma candidate this school year. ☐

The number and kinds of scholarships awarded to Latta High students has been a continuing encouragement. We have produced four Palmetto Scholars, twenty-seven Life Scholarship recipients, and a number of students gaining an assortment of other kinds of scholarships. ☐

Latta High School was the recipient of the Palmetto Gold and Palmetto Silver awarded by the SC state Department of Education. We were able to achieve these levels because of the efforts of an excellent teaching faculty, the support of our parents, the efforts of our students, and the trust that exists between our schools and the people of our community. The high expectations of the aforementioned groups have greatly enhanced our ability to compete academically. ☐

While we have accomplished a great deal this past academic year, we look forward to the challenges of the 2014-2015 school year. ☐

Valerie McClain, SIC Chairperson ☐

George Liebenrood, Principal

Abbreviations Key

N/A-Not Applicable

N/AV-Not Available

N/C-Not Collected

N/R-Not Reported

I/S-Insufficient Sample

TBD-To Be Determined