



SC Annual School Report Card Summary

Inman Intermediate School
SPARTANBURG 1
Grades: 4-6 Enrollment: 302
Principal: Karen N. Bush
Superintendent: Ronald W. Garner, Ed. D.
Board Chair: Harry McMillan

PERFORMANCE

Comprehensive detail, including definitions of ratings, performance criteria, and explanations of status, is available on www.ed.sc.gov and www.eoc.sc.gov as well as school and school district websites. Printed versions are available from school districts upon request.

YEAR	ABSOLUTE RATING	GROWTH RATING	PALMETTO GOLD AND SILVER AWARD		ESEA/FEDERAL ACCOUNTABILITY RATING SYSTEM	
			General Performance	Closing the Gap	ESEA Grade	Accountability Indicator
2014	Excellent	Good	TBD	TBD	A	N/A
2013	Excellent	Good	GOLD	SILVER	A	N/A
2012	Excellent	Excellent	GOLD	SILVER	A	N/A

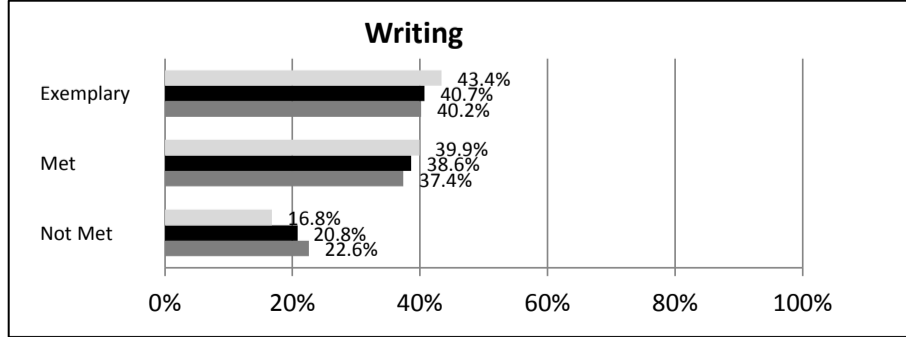
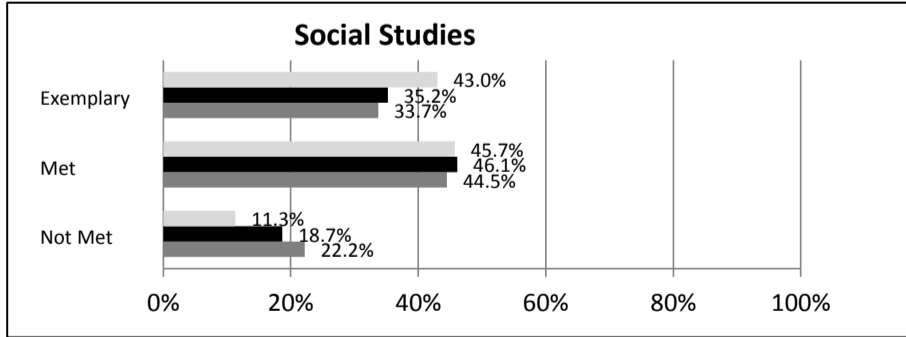
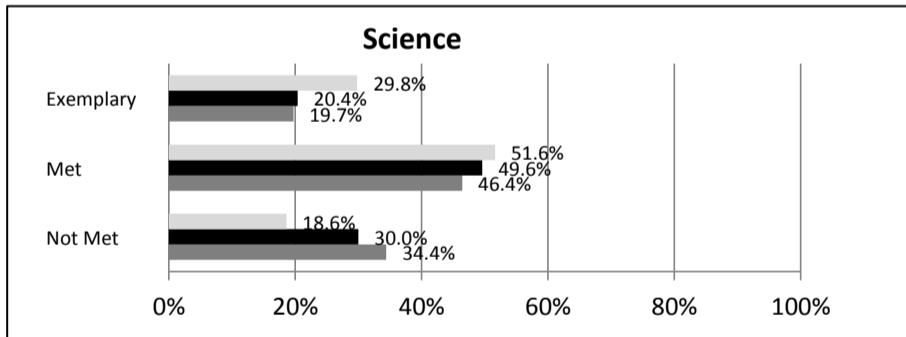
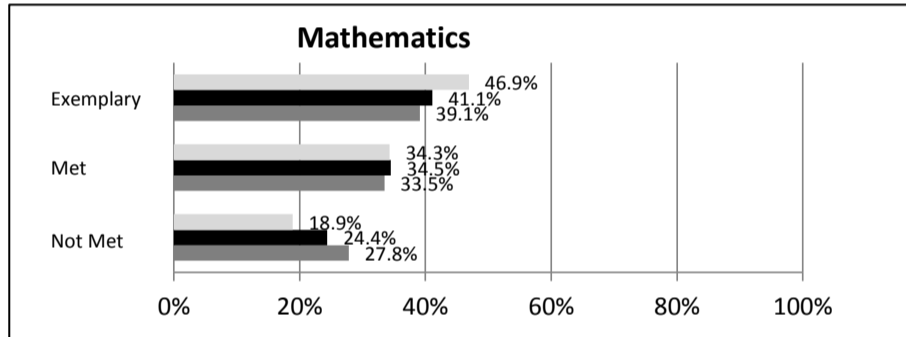
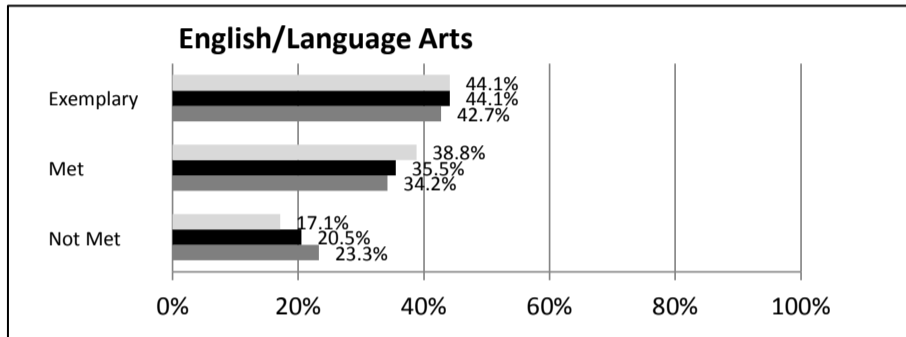
ABSOLUTE RATINGS OF ELEMENTARY SCHOOLS WITH STUDENTS LIKE OURS*

EXCELLENT	GOOD	AVERAGE	BELOW AVERAGE	AT-RISK
34	52	34	3	0

* Ratings are calculated with data available by 04/27/2015. Schools with Students Like Ours are Elementary Schools with Poverty Indices of no more than 5% above or below the index for this school.

SC PASS PERFORMANCE

Our School Elementary Schools with Students Like Ours Elem Schools Statewide



NAEP*

*Performance reported for SC and nation, data not available at school level. Percentages at NAEP Achievement Levels.



SC PERFORMANCE VISION

By 2020 all students will graduate with the knowledge and skills necessary to compete successfully in the global economy, participate in a democratic society and contribute positively as members of families and communities.

Abbreviations Key

N/A-Not Applicable N/AV-Not Available N/C-Not Collected N/R-Not Reported I/S-Insufficient Sample TBD-To Be Determined

**Inman Intermediate School
SPARTANBURG 1**

SCHOOL PROFILE

	Our School	Change from Last Year	Elementary Schools with Students Like Ours	Median Elementary Schools
Students (n = 302)				
Retention rate	0.0%	No change	1.1%	1.0%
Attendance rate	99.9%	Up from 97.2%	96.4%	96.5%
Served by gifted and talented program	27.2%	Up from 24.9%	8.0%	7.3%
With disabilities	9.7%	Down from 13.6%	13.2%	12.5%
Older than usual for grade	2.0%	Up from 1.6%	2.1%	1.8%
Out-of-school suspensions or expulsions for violent and/or criminal offenses	0.3%	Up from 0.0%	0.0%	0.0%
Teachers (n = 24)				
Teachers with advanced degrees	62.5%	Down from 68.2%	60.7%	62.3%
Continuing contract teachers	87.5%	Down from 100.0%	83.9%	81.2%
Teachers returning from previous year	93.9%	Up from 92.2%	89.7%	88.4%
Teacher attendance rate	92.4%	Down from 93.0%	95.4%	95.3%
Average teacher salary*	\$50,712	Down 0.8%	\$48,402	\$47,902
Classes not taught by highly qualified teachers	0.0%	No change	0.0%	0.0%
Professional development days/teacher	15.2 days	Down from 18.8 days	10.4 days	10.9 days
School				
Principal's years at school	1.0	Down from 6.0	5.0	4.0
Student-teacher ratio in core subjects	18.7 to 1	Down from 20.1 to 1	20.2 to 1	19.9 to 1
Prime instructional time	90.3%	Up from 88.6%	90.4%	90.7%
Opportunities in the arts	Good	No change	Good	Good
SACS accreditation	Yes	No change	Yes	Yes
Parents attending conferences	100.0%	No change	100.0%	100.0%
Character development program	Excellent	No change	Excellent	Excellent
Dollars spent per pupil**	\$7,922	Up 6.1%	\$7,372	\$7,680
Percent of expenditures for instruction**	66.8%	Down from 67.0%	67.5%	66.8%
Percent of expenditures for teacher salaries**	66.5%	Up from 66.0%	66.7%	66.0%
ESEA composite index score	98.9	Up from 98.7	89.2	85.7

* Length of contract = 185+ days.

**Prior year audited financial data available.

EVALUATION RESULTS

	Teachers	Students*	Parents*
Number of surveys returned	22	101	42
Percent satisfied with learning environment	100.0%	93.1%	92.9%
Percent satisfied with social and physical environment	100.0%	89.2%	90.2%
Percent satisfied with school-home relations	86.9%	89.2%	78.0%

*Only students at the highest elementary school grade level at this school and their parents were included.

Comprehensive detail, including definitions of ratings, performance criteria, and explanations of status, is available on www.ed.sc.gov and www.eoc.sc.gov as well as school and school district websites.

Printed versions are available from school districts upon request.

REPORT OF PRINCIPAL AND SCHOOL IMPROVEMENT COUNCIL

At Inman Intermediate School our students continue to achieve. A rigorous curriculum and an individualized approach to instruction helps our students see gains in MAP (Measures of Academic Progress) scores, PASS (Palmetto Assessment of State Standards) scores and overall academic performance in the classroom. Because of these accomplishments, we received the SC Department of Education Palmetto Gold award for academic performance. Our PASS test scores also earned our school an Excellent absolute rating on our school report card, as well as an "A" grade on the Federal Accountability System. Additionally, we received an Arts in the Basic Curriculum Grant and Distinguished Arts Program Grant to infuse the fine arts into our curriculum. These grants provided our students with several opportunities in the arts and allowed them to work with several artists in residences throughout the year. We also continued to implement a \$100,000.00 grant from Lowes for the development of STEM (Science, Technology, Engineering, and Mathematics) units. ☐

IIS also celebrates the success of our teachers and students. Several teachers received grants this year, allowing them to purchase instructional items for their classrooms and musical instruments for our music program. Eight students had artwork selected for display at the Chapman Cultural Art Center. Our students participated in March of Dimes, Relay for Life, United Way, and Children's Security Blanket service projects. ☐

The faculty and staff at IIS are committed to high levels of student achievement. This commitment is evident in the achievement of all students as our students continue to score above the state average on state PASS testing. We pride ourselves in identifying each child's individual strengths and weaknesses in order to provide exemplary academic experiences. Our faculty provides differentiated instruction on a daily basis as a result of analyzing student MAP, PASS, and Dominie data, as well as student classroom performance. Through these efforts, we are able to provide challenging activities for all students, which allow a common framework for organizing resources, collaborating, and goal setting. ☐

Our success continues to be grounded in strong, positive school and community partnerships as well as our dedication to excellence in teaching and learning. Our teachers, students, and SIC have set goals to increase student achievement, provide embedded staff development for teachers, and to involve parents and community. Continuous, uninterrupted, and research based instruction is a clear focus at IIS. This is accomplished through daily common planning time for teachers, implementation of rigorous, standards-based instruction, and embedded staff development opportunities for our faculty. ☐

IIS is committed to providing opportunities for our students to make good choices to become productive citizens. Students have the opportunity to be involved in numerous clubs such as the Jr. Beta Club, FCA, Student Council, Yearbook, Recycling Club, etc. In addition, IIS implemented its character education and school wide expectations initiative. Mustang P.R.I.D.E. encourages students, teachers, and the school community to display their Productivity, Respect, Initiative, Determination, and Excellence. Our school also began to implement the Olweus Bully Prevention Program. Students learn our school wide anti-bullying expectations and have weekly class meetings to discuss peer relationships, respect, and treating each other with kindness. ☐

Abbreviations Key

N/A-Not Applicable

N/AV-Not Available

N/C-Not Collected

N/R-Not Reported

I/S-Insufficient Sample

TBD-To Be Determined