



SC Annual School Report Card Summary

Holly Springs-Motlow Elementary
 SPARTANBURG 1
 Grades: PK-6 Enrollment: 404
 Principal: Erika Center
 Superintendent: Ronald W. Garner, Ed. D.
 Board Chair: Harry McMillan

PERFORMANCE

Comprehensive detail, including definitions of ratings, performance criteria, and explanations of status, is available on www.ed.sc.gov and www.eoc.sc.gov as well as school and school district websites. Printed versions are available from school districts upon request.

YEAR	ABSOLUTE RATING	GROWTH RATING	PALMETTO GOLD AND SILVER AWARD		ESEA/FEDERAL ACCOUNTABILITY RATING SYSTEM	
			General Performance	Closing the Gap	ESEA Grade	Accountability Indicator
2014	Excellent	Good	TBD	TBD	A	Reward
2013	Excellent	Good	GOLD	GOLD	A	Reward
2012	Excellent	Excellent	GOLD	GOLD	A	Reward

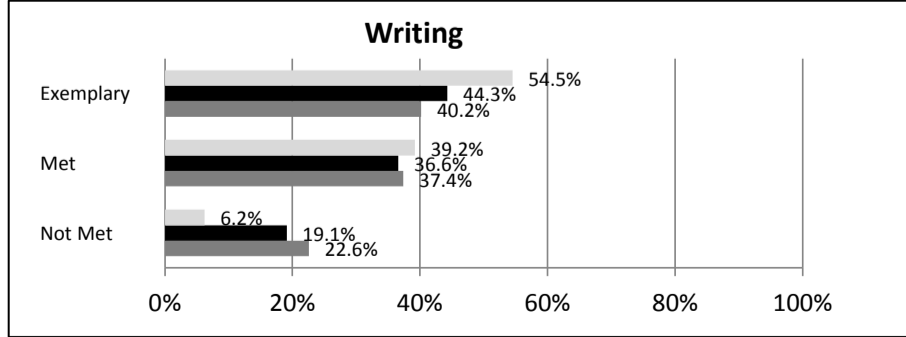
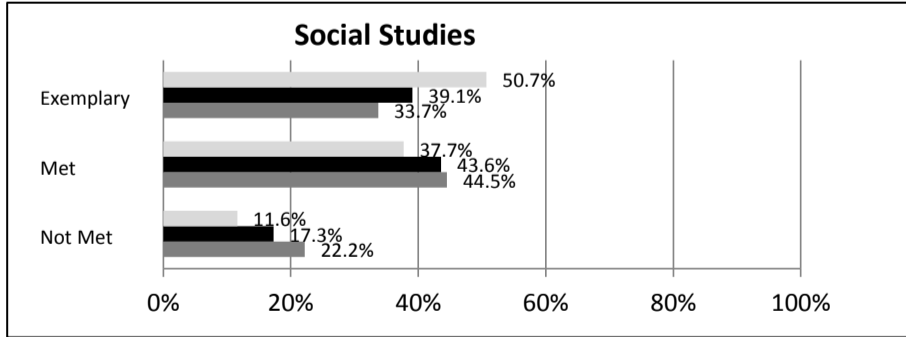
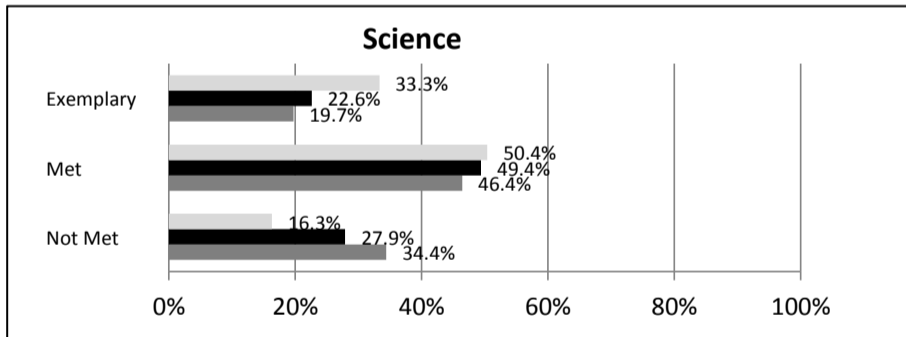
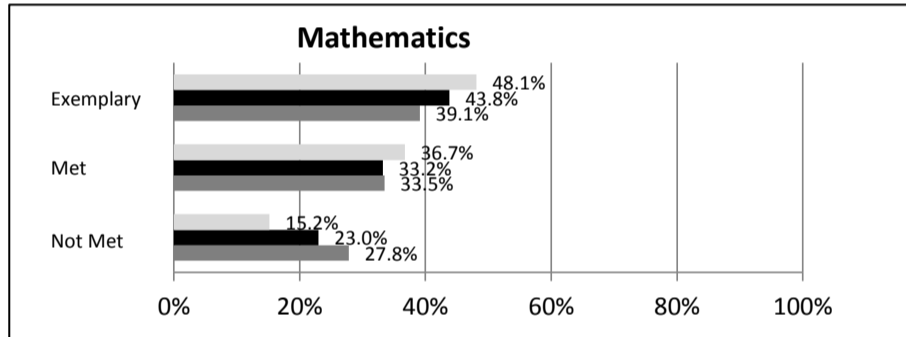
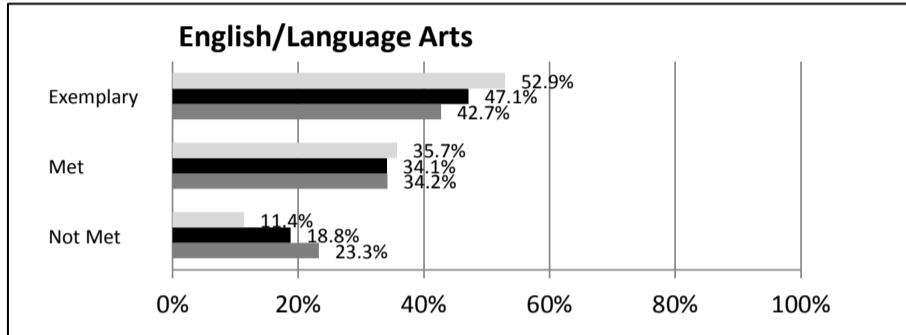
ABSOLUTE RATINGS OF ELEMENTARY SCHOOLS WITH STUDENTS LIKE OURS*

EXCELLENT	GOOD	AVERAGE	BELOW AVERAGE	AT-RISK
43	42	21	1	0

* Ratings are calculated with data available by 04/27/2015. Schools with Students Like Ours are Elementary Schools with Poverty Indices of no more than 5% above or below the index for this school.

SC PASS PERFORMANCE

Our School Elementary Schools with Students Like Ours Elem Schools Statewide



NAEP*

*Performance reported for SC and nation, data not available at school level. Percentages at NAEP Achievement Levels.



SC PERFORMANCE VISION
 By 2020 all students will graduate with the knowledge and skills necessary to compete successfully in the global economy, participate in a democratic society and contribute positively as members of families and communities.

Abbreviations Key

N/A-Not Applicable N/AV-Not Available N/C-Not Collected N/R-Not Reported I/S-Insufficient Sample TBD-To Be Determined

**Holly Springs-Motlow Elementary
SPARTANBURG 1**

SCHOOL PROFILE

	Our School	Change from Last Year	Elementary Schools with Students Like Ours	Median Elementary Schools
Students (n = 404)				
Retention rate	0.8%	Up from 0.3%	1.1%	1.0%
Attendance rate	96.5%	Up from 96.2%	96.4%	96.5%
Served by gifted and talented program	14.0%	Up from 11.0%	8.8%	7.3%
With disabilities	10.2%	Up from 9.8%	12.5%	12.5%
Older than usual for grade	1.0%	Up from 0.7%	1.9%	1.8%
Out-of-school suspensions or expulsions for violent and/or criminal offenses	0.0%	No change	0.0%	0.0%
Teachers (n = 29)				
Teachers with advanced degrees	55.2%	Down from 66.7%	63.3%	62.3%
Continuing contract teachers	72.4%	Down from 90.0%	85.5%	81.2%
Teachers returning from previous year	82.8%	Down from 88.7%	90.7%	88.4%
Teacher attendance rate	95.6%	Down from 95.7%	95.4%	95.3%
Average teacher salary*	\$45,684	Down 6.3%	\$49,294	\$47,902
Classes not taught by highly qualified teachers	0.0%	No change	0.0%	0.0%
Professional development days/teacher	2.9 days	Down from 3.4 days	11.7 days	10.9 days
School				
Principal's years at school	3.0	Up from 2.0	6.0	4.0
Student-teacher ratio in core subjects	16.6 to 1	Up from 14.0 to 1	20.3 to 1	19.9 to 1
Prime instructional time	90.8%	Up from 90.2%	90.5%	90.7%
Opportunities in the arts	Poor	Down from Good	Good	Good
SACS accreditation	Yes	No change	Yes	Yes
Parents attending conferences	100.0%	No change	100.0%	100.0%
Character development program	Excellent	Up from Good	Excellent	Excellent
Dollars spent per pupil**	\$7,144	Up 3.6%	\$7,302	\$7,680
Percent of expenditures for instruction**	67.6%	Down from 69.0%	67.4%	66.8%
Percent of expenditures for teacher salaries**	67.0%	Down from 68.0%	66.7%	66.0%
ESEA composite index score	96.8	Down from 99.7	89.1	85.7

* Length of contract = 185+ days.

**Prior year audited financial data available.

EVALUATION RESULTS

	Teachers	Students*	Parents*
Number of surveys returned	35	48	21
Percent satisfied with learning environment	97.2%	89.6%	76.2%
Percent satisfied with social and physical environment	100.0%	89.6%	76.2%
Percent satisfied with school-home relations	100.0%	91.7%	85.7%

*Only students at the highest elementary school grade level at this school and their parents were included.

Comprehensive detail, including definitions of ratings, performance criteria, and explanations of status, is available on www.ed.sc.gov and www.eoc.sc.gov as well as school and school district websites.

Printed versions are available from school districts upon request.

REPORT OF PRINCIPAL AND SCHOOL IMPROVEMENT COUNCIL

Dear Parents/Guardians,

☐

On behalf of our Holly Springs-Motlow family, I would like to extend my appreciation for a wonderful 2013-2014 school year. Our school continues to make a commitment to provide our students with more opportunities and experiences in visual art, dance, theater, drama, and creative writing. Our school received the Arts in Basic Curriculum Grant in the amount of \$5,000. This grant allowed us to begin the transformation of the former cafeteria into a performance venue. We were also very excited to receive the Distinguished Arts Program Grant in the amount of \$18,000. This grant allowed us to provide an Artist in Residence at every grade level 4k-6th grade. Holly Springs-Motlow was also recognized as an Exemplary Reading School Finalist and received a first initial visit for the Palmetto's Finest Award during the 2013-2014 school year. Holly Springs-Motlow Elementary was also awarded a Healthy Schools Grant in the amount of \$2,000. This money was used to purchase equipment that will be used to implement after school clubs for students to participate in. We have so much to celebrate and I look forward to the upcoming school year and the promise of our continued success. I would like to extend a special thank you to all of our teachers, parents, our PTO, and community members. Thank you for your collaborative efforts to provide each child with a quality student-centered education and for always doing what is in the best interest of our children. We absolutely could not do it without your support and dedication!

☐

Sincerely,

☐

Erika Center, Principal

☐

☐

Pam Rosborough, School Improvement Council Chair

Abbreviations Key

N/A-Not Applicable

N/AV-Not Available

N/C-Not Collected

N/R-Not Reported

I/S-Insufficient Sample

TBD-To Be Determined