



SC Annual School Report Card Summary

O.P. Earle Elementary
SPARTANBURG 1

Grades: PK-5

Enrollment: 470

Principal: Brian E. Murray

Superintendent: Ronald W. Garner, Ed. D.

Board Chair: Harry McMillan

PERFORMANCE

Comprehensive detail, including definitions of ratings, performance criteria, and explanations of status, is available on www.ed.sc.gov and www.eoc.sc.gov as well as school and school district websites. Printed versions are available from school districts upon request.

YEAR	ABSOLUTE RATING	GROWTH RATING	PALMETTO GOLD AND SILVER AWARD		ESEA/FEDERAL ACCOUNTABILITY RATING SYSTEM	
			General Performance	Closing the Gap	ESEA Grade	Accountability Indicator
2014	Excellent	Good	TBD	TBD	B	Focus
2013	Excellent	Good	GOLD	SILVER	A	N/A
2012	Excellent	Excellent	GOLD	SILVER	A	N/A

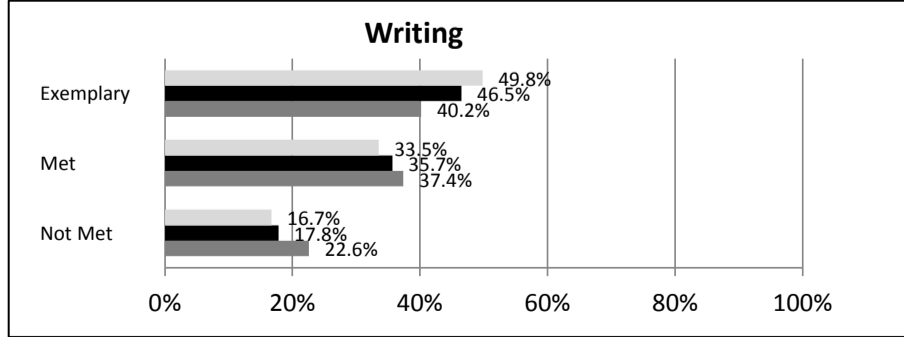
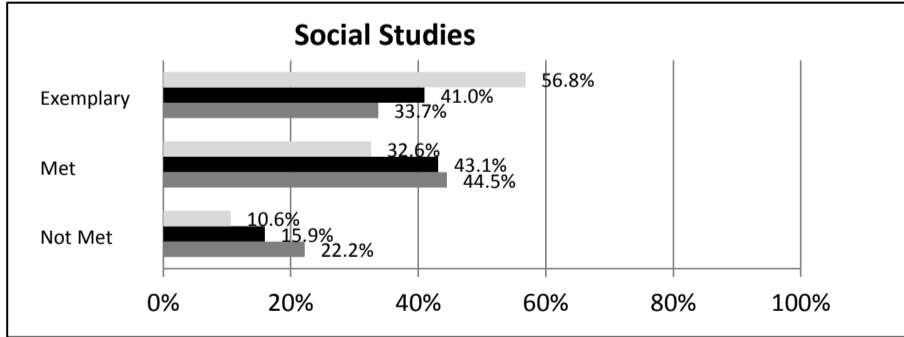
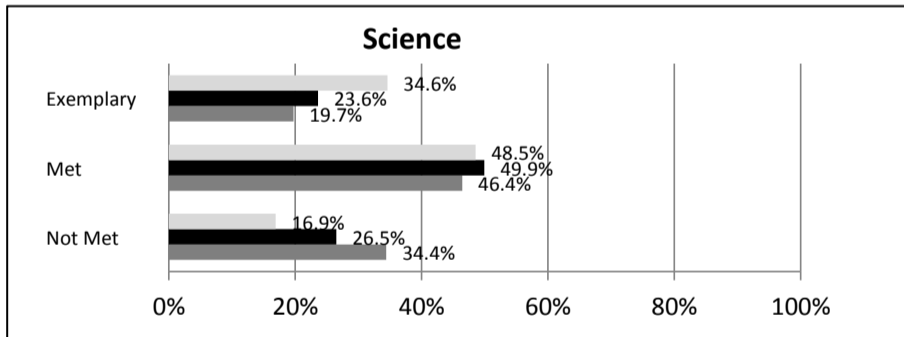
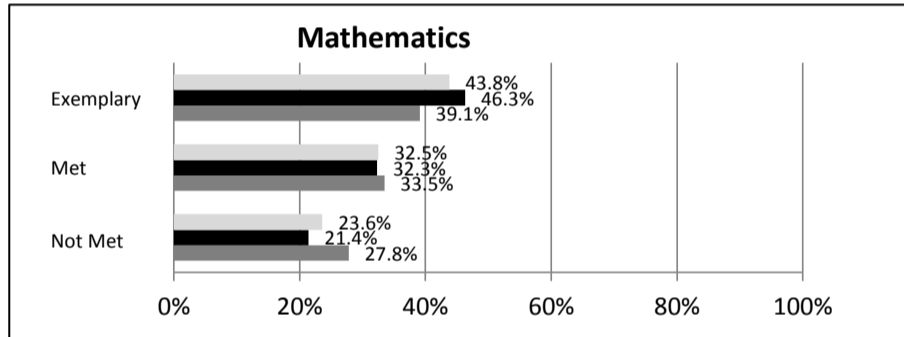
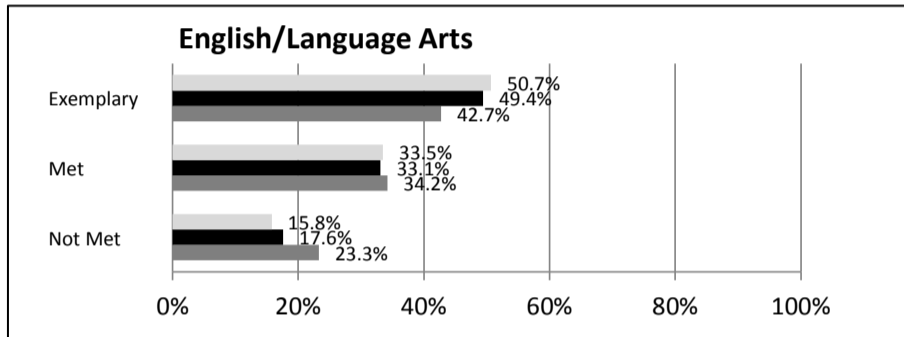
ABSOLUTE RATINGS OF ELEMENTARY SCHOOLS WITH STUDENTS LIKE OURS*

EXCELLENT	GOOD	AVERAGE	BELOW AVERAGE	AT-RISK
48	37	10	1	0

* Ratings are calculated with data available by 04/27/2015. Schools with Students Like Ours are Elementary Schools with Poverty Indices of no more than 5% above or below the index for this school.


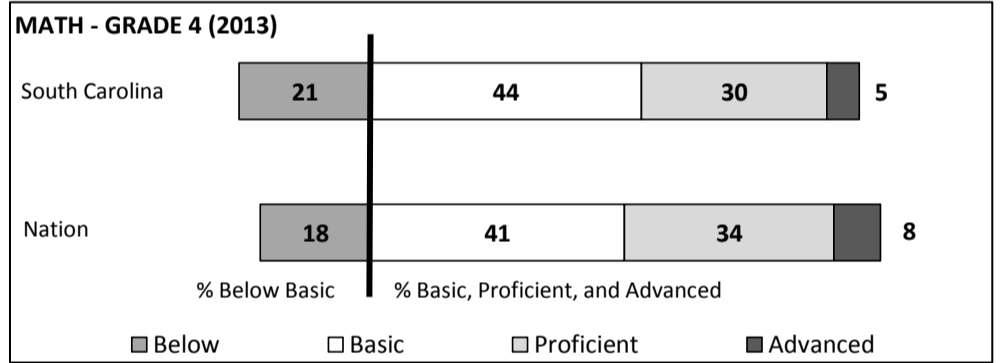
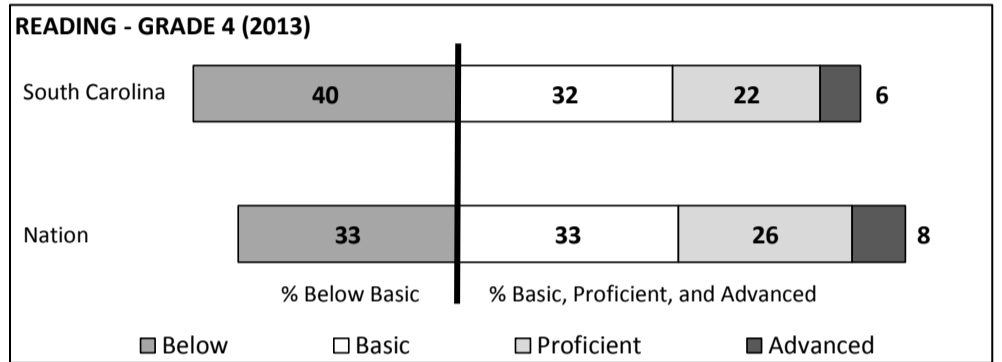
SC PASS PERFORMANCE

Our School Elementary Schools with Students Like Ours Elem Schools Statewide



NAEP*

*Performance reported for SC and nation, data not available at school level. Percentages at NAEP Achievement Levels.



SC PERFORMANCE VISION

By 2020 all students will graduate with the knowledge and skills necessary to compete successfully in the global economy, participate in a democratic society and contribute positively as members of families and communities.

Abbreviations Key

N/A-Not Applicable

N/AV-Not Available

N/C-Not Collected

N/R-Not Reported

I/S-Insufficient Sample

TBD-To Be Determined

**O.P. Earle Elementary
SPARTANBURG 1**

SCHOOL PROFILE

	Our School	Change from Last Year	Elementary Schools with Students Like Ours	Median Elementary Schools
Students (n = 470)				
Retention rate	0.5%	Down from 1.2%	1.0%	1.0%
Attendance rate	99.9%	Up from 96.1%	96.5%	96.5%
Served by gifted and talented program	9.4%	Down from 10.2%	9.3%	7.3%
With disabilities	11.1%	Up from 10.4%	12.2%	12.5%
Older than usual for grade	1.9%	Down from 2.3%	1.5%	1.8%
Out-of-school suspensions or expulsions for violent and/or criminal offenses	0.0%	No change	0.0%	0.0%
Teachers (n = 31)				
Teachers with advanced degrees	64.5%	Up from 62.5%	64.2%	62.3%
Continuing contract teachers	67.7%	Down from 78.1%	85.7%	81.2%
Teachers returning from previous year	85.7%	Up from 82.6%	89.8%	88.4%
Teacher attendance rate	97.7%	Up from 97.3%	95.3%	95.3%
Average teacher salary*	\$47,898	Down 0.9%	\$49,815	\$47,902
Classes not taught by highly qualified teachers	0.0%	No change	0.0%	0.0%
Professional development days/teacher	16.4 days	Up from 15.0 days	11.5 days	10.9 days
School				
Principal's years at school	2.0	Up from 1.0	6.0	4.0
Student-teacher ratio in core subjects	17.0 to 1	Down from 17.4 to 1	20.6 to 1	19.9 to 1
Prime instructional time	96.6%	Up from 92.3%	90.8%	90.7%
Opportunities in the arts	Good	No change	Good	Good
SACS accreditation	Yes	No change	Yes	Yes
Parents attending conferences	98.4%	Down from 100.0%	100.0%	100.0%
Character development program	Excellent	Up from Good	Excellent	Excellent
Dollars spent per pupil**	\$7,316	Up 4.4%	\$7,405	\$7,680
Percent of expenditures for instruction**	67.0%	No change	67.6%	66.8%
Percent of expenditures for teacher salaries**	66.6%	Up from 66.0%	66.8%	66.0%
ESEA composite index score	83.7	Down from 100.0	91.9	85.7

* Length of contract = 185+ days.

**Prior year audited financial data available.

EVALUATION RESULTS

	Teachers	Students*	Parents*
Number of surveys returned	31	62	45
Percent satisfied with learning environment	87.1%	91.9%	93.4%
Percent satisfied with social and physical environment	100.0%	87.3%	89.3%
Percent satisfied with school-home relations	96.9%	90.4%	80.0%

*Only students at the highest elementary school grade level at this school and their parents were included.

Comprehensive detail, including definitions of ratings, performance criteria, and explanations of status, is available on www.ed.sc.gov and www.eoc.sc.gov as well as school and school district websites.

Printed versions are available from school districts upon request.

REPORT OF PRINCIPAL AND SCHOOL IMPROVEMENT COUNCIL

Dear Parents,

☐

Our mission at O.P. Earle Elementary is to inspire and educate young minds. We are committed to this mission by improving reading, mathematics, writing, social studies and science along with immersion in the academic arts. Our children continue to perform well academically, participate in community service projects and demonstrate their interest and ability in the arts. Our SCPASS test scores reflect our commitment to our students. This year we were recipients of the Palmetto Gold Award. ☐

☐

Infusion of the arts is a significant educational component at our school and is considered to be an integral aspect of our students' school life. The Polk County Community Foundation, Tryon Fine Arts Center, Tryon Arts and Crafts, local public library and Laurel Lake Music Society provided grants to support our arts program. In addition, we sponsored Kessler Cultural evenings through funds provided by the Polk County Community Foundation. Through this and other grants, students were exposed to the artistry of: sweetgrass basket weaving, metal sculpting, African drum music, ballet, dramatic interpretation and quilting. Our Honors Chorus performed at a variety of community events throughout the year. Artistically gifted students participated in Studio Art classes. Their artwork was displayed throughout the school and in local businesses around the community. A number of successful programs offered were: Foothills Running Club, Student Council, Boys and Girls Club, Piano Performers, Tattle Tales, tennis, WOPE, school newspaper and Click Club. Our Physical Education classes continued to implement Project Fit America and raised funds to benefit Jump Rope for Heart. O.P. Earle is proud to be recognized as a Kennedy Center Creative Ticket School.☐

☐

This year we had overwhelming parent participation in our annual Family Breakfast, Thanksgiving Dinner, 5th Grade Celebration, Kindergarten Graduation and School Family Picnic. Parents also participated in Math and Science Night, Soup-er Family Literacy Night, Research Night, Donuts for Dads, Muffins for Moms, Goodies for Grandparents and a variety of parent workshops. Our PTO raised thousands of dollars to support student activities and instruction. School volunteers assisted teachers and students in a variety of capacities. AmeriCorp students and Teacher Cadets from Landrum High School were reading mentors for many children. With the safety and well being of our children paramount, we implemented OLWEUS, the nationally and internationally recognized bullying prevention program. ☐

☐

Teachers participated in a variety of community events and professional development opportunities including: March of Dimes, Relay for Life, book study groups, literacy training, math workshops, technology workshops and Reading Recovery strategies. Over \$25,000 in grants were awarded to teachers to supplement their curriculum. Staff also presented and attended local, state and national professional conferences. ☐

☐

The O.P. Earle faculty is committed to offering the best educational opportunities in a safe learning environment within an atmosphere that is warm and inviting to all children. ☐

☐

Brian E. Murray, Principal

Nancy Cann, School Improvement Council

Abbreviations Key

N/A-Not Applicable

N/AV-Not Available

N/C-Not Collected

N/R-Not Reported

I/S-Insufficient Sample

TBD-To Be Determined