



# SC Annual School Report Card Summary

Westminster Elementary  
OCONEE

Grades: PK-5

Enrollment: 455

Principal: Angie Henderson

Superintendent: Dr. Mike Lucas

Board Chair: Andy Inabinet

## PERFORMANCE

Comprehensive detail, including definitions of ratings, performance criteria, and explanations of status, is available on [www.ed.sc.gov](http://www.ed.sc.gov) and [www.eoc.sc.gov](http://www.eoc.sc.gov) as well as school and school district websites. Printed versions are available from school districts upon request.

YEAR	ABSOLUTE RATING	GROWTH RATING	PALMETTO GOLD AND SILVER AWARD		ESEA/FEDERAL ACCOUNTABILITY RATING SYSTEM	
			General Performance	Closing the Gap	ESEA Grade	Accountability Indicator
2014	Average	Average	TBD	TBD	B	N/A
2013	Average	Average	N/A	N/A	A	N/A
2012	Average	Good	SILVER	N/A	B	N/A

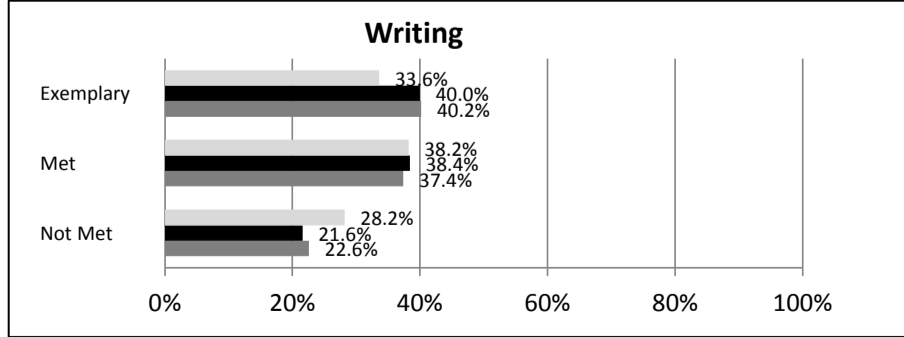
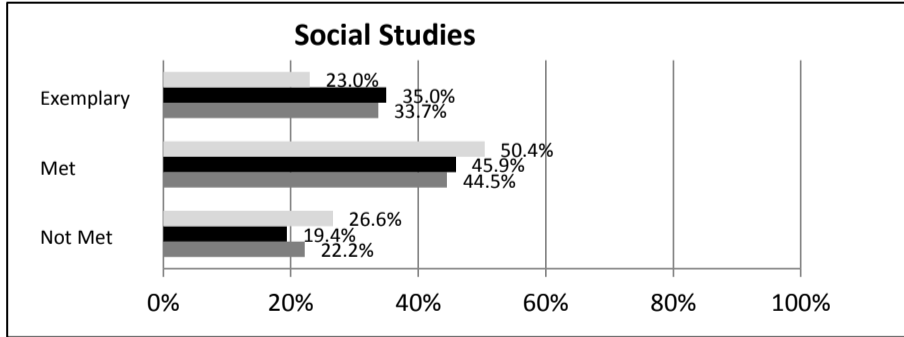
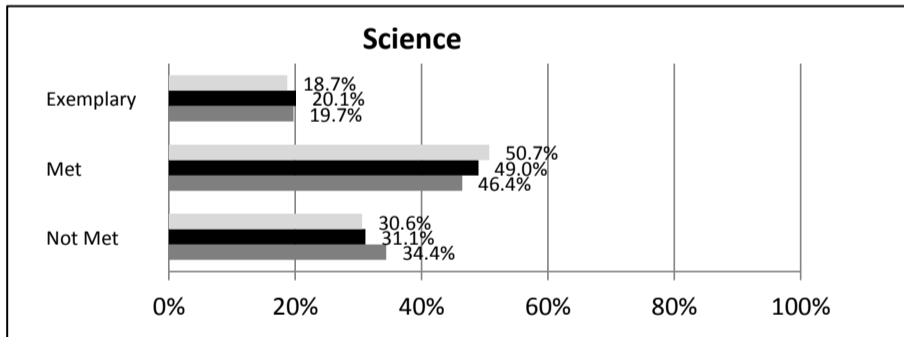
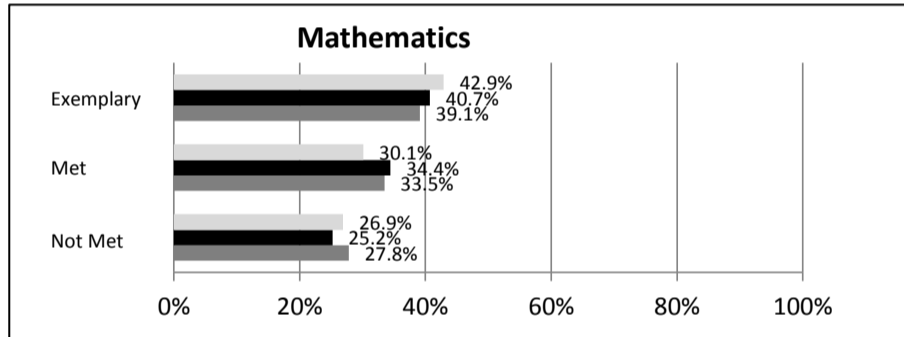
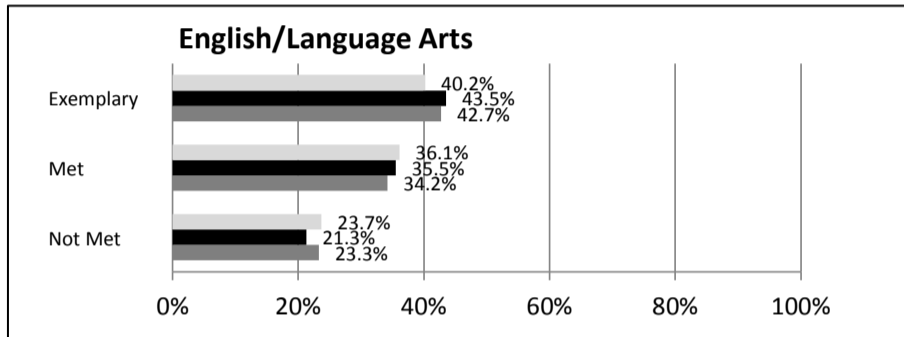
## ABSOLUTE RATINGS OF ELEMENTARY SCHOOLS WITH STUDENTS LIKE OURS\*

EXCELLENT	GOOD	AVERAGE	BELOW AVERAGE	AT-RISK
30	54	36	3	1

\* Ratings are calculated with data available by 04/27/2015. Schools with Students Like Ours are Elementary Schools with Poverty Indices of no more than 5% above or below the index for this school.


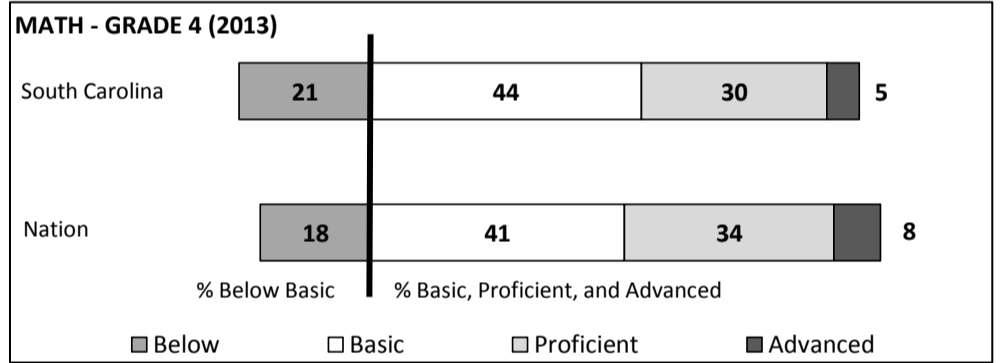
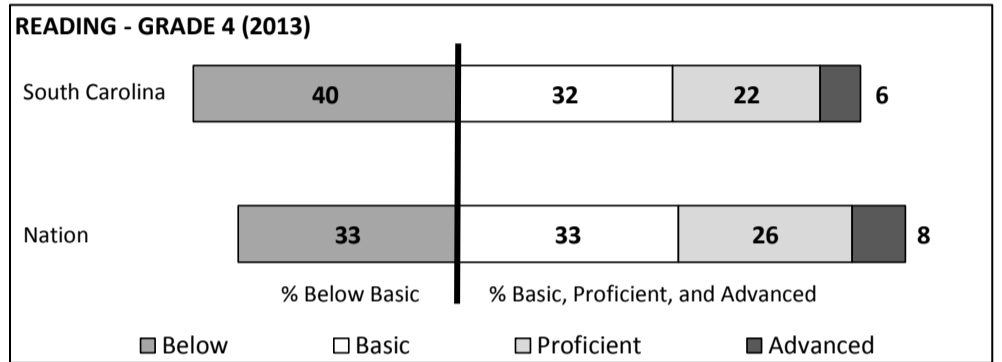
## SC PASS PERFORMANCE

Our School    Elementary Schools with Students Like Ours    Elem Schools Statewide



## NAEP\*

\*Performance reported for SC and nation, data not available at school level. Percentages at NAEP Achievement Levels.



## SC PERFORMANCE VISION

By 2020 all students will graduate with the knowledge and skills necessary to compete successfully in the global economy, participate in a democratic society and contribute positively as members of families and communities.

## Abbreviations Key

N/A-Not Applicable

N/AV-Not Available

N/C-Not Collected

N/R-Not Reported

I/S-Insufficient Sample

TBD-To Be Determined

**Westminster Elementary  
OCONEE**

**SCHOOL PROFILE**

	Our School	Change from Last Year	Elementary Schools with Students Like Ours	Median Elementary Schools
<b>Students (n = 455)</b>				
Retention rate	0.9%	Down from 1.8%	1.0%	1.0%
Attendance rate	96.2%	Down from 96.3%	96.4%	96.5%
Served by gifted and talented program	8.2%	Up from 4.5%	7.7%	7.3%
With disabilities	23.2%	Up from 20.4%	13.3%	12.5%
Older than usual for grade	0.4%	Down from 1.3%	2.1%	1.8%
Out-of-school suspensions or expulsions for violent and/or criminal offenses	0.0%	No change	0.0%	0.0%
<b>Teachers (n = 36)</b>				
Teachers with advanced degrees	66.7%	Up from 65.7%	61.1%	62.3%
Continuing contract teachers	97.2%	Up from 94.3%	83.9%	81.2%
Teachers returning from previous year	92.3%	Up from 90.3%	89.7%	88.4%
Teacher attendance rate	95.1%	Up from 91.9%	95.4%	95.3%
Average teacher salary*	\$50,772	Up 0.5%	\$48,316	\$47,902
Classes not taught by highly qualified teachers	0.0%	No change	0.0%	0.0%
Professional development days/teacher	7.8 days	Down from 8.8 days	10.1 days	10.9 days
<b>School</b>				
Principal's years at school	3.0	Up from 2.0	5.0	4.0
Student-teacher ratio in core subjects	17.9 to 1	Down from 20.2 to 1	20.2 to 1	19.9 to 1
Prime instructional time	90.2%	Up from 87.3%	90.4%	90.7%
Opportunities in the arts	Good	No change	Good	Good
SACS accreditation	Yes	No change	Yes	Yes
Parents attending conferences	98.0%	Down from 100.0%	100.0%	100.0%
Character development program	Excellent	Up from Good	Excellent	Excellent
Dollars spent per pupil**	\$8,560	Up 5.2%	\$7,437	\$7,680
Percent of expenditures for instruction**	66.8%	Down from 69.0%	67.5%	66.8%
Percent of expenditures for teacher salaries**	66.0%	No change	66.5%	66.0%
ESEA composite index score	84.7	Down from 91.9	88.1	85.7

\* Length of contract = 185+ days.

\*\*Prior year audited financial data available.

**EVALUATION RESULTS**

	Teachers	Students*	Parents*
Number of surveys returned	37	77	35
Percent satisfied with learning environment	97.3%	89.6%	91.4%
Percent satisfied with social and physical environment	100.0%	89.8%	88.6%
Percent satisfied with school-home relations	86.1%	88.3%	80.0%

\*Only students at the highest elementary school grade level at this school and their parents were included.

Comprehensive detail, including definitions of ratings, performance criteria, and explanations of status, is available on [www.ed.sc.gov](http://www.ed.sc.gov) and [www.eoc.sc.gov](http://www.eoc.sc.gov) as well as school and school district websites.

Printed versions are available from school districts upon request.

**REPORT OF PRINCIPAL AND SCHOOL IMPROVEMENT COUNCIL**

Westminster Elementary is a school in Oconee County with an average of 450 students Pre-kindergarten through fifth grade. WES also has around 100 students on school choice, meaning that those students are zoned for a different elementary school within Oconee County but chose to come to Westminster Elementary. Westminster Elementary has a plethora of academic programs including the following: Gifted and Talented, 100 Book Challenge, Accelerated Reader, Achieve 3000, Reading Recovery, Literacy Lessons. Westminster Elementary also has a host of academic clubs and teams: Cardinal Honors Club, Student Council, Invention Convention Team, Math Madness Team, and Battle of the Books Team. ☒

Westminster Elementary has had many opportunities to celebrate in the 2013-2014 school year. Westminster Elementary was fully accredited by AdvancEd, formerly known as the Southern Association of Colleges and Schools. WES exceeded the National Mean RIT on the MAP (Measures of Academic Progress) in Winter 2014 for math in kindergarten, first grade, third grade, and fourth grade. WES exceeded the National Mean RIT on the MAP for reading in third grade and fourth grade as well. WES received an "A" rating on the South Carolina ESEA rating as a result of the 2013 PASS (Palmetto Assessment for Standardized Scores). ☒

Westminster Elementary hosted several fun and enriching activities this past school year. We had our 3rd Annual World Culture Day, where speakers from over 20 countries were represented. We also had our Winter Readerland Open House and accommodated over 500 people to our classrooms, book fair, chorus performance, and multitude of other winter activities within our school. Other events that drew community members to our school included Walk to School Day, PTO Family Movie Nights, WES 5K, Math and Science Night, and Chick-fil-a Nights. ☒

Westminster Elementary teachers and staff strive daily to equip students to compete in a global economy when they graduate high school. WES wants all students to be college and career ready! ☒

Angela C. Henderson ☒

Meredith Williams

**Abbreviations Key**

N/A-Not Applicable

N/AV-Not Available

N/C-Not Collected

N/R-Not Reported

I/S-Insufficient Sample

TBD-To Be Determined