



SC Annual School Report Card Summary

Tamassee-Salem Elementary School
 OCONEE
 Grades: PK-5 Enrollment: 277
 Principal: Lisa Simmons
 Superintendent: Dr. Mike Lucas
 Board Chair: Andy Inabinet

PERFORMANCE

Comprehensive detail, including definitions of ratings, performance criteria, and explanations of status, is available on www.ed.sc.gov and www.eoc.sc.gov as well as school and school district websites. Printed versions are available from school districts upon request.

YEAR	ABSOLUTE RATING	GROWTH RATING	PALMETTO GOLD AND SILVER AWARD		ESEA/FEDERAL ACCOUNTABILITY RATING SYSTEM	
			General Performance	Closing the Gap	ESEA Grade	Accountability Indicator
2014	Good	Average	TBD	TBD	A	N/A
2013	Good	Average	N/A	N/A	A	N/A
2012	Good	Excellent	GOLD	SILVER	A	N/A

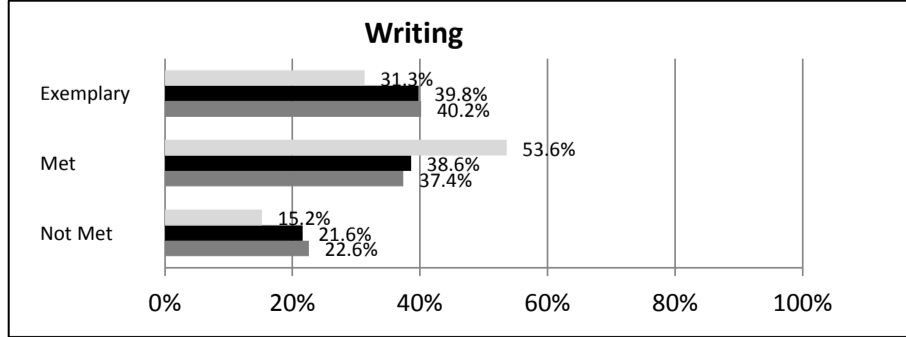
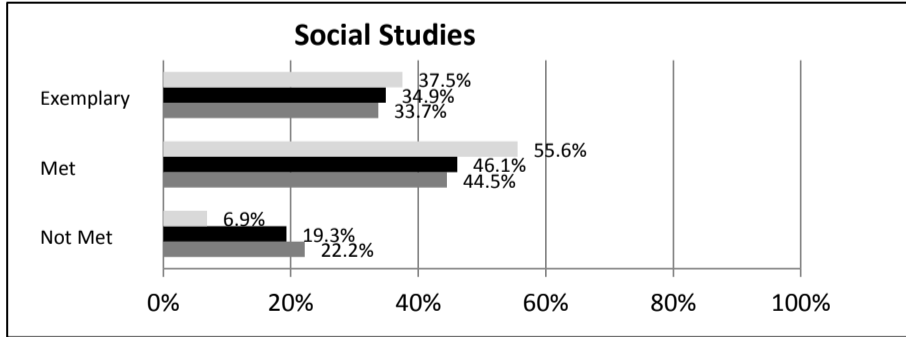
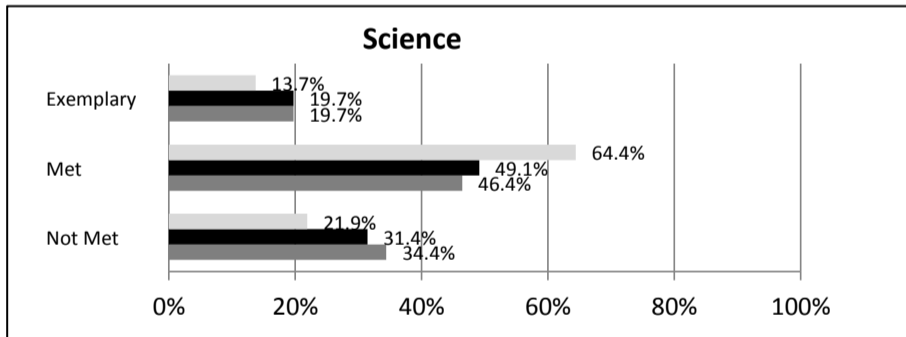
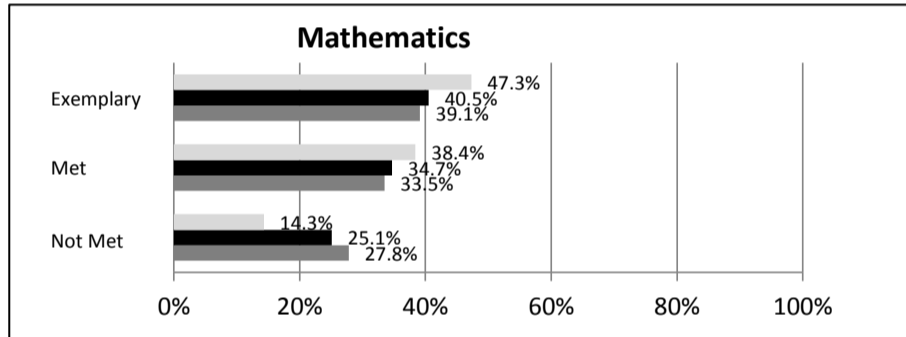
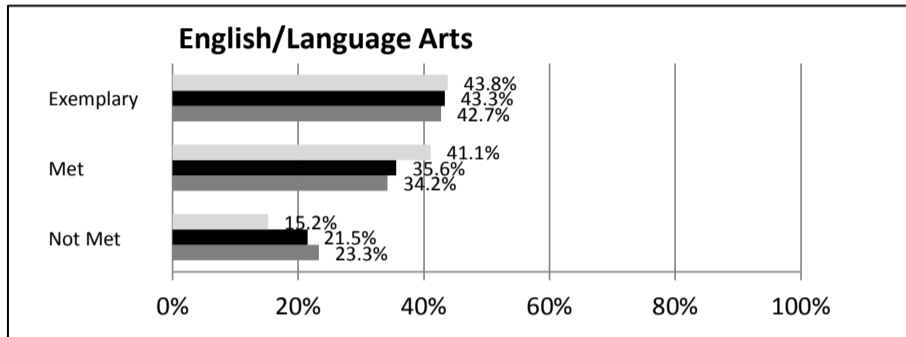
ABSOLUTE RATINGS OF ELEMENTARY SCHOOLS WITH STUDENTS LIKE OURS*

EXCELLENT	GOOD	AVERAGE	BELOW AVERAGE	AT-RISK
28	54	38	2	1

* Ratings are calculated with data available by 04/27/2015. Schools with Students Like Ours are Elementary Schools with Poverty Indices of no more than 5% above or below the index for this school.


SC PASS PERFORMANCE

Our School Elementary Schools with Students Like Ours Elem Schools Statewide



NAEP*

*Performance reported for SC and nation, data not available at school level. Percentages at NAEP Achievement Levels.



SC PERFORMANCE VISION
 By 2020 all students will graduate with the knowledge and skills necessary to compete successfully in the global economy, participate in a democratic society and contribute positively as members of families and communities.

Abbreviations Key

N/A-Not Applicable N/AV-Not Available N/C-Not Collected N/R-Not Reported I/S-Insufficient Sample TBD-To Be Determined

**Tamassee-Salem Elementary School
OCONEE**

SCHOOL PROFILE

	Our School	Change from Last Year	Elementary Schools with Students Like Ours	Median Elementary Schools
Students (n = 277)				
Retention rate	1.9%	Down from 5.3%	1.1%	1.0%
Attendance rate	96.5%	Down from 96.7%	96.4%	96.5%
Served by gifted and talented program	6.0%	Down from 6.8%	7.6%	7.3%
With disabilities	20.4%	Up from 20.1%	13.3%	12.5%
Older than usual for grade	7.4%	Up from 6.8%	2.1%	1.8%
Out-of-school suspensions or expulsions for violent and/or criminal offenses	0.0%	No change	0.0%	0.0%
Teachers (n = 21)				
Teachers with advanced degrees	57.1%	Up from 50.0%	60.7%	62.3%
Continuing contract teachers	100.0%	Up from 95.5%	83.8%	81.2%
Teachers returning from previous year	89.8%	Down from 91.8%	89.6%	88.4%
Teacher attendance rate	94.3%	Up from 93.8%	95.4%	95.3%
Average teacher salary*	\$49,951	Up 0.4%	\$48,393	\$47,902
Classes not taught by highly qualified teachers	0.0%	No change	0.0%	0.0%
Professional development days/teacher	8.3 days	Down from 12.4 days	10.3 days	10.9 days
School				
Principal's years at school	2.0	Up from 1.0	5.0	4.0
Student-teacher ratio in core subjects	20.6 to 1	Up from 19.7 to 1	19.8 to 1	19.9 to 1
Prime instructional time	89.4%	No change	90.3%	90.7%
Opportunities in the arts	Good	No change	Good	Good
SACS accreditation	Yes	No change	Yes	Yes
Parents attending conferences	100.0%	No change	100.0%	100.0%
Character development program	Average	Down from Good	Excellent	Excellent
Dollars spent per pupil**	\$9,566	Up 6.7%	\$7,448	\$7,680
Percent of expenditures for instruction**	60.6%	Down from 63.0%	67.5%	66.8%
Percent of expenditures for teacher salaries**	60.1%	Up from 60.0%	66.5%	66.0%
ESEA composite index score	98.1	Down from 99.2	87.8	85.7

* Length of contract = 185+ days.

**Prior year audited financial data available.

EVALUATION RESULTS

	Teachers	Students*	Parents*
Number of surveys returned	24	49	23
Percent satisfied with learning environment	100.0%	100.0%	100.0%
Percent satisfied with social and physical environment	100.0%	98.0%	90.9%
Percent satisfied with school-home relations	100.0%	100.0%	95.4%

*Only students at the highest elementary school grade level at this school and their parents were included.

Comprehensive detail, including definitions of ratings, performance criteria, and explanations of status, is available on www.ed.sc.gov and www.eoc.sc.gov as well as school and school district websites.

Printed versions are available from school districts upon request.

REPORT OF PRINCIPAL AND SCHOOL IMPROVEMENT COUNCIL

Tamassee-Salem Elementary School is a 4K – 5th grade school that serves 285 students. The mission of Tamassee-Salem Elementary is to provide a safe learning environment where all students reach their full potential. We are very excited about the accomplishments of our students and staff during the 2013 - 2014 school year! Our school met Adequate Yearly Progress (AYP) as defined by the No Child Left Behind Legislation. We were also recognized as a Safe School by the Safe-Kids Upstate organization. The continued analysis of our state testing and Measures of Academic Progress (MAP) data allows us to reflect upon our instructional strategies so we can be assured we are meeting the needs of all of our students. Our MAP scores regularly meet or exceed the district and national averages. Professional development and increasing student use of technology are also key components in our success. ☒

The academic success and well-being of our students are always the chief factors in decision making at our school. We pride ourselves on offering a welcoming and safe environment not only to our students, but also to our families. Our school is accredited by the South Carolina Council on Accreditation and School Improvement along with AdvancED. ☒

Our students participated in before school activities, such as reading and math computer labs, chorus, Boom Taka, and Cougar Leaders. Our 4th and 5th graders are also given the opportunity to participate in an art club after school. Some of our chorus members participated in the annual district wide Mayfest Choral Performance. Many of our students were also invited to participate in the K - 5 Annual Artist Exhibit at the Blue Ridge Arts Association. ☒

Chick-Fil-A of Seneca continues to be our business partner for character education and monthly spirit nights. We also continue our business partnership with Subway. Funds raised through our Subway spirit nights went toward our Math and Science Night, which is a School Improvement Council sponsored event. Our students, staff, and families continue to have the opportunities to participate in service projects. Our Relay for Life team raised money for the American Cancer Society and the students participated in Jump Rope for Heart to raise money for the American Heart Association. ☒

As you can see, Tamassee-Salem Elementary School has numerous accomplishments to be proud of. These accomplishments are only possible because of the dedication of our staff, students, and families. We appreciate the support of our community who volunteer many hours to our students. It is truly a team effort! ☒

Lisa Simmons, Principal

Cristy Duncan, SIC Chair

Abbreviations Key

N/A-Not Applicable

N/AV-Not Available

N/C-Not Collected

N/R-Not Reported

I/S-Insufficient Sample

TBD-To Be Determined