



SC Annual School Report Card Summary

Pomaria-Garmany Elementary School
 NEWBERRY COUNTY
 Grades: PK-5 Enrollment: 342
 Principal: Dr. Beth Shelton-Brooks
 Superintendent: Bennie Bennett
 Board Chair: Jody Hamm

PERFORMANCE

Comprehensive detail, including definitions of ratings, performance criteria, and explanations of status, is available on www.ed.sc.gov and www.eoc.sc.gov as well as school and school district websites. Printed versions are available from school districts upon request.

YEAR	ABSOLUTE RATING	GROWTH RATING	PALMETTO GOLD AND SILVER AWARD		ESEA/FEDERAL ACCOUNTABILITY RATING SYSTEM	
			General Performance	Closing the Gap	ESEA Grade	Accountability Indicator
2014	Good	Average	TBD	TBD	B	N/A
2013	Excellent	Excellent	GOLD	N/A	A	N/A
2012	Excellent	Excellent	GOLD	N/A	A	N/A

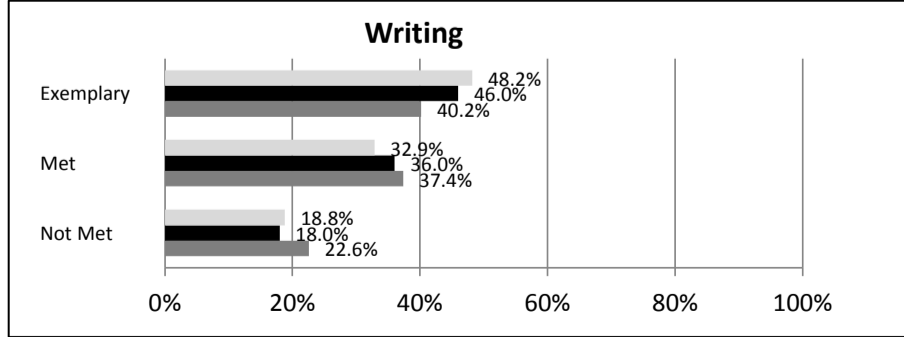
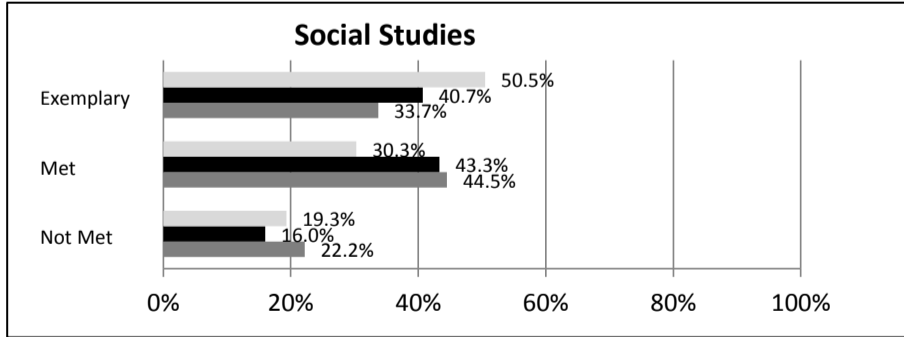
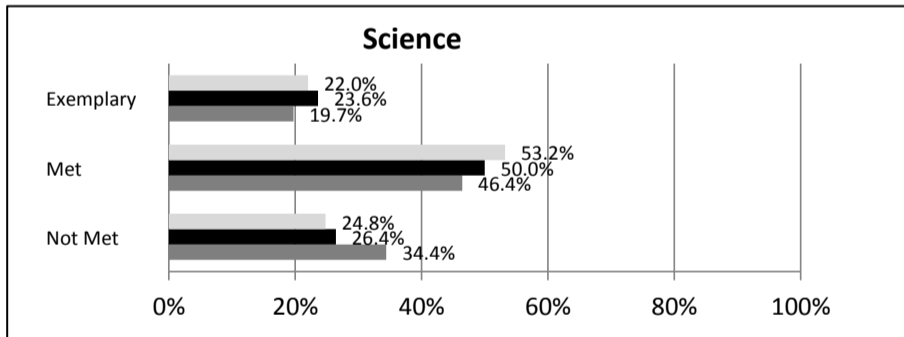
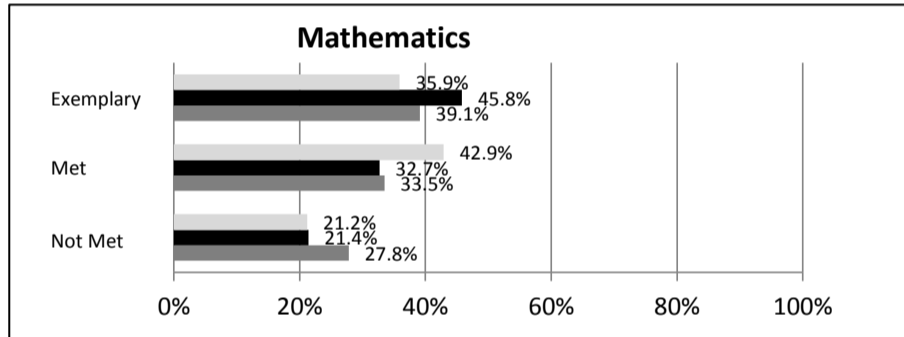
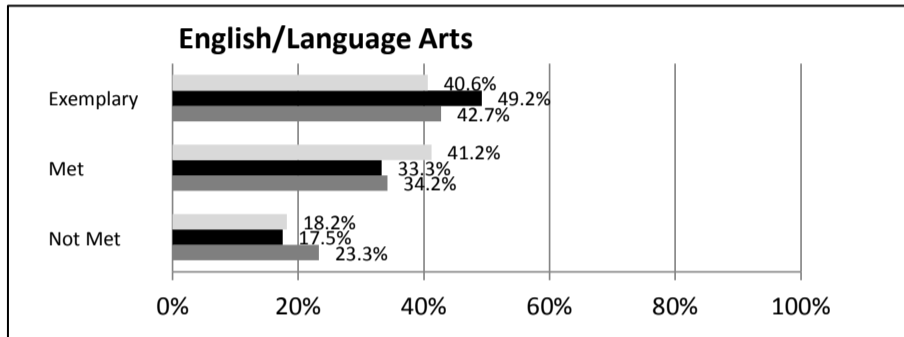
ABSOLUTE RATINGS OF ELEMENTARY SCHOOLS WITH STUDENTS LIKE OURS*

EXCELLENT	GOOD	AVERAGE	BELOW AVERAGE	AT-RISK
48	36	12	1	0

* Ratings are calculated with data available by 04/27/2015. Schools with Students Like Ours are Elementary Schools with Poverty Indices of no more than 5% above or below the index for this school.

SC PASS PERFORMANCE

Our School Elementary Schools with Students Like Ours Elem Schools Statewide



NAEP*

*Performance reported for SC and nation, data not available at school level. Percentages at NAEP Achievement Levels.



SC PERFORMANCE VISION

By 2020 all students will graduate with the knowledge and skills necessary to compete successfully in the global economy, participate in a democratic society and contribute positively as members of families and communities.

Abbreviations Key

N/A-Not Applicable N/AV-Not Available N/C-Not Collected N/R-Not Reported I/S-Insufficient Sample TBD-To Be Determined

**Pomaria-Garmany Elementary School
NEWBERRY COUNTY**

SCHOOL PROFILE

	Our School	Change from Last Year	Elementary Schools with Students Like Ours	Median Elementary Schools
Students (n = 342)				
Retention rate	1.9%	Up from 0.6%	1.0%	1.0%
Attendance rate	96.3%	Down from 96.5%	96.5%	96.5%
Served by gifted and talented program	5.4%	Down from 5.7%	9.4%	7.3%
With disabilities	11.9%	Up from 10.9%	12.2%	12.5%
Older than usual for grade	2.4%	Up from 1.4%	1.8%	1.8%
Out-of-school suspensions or expulsions for violent and/or criminal offenses	0.0%	Down from 0.9%	0.0%	0.0%
Teachers (n = 24)				
Teachers with advanced degrees	70.8%	Down from 76.0%	64.3%	62.3%
Continuing contract teachers	95.8%	Down from 100.0%	85.7%	81.2%
Teachers returning from previous year	95.7%	Up from 92.2%	90.2%	88.4%
Teacher attendance rate	94.7%	Up from 93.5%	95.2%	95.3%
Average teacher salary*	\$51,289	Up 0.0%	\$49,790	\$47,902
Classes not taught by highly qualified teachers	0.0%	No change	0.0%	0.0%
Professional development days/teacher	20.9 days	Up from 16.5 days	11.4 days	10.9 days
School				
Principal's years at school	8.0	Up from 7.0	6.0	4.0
Student-teacher ratio in core subjects	19.8 to 1	N/A	20.7 to 1	19.9 to 1
Prime instructional time	89.1%	Up from 88.5%	90.8%	90.7%
Opportunities in the arts	Good	No change	Good	Good
SACS accreditation	Yes	No change	Yes	Yes
Parents attending conferences	100.0%	Up from 87.0%	100.0%	100.0%
Character development program	Excellent	No change	Excellent	Excellent
Dollars spent per pupil**	\$7,491	Up 4.1%	\$7,262	\$7,680
Percent of expenditures for instruction**	66.9%	Down from 67.0%	67.6%	66.8%
Percent of expenditures for teacher salaries**	66.6%	Up from 66.0%	66.8%	66.0%
ESEA composite index score	86.4	Down from 98.6	92.0	85.7

* Length of contract = 185+ days.

**Prior year audited financial data available.

EVALUATION RESULTS

	Teachers	Students*	Parents*
Number of surveys returned	16	59	30
Percent satisfied with learning environment	100.0%	83.0%	93.4%
Percent satisfied with social and physical environment	100.0%	92.9%	90.0%
Percent satisfied with school-home relations	100.0%	87.9%	80.0%

*Only students at the highest elementary school grade level at this school and their parents were included.

Comprehensive detail, including definitions of ratings, performance criteria, and explanations of status, is available on www.ed.sc.gov and www.eoc.sc.gov as well as school and school district websites.

Printed versions are available from school districts upon request.

REPORT OF PRINCIPAL AND SCHOOL IMPROVEMENT COUNCIL

Pomaria-Garmany Elementary School is located in the rural community of Pomaria in Newberry County. Our school serves a diverse population of 336 students, which includes pre-kindergarten through fifth grade. Fifty-three percent are Caucasian, twenty-eight percent are African American, and twenty-one percent are Hispanic.☒

☒ Pomaria-Garmany is an Advanced ED accredited institution. Pomaria Garmany also received a Palmetto Silver Award in 2010 and 2011. In 2012 and 2013 our school received a Palmetto Gold Award. PGE also was one of 2 schools in the state to receive flexibility through deregulation by meeting improvement standards for subgroups in reading and math each year for a three year period. Sixteen faculty members at Pomaria-Garmany Elementary School are National Board Certified teachers. The faculty participated in many professional development activities this year including an introduction to Common Core and iPads in the classroom. First Steps continued to fund a summer program for ten kindergarten students to increase their readiness level for kindergarten. These awards and other activities demonstrate a hardworking and dedicated faculty and staff.☒

☒ Students at Pomaria-Garmany Elementary had many accomplishments this year. On a school level, students were recognized at the end of year awards ceremony. Students were rewarded with plaques, medals, and certificates. Parents and members of the community were invited to support student achievement. ☒

☒ Students at Pomaria-Garmany experienced learning outside the classroom through guest speakers, field trips, family nights and school-based service learning opportunities. Third grade students served as Library Helpers, assisting the media specialist in shelving books after school. Fourth grade students continued to maintain the PGE postal system and delivered mail to students, faculty, and staff. Fifth grade students, under the guidance of our school media specialist, produced a daily morning news show. Fifth grade students also were selected to serve as our morning STAR Patrol and Peer Tutors. STAR Patrol assisted in school morning duties and modeled character skills for younger students. ☒

☒ Pomaria-Garmany Elementary School continues to be a PBIS school and is looking to make long-term, durable lifestyle changes for the students as we focus on positive behaviors and correct behaviors that do not meet school expectations. A caring community and the need to belong are essential to make PBIS work. Students were rewarded for positive behaviors. The most "Pawsome" student, the student displaying the character skill of that month is recognized. Classrooms were also presented with the Finer Diner Award for best behavior in the cafeteria and the Golden Dustpan Award for the cleanest classroom. Bus students were also presented with the Golden Bus Award for students who displayed exemplary bus behavior.☒

☒ Parents and community members actively supported our school. Our PTO and School Improvement Council were very instrumental in making school decisions. Parent volunteers, community members, churches and civic organizations were also very supportive in providing for the needs of our students.☒

☒ Students in grades 3-5 have the opportunity to learn archery during PE. Students also tried out for Pomaria-Garmany Elementary School's first archery team. These students

Abbreviations Key

N/A-Not Applicable

N/AV-Not Available

N/C-Not Collected

N/R-Not Reported

I/S-Insufficient Sample

TBD-To Be Determined