



SC Annual School Report Card Summary

Gallman Elementary
NEWBERRY COUNTY

Grades: PK-5

Enrollment: 504

Principal: Elizabeth R. Griffith

Superintendent: Bennie Bennett

Board Chair: Jody Hamm

PERFORMANCE

Comprehensive detail, including definitions of ratings, performance criteria, and explanations of status, is available on www.ed.sc.gov and www.eoc.sc.gov as well as school and school district websites. Printed versions are available from school districts upon request.

YEAR	ABSOLUTE RATING	GROWTH RATING	PALMETTO GOLD AND SILVER AWARD		ESEA/FEDERAL ACCOUNTABILITY RATING SYSTEM	
			General Performance	Closing the Gap	ESEA Grade	Accountability Indicator
2014	Average	At-Risk	TBD	TBD	C	N/A
2013	Average	Average	N/A	N/A	C	N/A
2012	Average	Average	N/A	N/A	A	Reward

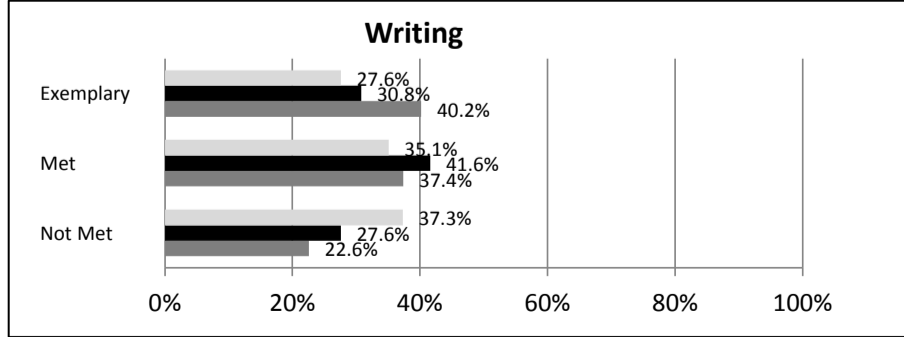
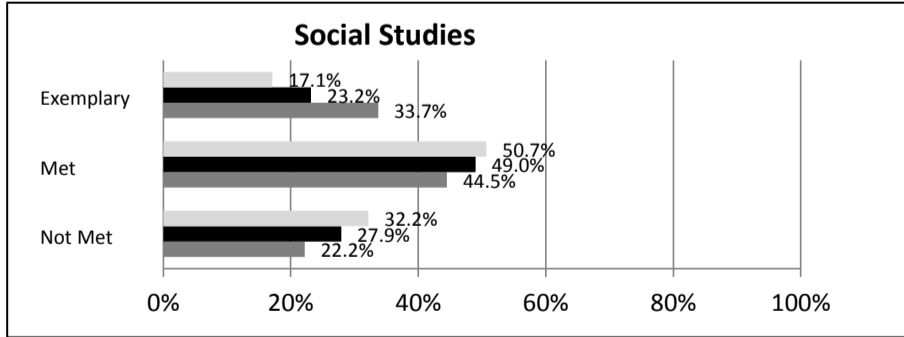
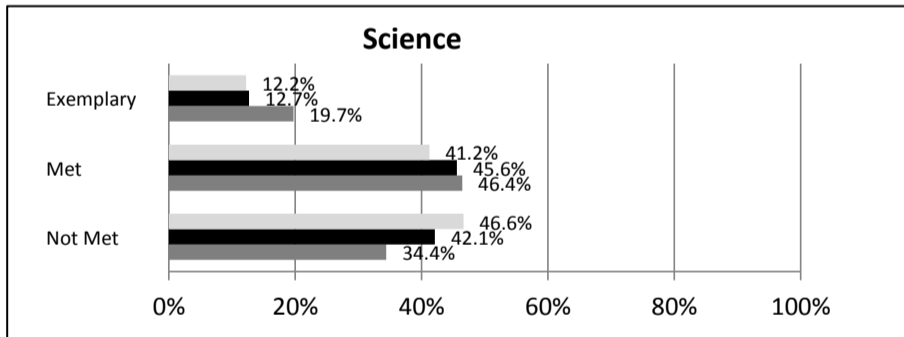
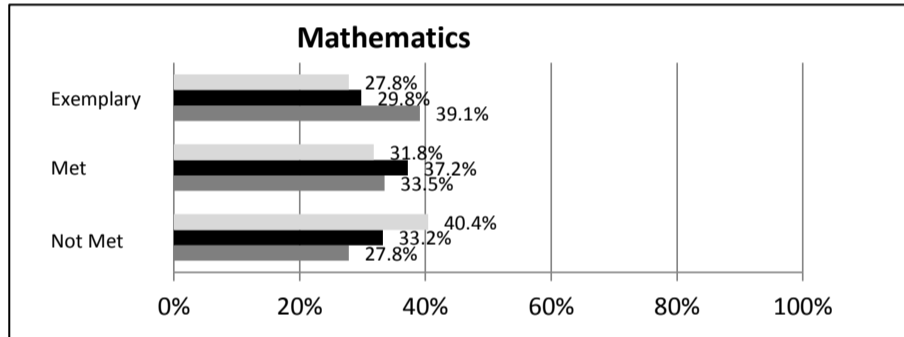
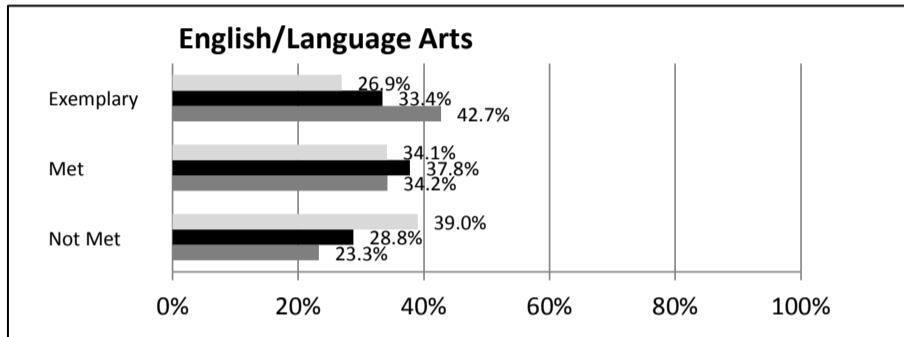
ABSOLUTE RATINGS OF ELEMENTARY SCHOOLS WITH STUDENTS LIKE OURS*

EXCELLENT	GOOD	AVERAGE	BELOW AVERAGE	AT-RISK
10	15	116	10	2

* Ratings are calculated with data available by 04/27/2015. Schools with Students Like Ours are Elementary Schools with Poverty Indices of no more than 5% above or below the index for this school.


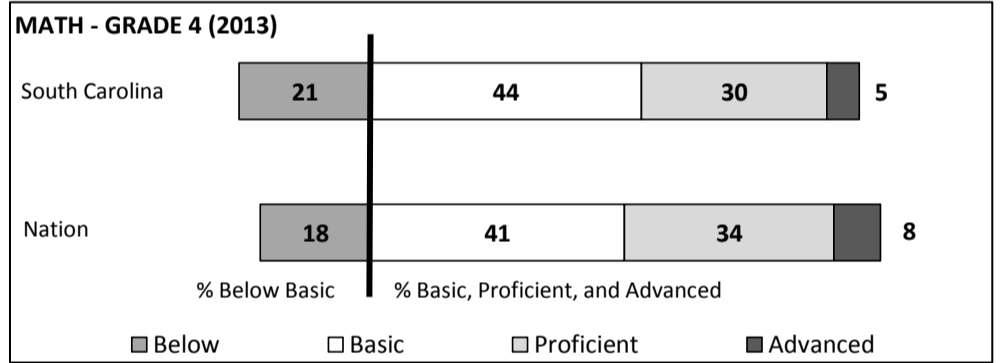
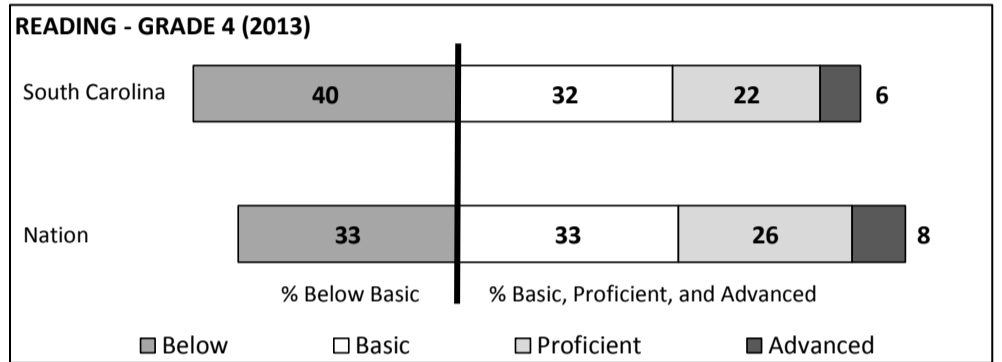
SC PASS PERFORMANCE

Our School Elementary Schools with Students Like Ours Elem Schools Statewide



NAEP*

*Performance reported for SC and nation, data not available at school level. Percentages at NAEP Achievement Levels.



SC PERFORMANCE VISION
By 2020 all students will graduate with the knowledge and skills necessary to compete successfully in the global economy, participate in a democratic society and contribute positively as members of families and communities.

Abbreviations Key

N/A-Not Applicable N/AV-Not Available N/C-Not Collected N/R-Not Reported I/S-Insufficient Sample TBD-To Be Determined

**Gallman Elementary
NEWBERRY COUNTY**

SCHOOL PROFILE

	Our School	Change from Last Year	Elementary Schools with Students Like Ours	Median Elementary Schools
Students (n = 504)				
Retention rate	1.9%	Up from 1.8%	1.4%	1.0%
Attendance rate	95.9%	Down from 96.3%	96.1%	96.5%
Served by gifted and talented program	12.2%	Down from 12.8%	4.7%	7.3%
With disabilities	16.3%	Down from 17.3%	13.5%	12.5%
Older than usual for grade	2.9%	Down from 3.5%	2.5%	1.8%
Out-of-school suspensions or expulsions for violent and/or criminal offenses	0.0%	No change	0.0%	0.0%
Teachers (n = 35)				
Teachers with advanced degrees	74.3%	Down from 77.1%	60.6%	62.3%
Continuing contract teachers	85.7%	Down from 88.6%	80.0%	81.2%
Teachers returning from previous year	89.1%	Up from 88.2%	87.1%	88.4%
Teacher attendance rate	96.5%	Up from 94.2%	95.1%	95.3%
Average teacher salary*	\$48,615	Up 0.9%	\$47,029	\$47,902
Classes not taught by highly qualified teachers	3.0%	Up from 0.0%	0.0%	0.0%
Professional development days/teacher	22.8 days	Up from 20.2 days	11.1 days	10.9 days
School				
Principal's years at school	4.0	Up from 3.0	4.0	4.0
Student-teacher ratio in core subjects	18.7 to 1	Up from 17.3 to 1	19.3 to 1	19.9 to 1
Prime instructional time	91.4%	Up from 89.1%	90.1%	90.7%
Opportunities in the arts	Good	No change	Good	Good
SACS accreditation	Yes	No change	Yes	Yes
Parents attending conferences	99.1%	Down from 100.0%	100.0%	100.0%
Character development program	Average	Down from Good	Excellent	Excellent
Dollars spent per pupil**	\$7,291	Down 2.9%	\$8,049	\$7,680
Percent of expenditures for instruction**	71.9%	Down from 74.0%	66.0%	66.8%
Percent of expenditures for teacher salaries**	71.5%	Up from 71.0%	65.2%	66.0%
ESEA composite index score	70.8	Down from 79.2	79.6	85.7

* Length of contract = 185+ days.

**Prior year audited financial data available.

EVALUATION RESULTS

	Teachers	Students*	Parents*
Number of surveys returned	37	81	54
Percent satisfied with learning environment	100.0%	91.3%	74.0%
Percent satisfied with social and physical environment	100.0%	95.0%	84.9%
Percent satisfied with school-home relations	91.9%	93.8%	56.9%

*Only students at the highest elementary school grade level at this school and their parents were included.

Comprehensive detail, including definitions of ratings, performance criteria, and explanations of status, is available on www.ed.sc.gov and www.eoc.sc.gov as well as school and school district websites.

Printed versions are available from school districts upon request.

REPORT OF PRINCIPAL AND SCHOOL IMPROVEMENT COUNCIL

Gallman Elementary continues to collaborate with our staff, parents, and community to provide quality educational opportunities as well as develop leadership abilities of our students. Students thrive in our warm, caring environment and reach out to others through: Adopt-A-Family, Jump Rope for Heart, St. Judes Math-a-thon, United Way, and Relay for Life. Student support and donations continue to surpass our expectations and reinforces our spirit of giving and caring. As we began the 2013-14 school year, our Leadership Team meet to analyze current student and school data and surveys. The results of our data analysis, which continues to show school-wide improvement, was shared with our School Improvement Council (SIC), teachers, and parents. We continued providing professional development for our faculty and staff concerning analyzing MAP data and implementing Common Core/State standards. Student progress is monitored throughout the school year and the data is utilized in planning and implementing instruction to meet the diverse needs of our students. Information is displayed on our Data Wall to provide a visual reference for our teachers as we monitor student progress. We continued to provide opportunities for our teachers and staff to expand their knowledge and expertise not only in instructional standards and practices but leadership skill development through Franklin Covey's The Leader in Me initiative. Teachers and staff attended a variety of workshops, Common Core classes, technology training, and collegiate classes to continue developing as a professional. During the summer of 2013 and throughout the 2013-14 school year, the school faculty participated in training with The Leader in Me initiative as well as attending Leadership Days and the Leader in Me Symposium throughout South Carolina. Several school-wide programs and activities are used to promote achievement and encourage students to exemplify good habits, such as our Awards Day each nine weeks. Many parenting events such as Breakfast with Grandparents, Moms and Dads, Hispanic Parent Workshop, and Music performances were held in conjunction with our PTO meetings through the school year. Also, we purchased Parent Homework Dictionaries for all third grade students to assist parents/guardians in helping their child with homework. Our PTO organization continues to provide outstanding assistance and incentives to the students, teachers and the school through fundraising and volunteer projects. Through the efforts of our PTO, 4th grade students worked with an artist to paint a mural in our school. The 2013-14 school year brought about many awards and accomplishments for Gallman. We received our AdvancEd accreditation, piloted a CDEPP 4 year old Kindergarten program and had our first Archery Team not only participated in the State Archery Tournament but also qualify to participate at the National level. Gallman also had one student selected to participate in the Duke TIP Scholarship program. Other areas of special recognition included Special Olympics, Math Bowl Team, and students scoring Exemplary on PASS. Also, our students were fortunate to receive 8 books, provided by the State Department of Education – Literacy Program, to promote summer reading. We received the Fresh Fruit and Vegetable grant again as well as continued to partner with Harvest Hope in the Backpack project. Gallman Elementary School, along with family and community support, continues to focus on increasing student achievement and developing leadership skills in a safe nurturing environment. Elizabeth R. Griffith, Principal Katrina Minick, SIC Chairman

Abbreviations Key

N/A-Not Applicable

N/AV-Not Available

N/C-Not Collected

N/R-Not Reported

I/S-Insufficient Sample

TBD-To Be Determined