



SC Annual School Report Card Summary

Meadow Glen Elementary
LEXINGTON 1
Grades: K-5 Enrollment: 855
Principal: Cheryl H. Fralick
Superintendent: Dr. Karen C. Woodward
Board Chair: Cynthia S. Smith

PERFORMANCE

Comprehensive detail, including definitions of ratings, performance criteria, and explanations of status, is available on www.ed.sc.gov and www.eoc.sc.gov as well as school and school district websites. Printed versions are available from school districts upon request.

YEAR	ABSOLUTE RATING	GROWTH RATING	PALMETTO GOLD AND SILVER AWARD		ESEA/FEDERAL ACCOUNTABILITY RATING SYSTEM	
			General Performance	Closing the Gap	ESEA Grade	Accountability Indicator
2014	Excellent	Good	TBD	TBD	A	N/A
2013	Excellent	Good	GOLD	N/A	A	N/A
2012	Excellent	Average	GOLD	N/A	A	N/A

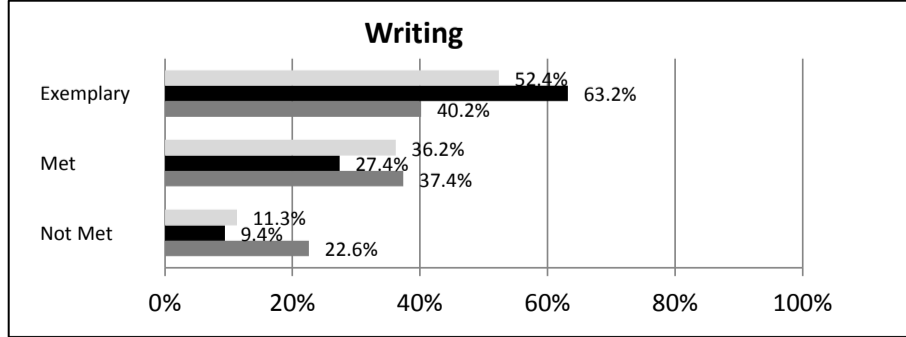
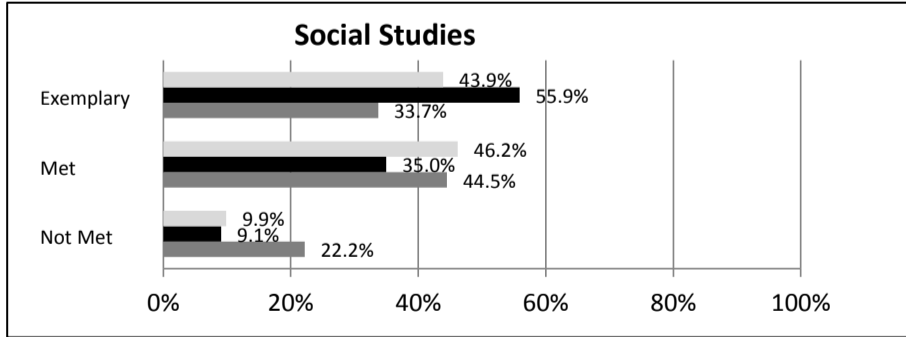
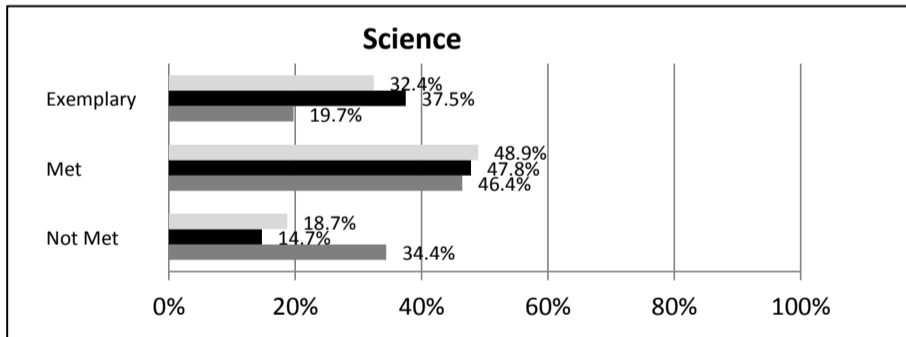
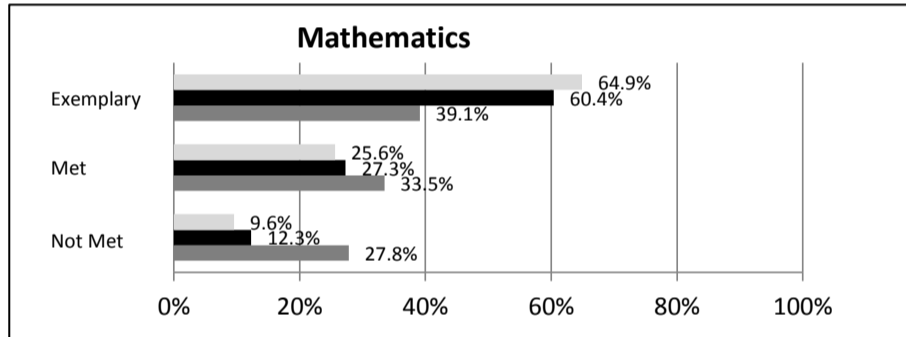
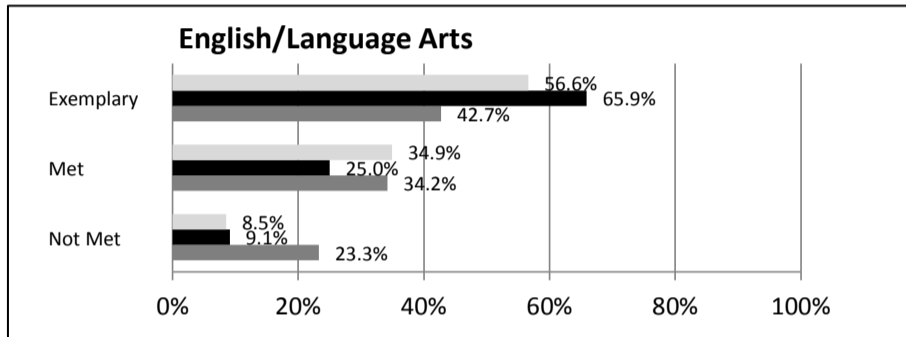
ABSOLUTE RATINGS OF ELEMENTARY SCHOOLS WITH STUDENTS LIKE OURS*

EXCELLENT	GOOD	AVERAGE	BELOW AVERAGE	AT-RISK
25	0	1	0	0

* Ratings are calculated with data available by 04/27/2015. Schools with Students Like Ours are Elementary Schools with Poverty Indices of no more than 5% above or below the index for this school.

SC PASS PERFORMANCE

Our School Elementary Schools with Students Like Ours Elem Schools Statewide



NAEP*

*Performance reported for SC and nation, data not available at school level. Percentages at NAEP Achievement Levels.



SC PERFORMANCE VISION
 By 2020 all students will graduate with the knowledge and skills necessary to compete successfully in the global economy, participate in a democratic society and contribute positively as members of families and communities.

Abbreviations Key

N/A-Not Applicable N/AV-Not Available N/C-Not Collected N/R-Not Reported I/S-Insufficient Sample TBD-To Be Determined

**Meadow Glen Elementary
LEXINGTON 1**

SCHOOL PROFILE

	Our School	Change from Last Year	Elementary Schools with Students Like Ours	Median Elementary Schools
Students (n = 855)				
Retention rate	0.7%	Down from 1.1%	0.6%	1.0%
Attendance rate	96.6%	Up from 96.5%	97.0%	96.5%
Served by gifted and talented program	13.0%	Up from 12.9%	15.3%	7.3%
With disabilities	9.4%	Up from 9.0%	9.4%	12.5%
Older than usual for grade	0.7%	Down from 0.9%	0.8%	1.8%
Out-of-school suspensions or expulsions for violent and/or criminal offenses	0.0%	No change	0.0%	0.0%
Teachers (n = 52)				
Teachers with advanced degrees	69.2%	Down from 72.3%	63.5%	62.3%
Continuing contract teachers	65.4%	Up from 63.8%	86.2%	81.2%
Teachers returning from previous year	N/A	N/A	91.1%	88.4%
Teacher attendance rate	95.4%	No change	95.2%	95.3%
Average teacher salary*	\$46,843	Down 0.5%	\$49,103	\$47,902
Classes not taught by highly qualified teachers	0.0%	No change	0.0%	0.0%
Professional development days/teacher	16.6 days	Down from 16.9 days	10.7 days	10.9 days
School				
Principal's years at school	3.0	Up from 2.0	4.0	4.0
Student-teacher ratio in core subjects	21.8 to 1	Down from 22.8 to 1	20.4 to 1	19.9 to 1
Prime instructional time	91.3%	Down from 91.4%	91.3%	90.7%
Opportunities in the arts	Good	No change	Good	Good
SACS accreditation	Yes	No change	Yes	Yes
Parents attending conferences	100.0%	No change	100.0%	100.0%
Character development program	Good	No change	Excellent	Excellent
Dollars spent per pupil**	\$6,664	Down 14.1%	\$7,549	\$7,680
Percent of expenditures for instruction**	58.7%	Down from 61.0%	68.6%	66.8%
Percent of expenditures for teacher salaries**	57.8%	Up from 57.0%	68.0%	66.0%
ESEA composite index score	96.6	Up from 93.4	94.7	85.7

* Length of contract = 185+ days.

**Prior year audited financial data available.

EVALUATION RESULTS

	Teachers	Students*	Parents*
Number of surveys returned	56	122	40
Percent satisfied with learning environment	100.0%	95.0%	97.5%
Percent satisfied with social and physical environment	100.0%	95.9%	92.5%
Percent satisfied with school-home relations	100.0%	91.0%	82.0%

*Only students at the highest elementary school grade level at this school and their parents were included.

Comprehensive detail, including definitions of ratings, performance criteria, and explanations of status, is available on www.ed.sc.gov and www.eoc.sc.gov as well as school and school district websites.

Printed versions are available from school districts upon request.

REPORT OF PRINCIPAL AND SCHOOL IMPROVEMENT COUNCIL

Meadow Glen Elementary School, "Home of the Explorers," created a simple theme this school year: REACH. We spent time working on REACHing our personal and academic goals to develop leadership qualities in all students and staff. Our teachers and students worked hard to REACH their maximum potential while understanding differing perspectives.☒

We continue to grow at a rapid pace. Since June 2012, MGES has increased by 265 students. One of our challenges is to find ways to utilize our facility to meet the needs of a growing school while maintaining a family-friendly atmosphere.☒

MGES earned a Palmetto Gold Award for the third time in recognition of our students' academic success. Our cafeteria received a Bronze Level Incentive Award from the U.S. Healthier School Challenge. The school also received several grants for recycling, health and fitness, technology and literacy. MGES Teacher of the Year Blair Robertson was named a top five finalist in the District Teacher of the Year Program. Angie Boatwright, executive secretary, was awarded our Support Staff of the Year award. The Lexington One Educational Professionals named Principal Cheryl Fralick their Administrator of the Year.☒

Teachers participated in professional learning community meetings. Focused topics included data analysis, understanding grading practices, gradual release of responsibility, personalizing learning, student data notebooks, Common Core writing strategies and inquiry-based learning to develop 21st century learners.☒

Developing student leaders continued to be a priority. All students could apply for certain jobs around the school. Kitty White, fourth-grade teacher, created a new morning club for fourth- and fifth-graders called the T.U.R.T.L.E. Club. This stands for Taking Ultimate Responsibility To Live-Lead-Learn Every day. Students created a logo, T-shirts and recyclable shopping bags which they sold to raise money for severe weather radios for low-income families and the elderly.☒

The Parent and Teacher Organization supported the First in Math computer program, teacher leadership and professional development opportunities, grade-level field studies, second-grade computer Writer Program and the Mandarin Immersion Program. The School Improvement Council met monthly and discussed grading practices, Lexington One Parent Ambassador updates, Common Core State Standards resources, school safety and security, school test data and current legislation.☒

We are challenged by our rapid growth, implementation of the new Common Core State Standards and the search for ways to challenge high-performing students and to support struggling students. We are, however, committed to providing a rigorous instructional program. Our motto, "Growing What We Know by Motivating minds, Growing leaders, Exploring as thinkers and Serving others" is practiced every day at Meadow Glen Elementary.☒

Principal Cheryl Fralick and SIC Chair Tracy Suber

Abbreviations Key

N/A-Not Applicable

N/AV-Not Available

N/C-Not Collected

N/R-Not Reported

I/S-Insufficient Sample

TBD-To Be Determined