



SC Annual School Report Card Summary

Rocky Creek Elementary School
LEXINGTON 1
Grades: PK-5 Enrollment: 653
Principal: Lynn C. Boyleston
Superintendent: Dr. Karen C. Woodward
Board Chair: Cynthia S. Smith

PERFORMANCE

Comprehensive detail, including definitions of ratings, performance criteria, and explanations of status, is available on www.ed.sc.gov and www.eoc.sc.gov as well as school and school district websites. Printed versions are available from school districts upon request.

YEAR	ABSOLUTE RATING	GROWTH RATING	PALMETTO GOLD AND SILVER AWARD		ESEA/FEDERAL ACCOUNTABILITY RATING SYSTEM	
			General Performance	Closing the Gap	ESEA Grade	Accountability Indicator
2014	Excellent	Excellent	TBD	TBD	B	N/A
2013	Excellent	Excellent	GOLD	N/A	B	N/A
2012	Excellent	Excellent	GOLD	SILVER	A	N/A

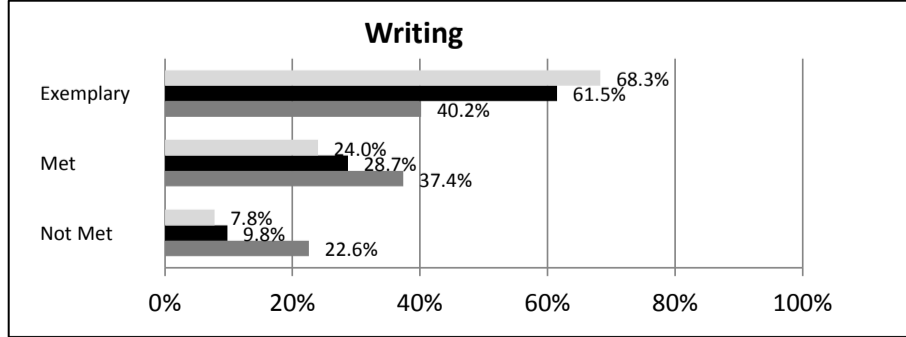
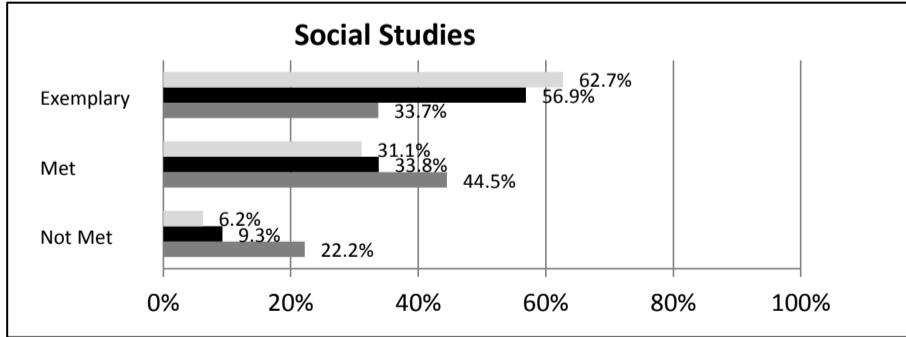
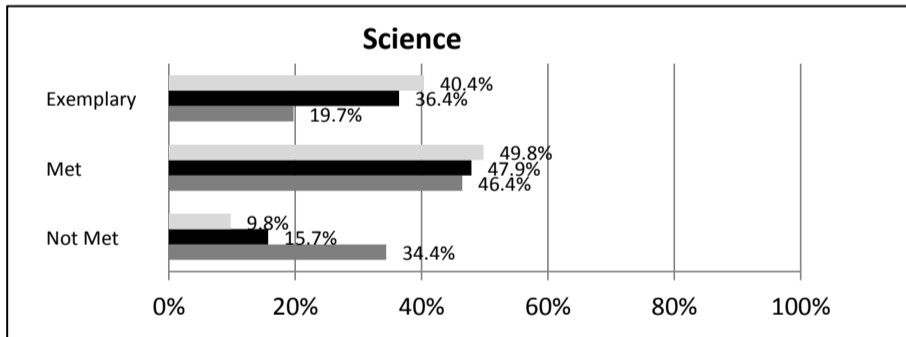
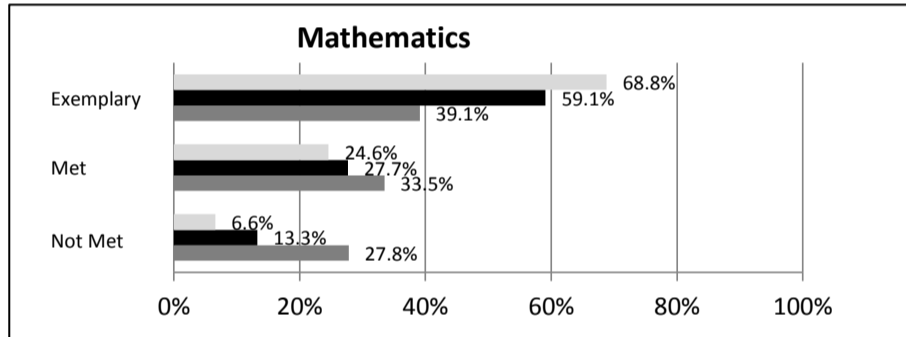
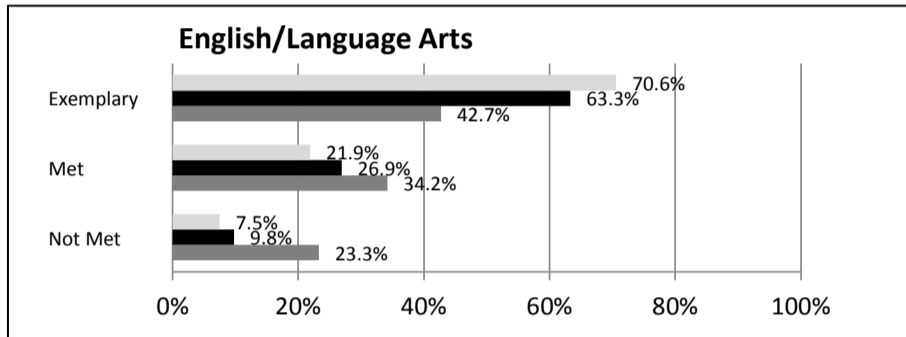
ABSOLUTE RATINGS OF ELEMENTARY SCHOOLS WITH STUDENTS LIKE OURS*

EXCELLENT	GOOD	AVERAGE	BELOW AVERAGE	AT-RISK
29	1	0	0	0

* Ratings are calculated with data available by 04/27/2015. Schools with Students Like Ours are Elementary Schools with Poverty Indices of no more than 5% above or below the index for this school.

SC PASS PERFORMANCE

Our School Elementary Schools with Students Like Ours Elem Schools Statewide



NAEP*

*Performance reported for SC and nation, data not available at school level. Percentages at NAEP Achievement Levels.



SC PERFORMANCE VISION
 By 2020 all students will graduate with the knowledge and skills necessary to compete successfully in the global economy, participate in a democratic society and contribute positively as members of families and communities.

Abbreviations Key

N/A-Not Applicable N/AV-Not Available N/C-Not Collected N/R-Not Reported I/S-Insufficient Sample TBD-To Be Determined

**Rocky Creek Elementary School
LEXINGTON 1**

SCHOOL PROFILE

	Our School	Change from Last Year	Elementary Schools with Students Like Ours	Median Elementary Schools
Students (n = 653)				
Retention rate	0.2%	Up from 0.0%	0.6%	1.0%
Attendance rate	96.8%	No change	97.0%	96.5%
Served by gifted and talented program	17.2%	Down from 18.8%	15.3%	7.3%
With disabilities	9.4%	Down from 11.1%	9.4%	12.5%
Older than usual for grade	0.6%	Down from 1.4%	0.9%	1.8%
Out-of-school suspensions or expulsions for violent and/or criminal offenses	0.0%	No change	0.0%	0.0%
Teachers (n = 42)				
Teachers with advanced degrees	85.7%	Up from 81.4%	64.0%	62.3%
Continuing contract teachers	97.6%	Up from 93.0%	84.6%	81.2%
Teachers returning from previous year	93.3%	N/A	90.0%	88.4%
Teacher attendance rate	95.2%	Down from 96.7%	95.4%	95.3%
Average teacher salary*	\$50,431	Down 0.3%	\$49,562	\$47,902
Classes not taught by highly qualified teachers	0.0%	No change	0.0%	0.0%
Professional development days/teacher	8.8 days	Up from 5.8 days	10.3 days	10.9 days
School				
Principal's years at school	4.0	Up from 3.0	4.0	4.0
Student-teacher ratio in core subjects	22.3 to 1	Up from 21.1 to 1	20.4 to 1	19.9 to 1
Prime instructional time	91.3%	Down from 93.4%	91.3%	90.7%
Opportunities in the arts	Good	No change	Good	Good
SACS accreditation	Yes	No change	Yes	Yes
Parents attending conferences	97.7%	Down from 99.9%	100.0%	100.0%
Character development program	Excellent	No change	Excellent	Excellent
Dollars spent per pupil**	\$7,630	Up 9.0%	\$7,485	\$7,680
Percent of expenditures for instruction**	65.0%	No change	68.5%	66.8%
Percent of expenditures for teacher salaries**	63.7%	Up from 63.0%	68.0%	66.0%
ESEA composite index score	86.5	Up from 85.8	95.6	85.7

* Length of contract = 185+ days.

**Prior year audited financial data available.

EVALUATION RESULTS

	Teachers	Students*	Parents*
Number of surveys returned	34	102	39
Percent satisfied with learning environment	100.0%	95.1%	94.9%
Percent satisfied with social and physical environment	100.0%	97.0%	100.0%
Percent satisfied with school-home relations	100.0%	97.0%	89.5%

*Only students at the highest elementary school grade level at this school and their parents were included.

Comprehensive detail, including definitions of ratings, performance criteria, and explanations of status, is available on www.ed.sc.gov and www.eoc.sc.gov as well as school and school district websites.

Printed versions are available from school districts upon request.

REPORT OF PRINCIPAL AND SCHOOL IMPROVEMENT COUNCIL

At Rocky Creek Elementary School, we live our motto, "Live Well, Lead Responsibly and Learn by Always Doing Our Best," each day.

We are committed to providing a challenging, safe and positive learning environment where children can reach their highest potential. Our dedicated staff, supportive parents, active Parent Teacher Association and School Improvement Council, and many business partners work closely to make learning enjoyable for each of our approximately 600 students.

Rocky Creek received the state's Palmetto Gold Award in recognition of our students' academic success. We achieved an "Excellent" on both the Absolute Rating and Growth Rating on the state-generated 2013 annual school report.

RCES was awarded Silver Status in the Leadership in Energy and Environmental Design (LEED) for Schools rating system and received a Palmetto Pride Grant this year.

Our staff attained several noteworthy accomplishments. Staci Mims was named the school's Teacher of the Year, and Steve Wooten was named Support Staff Member of the Year. D.D. Manning received a Mid-Carolina Electric Cooperative Bright Ideas grant. Katie Crapps was selected to attend the Mickelson ExxonMobil Teachers Academy during the summer.

Our students received many awards and honors, participating in the Tri-District Arts Consortium and having artwork featured at the S.C. State Fair. A student won first place for the state in the 2013 Annual Poetry and Poster Contest. Several students were state and regional winners in the S.C. Academy of Science/MESAS contest.

Students and staff participated in many exemplary service-learning projects. They raised money for United Way, Relay For Life, Jump Rope For Heart and Juvenile Diabetes Research Walk. They also donated items to children's shelters, animal shelters and family support organizations. RCES first-graders even participated in a Naturalization Ceremony in which 28 people from 20 different countries became American citizens.

A continuing challenge is to improve the academic performance of students in subgroup populations such as gifted and talented students and minority students. Teachers differentiate instruction daily to address student needs and provide more instructional time through small-group instruction during Individualized Learning Time.

In January, Principal Lynn Boyleston announced she would retire in June and that Brenda Nichols would become the new principal as of July 1, 2014. Our staff, students, parents and community partners will continue to work to ensure every student's success.

Principal Lynn C. Boyleston and SIC Chair Russell Arant

Abbreviations Key

N/A-Not Applicable

N/AV-Not Available

N/C-Not Collected

N/R-Not Reported

I/S-Insufficient Sample

TBD-To Be Determined