



# SC Annual School Report Card Summary

**Forts Pond Elementary School**  
**LEXINGTON 1**  
**Grades: K-5** Enrollment: 525  
**Principal: Michelle Smith**  
**Superintendent: Dr. Karen C. Woodward**  
**Board Chair: Cynthia S. Smith**

## PERFORMANCE

Comprehensive detail, including definitions of ratings, performance criteria, and explanations of status, is available on [www.ed.sc.gov](http://www.ed.sc.gov) and [www.eoc.sc.gov](http://www.eoc.sc.gov) as well as school and school district websites. Printed versions are available from school districts upon request.

YEAR	ABSOLUTE RATING	GROWTH RATING	PALMETTO GOLD AND SILVER AWARD		ESEA/FEDERAL ACCOUNTABILITY RATING SYSTEM	
			General Performance	Closing the Gap	ESEA Grade	Accountability Indicator
2014	Average	Below Average	TBD	TBD	C	N/A
2013	Average	Average	N/A	N/A	A	Reward
2012	Average	Average	N/A	N/A	B	Reward

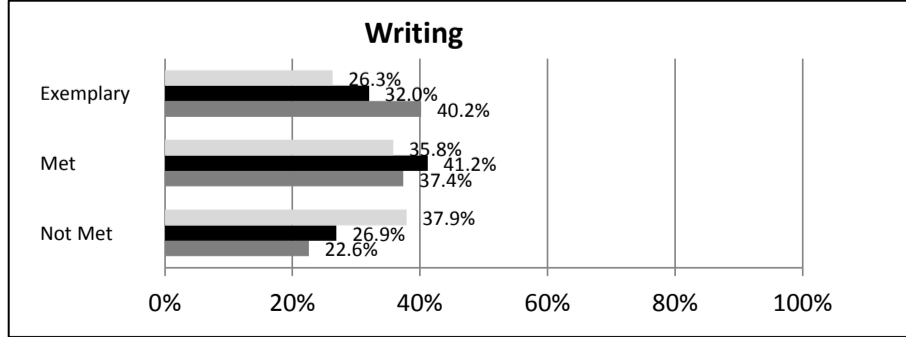
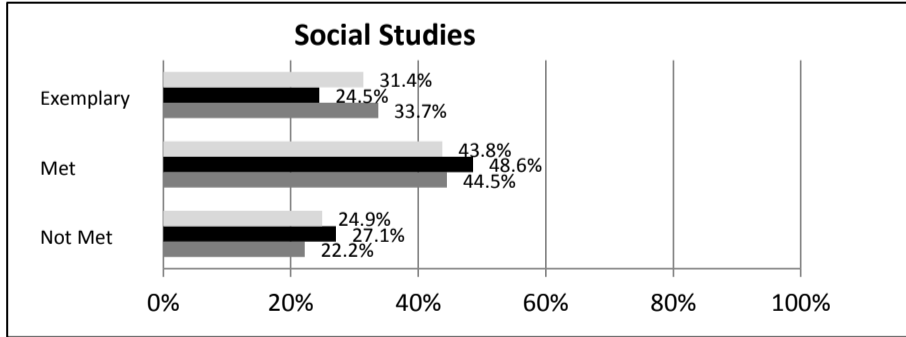
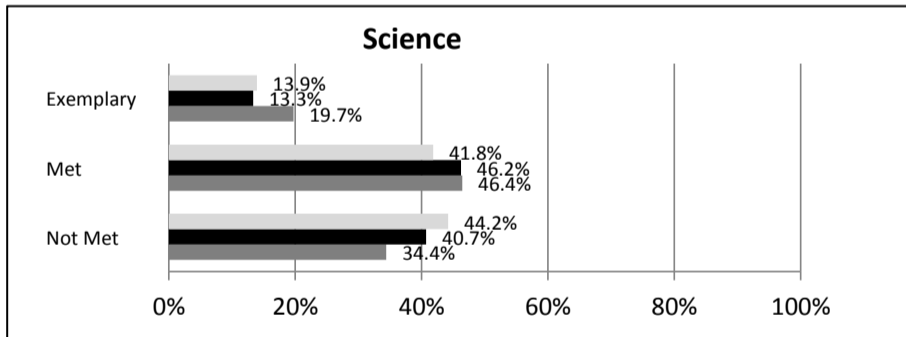
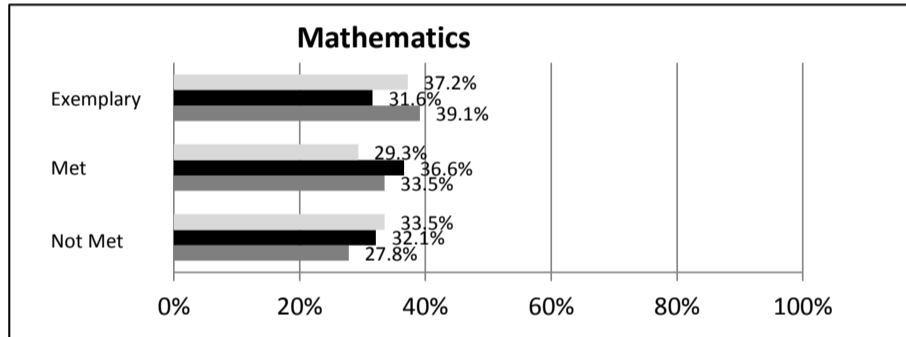
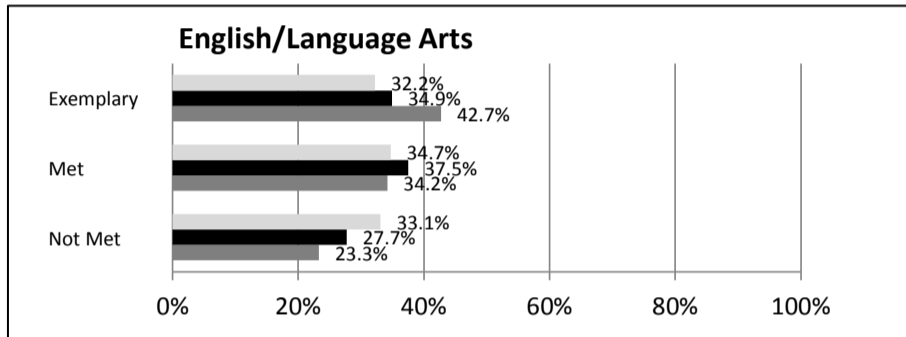
## ABSOLUTE RATINGS OF ELEMENTARY SCHOOLS WITH STUDENTS LIKE OURS\*

EXCELLENT	GOOD	AVERAGE	BELOW AVERAGE	AT-RISK
14	17	106	8	1

\* Ratings are calculated with data available by 04/27/2015. Schools with Students Like Ours are Elementary Schools with Poverty Indices of no more than 5% above or below the index for this school.

## SC PASS PERFORMANCE

Our School    Elementary Schools with Students Like Ours    Elem Schools Statewide



## NAEP\*

\*Performance reported for SC and nation, data not available at school level. Percentages at NAEP Achievement Levels.



**SC PERFORMANCE VISION**  
 By 2020 all students will graduate with the knowledge and skills necessary to compete successfully in the global economy, participate in a democratic society and contribute positively as members of families and communities.

### Abbreviations Key

N/A-Not Applicable    N/AV-Not Available    N/C-Not Collected    N/R-Not Reported    I/S-Insufficient Sample    TBD-To Be Determined

**Forts Pond Elementary School  
LEXINGTON 1**

**SCHOOL PROFILE**

	Our School	Change from Last Year	Elementary Schools with Students Like Ours	Median Elementary Schools
<b>Students (n = 525)</b>				
Retention rate	0.4%	Up from 0.0%	1.4%	1.0%
Attendance rate	95.2%	Up from 94.6%	96.1%	96.5%
Served by gifted and talented program	7.2%	Down from 7.4%	5.0%	7.3%
With disabilities	18.2%	Down from 19.0%	13.6%	12.5%
Older than usual for grade	0.4%	No change	2.3%	1.8%
Out-of-school suspensions or expulsions for violent and/or criminal offenses	0.0%	Down from 0.4%	0.0%	0.0%
<b>Teachers (n = 36)</b>				
Teachers with advanced degrees	61.1%	Up from 57.1%	60.6%	62.3%
Continuing contract teachers	77.8%	Down from 80.0%	80.8%	81.2%
Teachers returning from previous year	83.0%	Down from 83.5%	87.9%	88.4%
Teacher attendance rate	95.5%	Up from 92.5%	95.2%	95.3%
Average teacher salary*	\$45,908	Up 0.4%	\$47,568	\$47,902
Classes not taught by highly qualified teachers	0.0%	No change	0.0%	0.0%
Professional development days/teacher	10.7 days	Down from 11.7 days	11.2 days	10.9 days
<b>School</b>				
Principal's years at school	3.0	Up from 2.0	3.5	4.0
Student-teacher ratio in core subjects	20.5 to 1	Down from 21.2 to 1	19.5 to 1	19.9 to 1
Prime instructional time	90.0%	Up from 86.5%	90.1%	90.7%
Opportunities in the arts	Good	No change	Good	Good
SACS accreditation	Yes	No change	Yes	Yes
Parents attending conferences	100.0%	Up from 97.7%	100.0%	100.0%
Character development program	Good	No change	Excellent	Excellent
Dollars spent per pupil**	\$8,393	Down 3.2%	\$7,889	\$7,680
Percent of expenditures for instruction**	61.8%	Down from 63.0%	65.9%	66.8%
Percent of expenditures for teacher salaries**	61.1%	Up from 60.0%	64.9%	66.0%
ESEA composite index score	73.2	Down from 93.2	79.7	85.7

\* Length of contract = 185+ days.

\*\*Prior year audited financial data available.

**EVALUATION RESULTS**

	Teachers	Students*	Parents*
Number of surveys returned	35	71	44
Percent satisfied with learning environment	94.3%	94.3%	93.2%
Percent satisfied with social and physical environment	100.0%	94.3%	90.9%
Percent satisfied with school-home relations	71.5%	90.2%	65.9%

\*Only students at the highest elementary school grade level at this school and their parents were included.

Comprehensive detail, including definitions of ratings, performance criteria, and explanations of status, is available on [www.ed.sc.gov](http://www.ed.sc.gov) and [www.eoc.sc.gov](http://www.eoc.sc.gov) as well as school and school district websites.

Printed versions are available from school districts upon request.

**REPORT OF PRINCIPAL AND SCHOOL IMPROVEMENT COUNCIL**

Forts Pond Elementary School is a professional learning community that focuses on academic achievement as we “Live, Learn and Lead.”

We are dedicated to preparing students to be self-directed, caring, creative and collaborative citizens of the 21st century. Our dedication was recognized as we were again named a Title I Reward School for Performance as one of the highest performing Title I schools in the state.

In 2013-2014, our school was recognized as one of 30 schools in South Carolina in The Leader in Me program. We are in the process of becoming a “Lighthouse School” under this program. The Leader in Me is a whole-school transformation model that equips students with the self-confidence and skills they need to thrive in the 21st century. The entire staff was trained in “The 7 Habits of Highly Effective People” by FranklinCovey. During the 2014-2015 school year, parents will participate in this training.

Our professional development continued to center on enhancing our ability to provide brain compatible learning environments, effective instructional strategies and active student engagement in learning. We continued to receive instructional coaching from expert consultants to strengthen our abilities to provide these conditions in every classroom. We also participated in professional development to enhance our learning and implementation of academic standards.

Since writing continues to be a challenge for many of our students, we worked collaboratively with a literacy consultant to study student writing samples and to plan instruction to meet the instructional needs of each student.

Students at FPES fulfilled their civic responsibilities through participation in Jump Rope For Heart, Relay For Life and our annual canned food drive. Several classes worked with volunteers from Michelin to complete school beautification projects. Students also planned a Veterans Day celebration to honor local veterans.

Our PTO was instrumental in providing funds to support school initiatives. It funded our first mural painted by our fifth-grade classes, field studies and art display cases. The PTO also assisted with the cost of outdoor beautification projects and additional radios for safety purposes. Peaceful Playground game boards were painted on the playground as we structured physical activities during recess.

As we look forward to continued improvement, FPES will continue to serve as a school dedicated to our community, empowering students to be self-directed, caring, creative and collaborative citizens of the 21st century.

Principal Michelle Smith and SIC Chair Amanda Powell

**Abbreviations Key**

**N/A**-Not Applicable

**N/AV**-Not Available

**N/C**-Not Collected

**N/R**-Not Reported

**I/S**-Insufficient Sample

**TBD**-To Be Determined