



SC Annual School Report Card Summary

Lake Murray Elementary
 LEXINGTON 1
 Grades: PK-5 Enrollment: 666
 Principal: Devona L. Price
 Superintendent: Dr. Karen C. Woodward
 Board Chair: Cynthia S. Smith

PERFORMANCE

Comprehensive detail, including definitions of ratings, performance criteria, and explanations of status, is available on www.ed.sc.gov and www.eoc.sc.gov as well as school and school district websites. Printed versions are available from school districts upon request.

YEAR	ABSOLUTE RATING	GROWTH RATING	PALMETTO GOLD AND SILVER AWARD		ESEA/FEDERAL ACCOUNTABILITY RATING SYSTEM	
			General Performance	Closing the Gap	ESEA Grade	Accountability Indicator
2014	Excellent	Excellent	TBD	TBD	A	N/A
2013	Excellent	Good	GOLD	SILVER	A	N/A
2012	Excellent	Excellent	GOLD	N/A	A	N/A

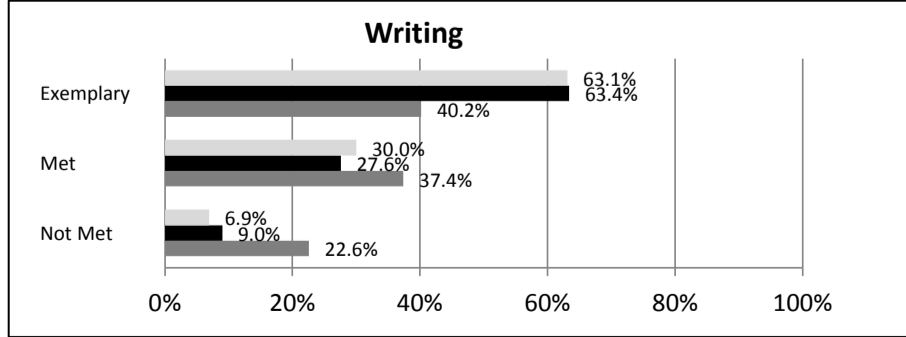
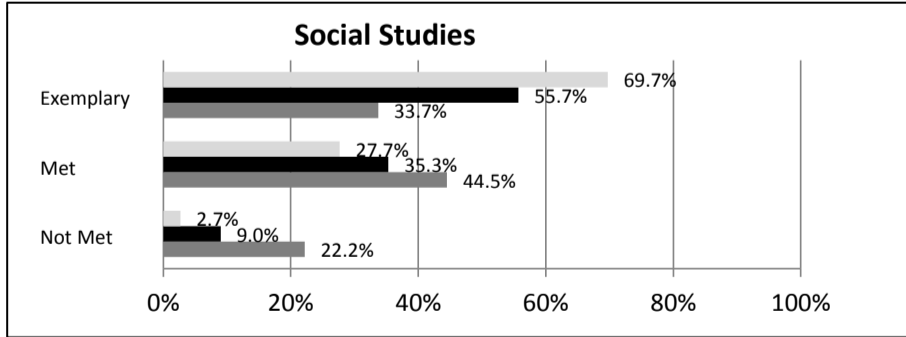
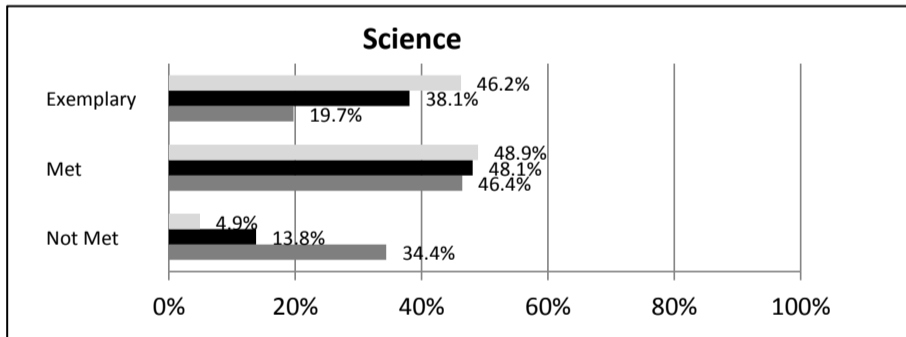
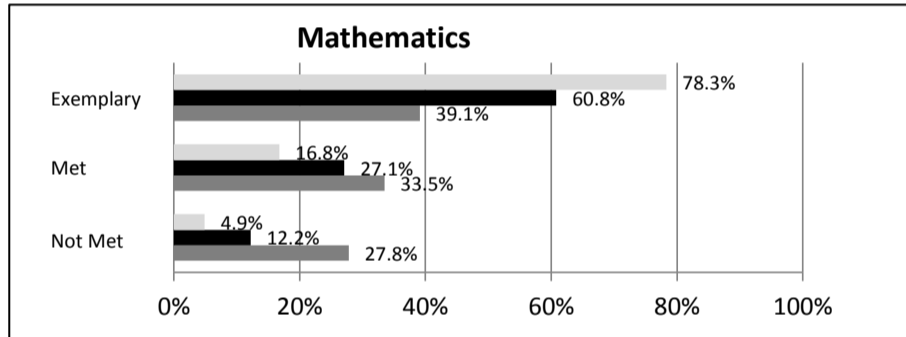
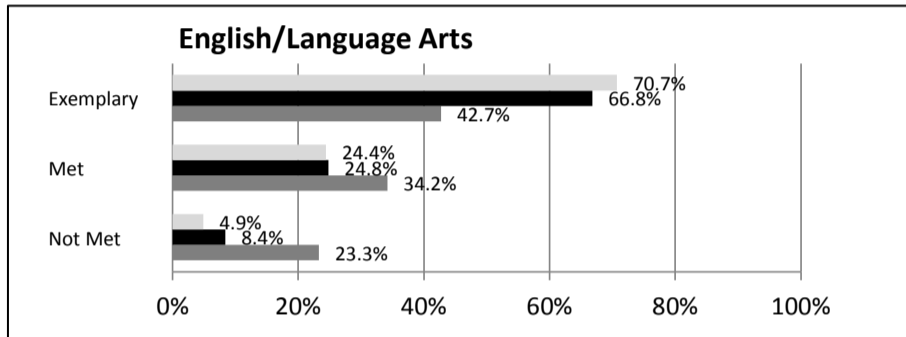
ABSOLUTE RATINGS OF ELEMENTARY SCHOOLS WITH STUDENTS LIKE OURS*

EXCELLENT	GOOD	AVERAGE	BELOW AVERAGE	AT-RISK
19	0	1	0	0

* Ratings are calculated with data available by 04/27/2015. Schools with Students Like Ours are Elementary Schools with Poverty Indices of no more than 5% above or below the index for this school.

SC PASS PERFORMANCE

Our School Elementary Schools with Students Like Ours Elem Schools Statewide



NAEP*

*Performance reported for SC and nation, data not available at school level. Percentages at NAEP Achievement Levels.



SC PERFORMANCE VISION
 By 2020 all students will graduate with the knowledge and skills necessary to compete successfully in the global economy, participate in a democratic society and contribute positively as members of families and communities.

Abbreviations Key

N/A-Not Applicable N/AV-Not Available N/C-Not Collected N/R-Not Reported I/S-Insufficient Sample TBD-To Be Determined

**Lake Murray Elementary
LEXINGTON 1**

SCHOOL PROFILE

	Our School	Change from Last Year	Elementary Schools with Students Like Ours	Median Elementary Schools
Students (n = 666)				
Retention rate	0.2%	No change	0.6%	1.0%
Attendance rate	96.5%	Up from 96.4%	97.1%	96.5%
Served by gifted and talented program	20.8%	Up from 19.8%	15.8%	7.3%
With disabilities	8.4%	Down from 8.8%	9.6%	12.5%
Older than usual for grade	0.0%	Down from 0.1%	0.8%	1.8%
Out-of-school suspensions or expulsions for violent and/or criminal offenses	0.0%	No change	0.0%	0.0%
Teachers (n = 43)				
Teachers with advanced degrees	67.4%	Down from 69.8%	64.0%	62.3%
Continuing contract teachers	83.7%	Down from 88.4%	86.2%	81.2%
Teachers returning from previous year	86.4%	Up from 75.6%	91.5%	88.4%
Teacher attendance rate	95.9%	Up from 95.1%	95.2%	95.3%
Average teacher salary*	\$49,020	Down 2.4%	\$49,103	\$47,902
Classes not taught by highly qualified teachers	0.0%	No change	0.0%	0.0%
Professional development days/teacher	8.7 days	Up from 8.4 days	9.7 days	10.9 days
School				
Principal's years at school	4.0	Up from 3.0	3.0	4.0
Student-teacher ratio in core subjects	21.6 to 1	Down from 22.3 to 1	20.4 to 1	19.9 to 1
Prime instructional time	91.7%	Up from 91.2%	91.3%	90.7%
Opportunities in the arts	Good	No change	Good	Good
SACS accreditation	Yes	No change	Yes	Yes
Parents attending conferences	97.1%	Down from 97.8%	100.0%	100.0%
Character development program	Excellent	No change	Excellent	Excellent
Dollars spent per pupil**	\$7,557	Up 4.4%	\$7,549	\$7,680
Percent of expenditures for instruction**	65.4%	Up from 65.0%	69.6%	66.8%
Percent of expenditures for teacher salaries**	64.7%	Up from 64.0%	68.8%	66.0%
ESEA composite index score	100.0	Up from 99.0	93.6	85.7

* Length of contract = 185+ days.

**Prior year audited financial data available.

EVALUATION RESULTS

	Teachers	Students*	Parents*
Number of surveys returned	29	105	38
Percent satisfied with learning environment	100.0%	95.2%	100.0%
Percent satisfied with social and physical environment	100.0%	92.3%	97.4%
Percent satisfied with school-home relations	93.1%	91.4%	97.4%

*Only students at the highest elementary school grade level at this school and their parents were included.

Comprehensive detail, including definitions of ratings, performance criteria, and explanations of status, is available on www.ed.sc.gov and www.eoc.sc.gov as well as school and school district websites.

Printed versions are available from school districts upon request.

REPORT OF PRINCIPAL AND SCHOOL IMPROVEMENT COUNCIL

Lake Murray Elementary shines as we live our mission of “Anchored in Leadership... Anchored in Learning.” This year, more than 85 visitors from throughout the state joined us for our second annual Leadership Day as we showcased our student leaders. LMES students learn leadership skills through serving others with activities such as Jump Rope For Heart, the Juvenile Diabetes Association Walk and Relay For Life. Our students and staff made care packages for soldiers, had a school food and coat drive, and collected supplies for a local pet shelter.☒

LMES students demonstrate leadership not only in service to others but also as they “Sharpen the Saw” with personal health and wellness activities such as Special Olympics, Girls on the Run, Boys Run Hard and the Boosterthon Fun Run. As we continue to support our students as leaders, Lake Murray Elementary remains one of only nine schools in South Carolina to be recognized as a Lighthouse School through the FranklinCovey The Leader in Me program.☒

This year, families enjoyed Habits at Home workshops led by students. Family Bingo Night, Student-Led Conference Night, Family Reading Night, Family Leadership Night and Murrayfest are some of the ways that our families and communities came together throughout this school year.☒

Great leaders make great learners! In addition to our leadership model, Lake Murray Elementary continues to achieve academic success with an “Excellent” Absolute Rating on the state-generated annual school report card. We were also awarded a Palmetto Gold Award for academic performance and a Palmetto Silver Award for closing achievement gaps.☒

As with any school year, there are always challenges. Teachers are working diligently to increase technology and real-world learning opportunities that will prepare students to be well-rounded 21st century students and citizens. Ongoing challenges to student learning include the rapid growth of our school and district, increased class size due to budget constraints and the ongoing challenge of expanding learning experiences in an already very compact day.☒

Through our partnerships with families and communities, and with an increased focus on communication, collaboration, creativity and critical thinking, we know that Lake Murray Elementary will continue to be at the forefront of student leadership and academic excellence.☒

Principal Devona L. Price and SIC Chair Ed Pearce

Abbreviations Key

N/A-Not Applicable

N/AV-Not Available

N/C-Not Collected

N/R-Not Reported

I/S-Insufficient Sample

TBD-To Be Determined