



SC Annual School Report Card Summary

Midway Elementary
LEXINGTON 1

Grades: K-5

Enrollment: 770

Principal: Janet M. Fickling

Superintendent: Dr. Karen C. Woodward

Board Chair: Cynthia S. Smith

PERFORMANCE

Comprehensive detail, including definitions of ratings, performance criteria, and explanations of status, is available on www.ed.sc.gov and www.eoc.sc.gov as well as school and school district websites. Printed versions are available from school districts upon request.

YEAR	ABSOLUTE RATING	GROWTH RATING	PALMETTO GOLD AND SILVER AWARD		ESEA/FEDERAL ACCOUNTABILITY RATING SYSTEM	
			General Performance	Closing the Gap	ESEA Grade	Accountability Indicator
2014	Excellent	Excellent	TBD	TBD	A	N/A
2013	Excellent	Excellent	GOLD	N/A	A	N/A
2012	Excellent	Excellent	GOLD	SILVER	A	N/A

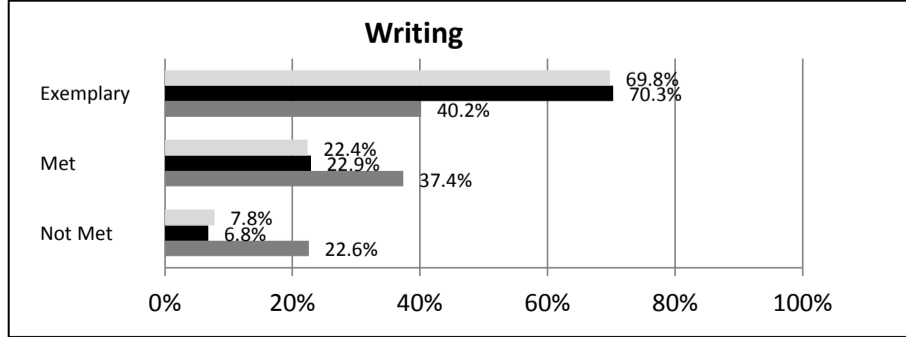
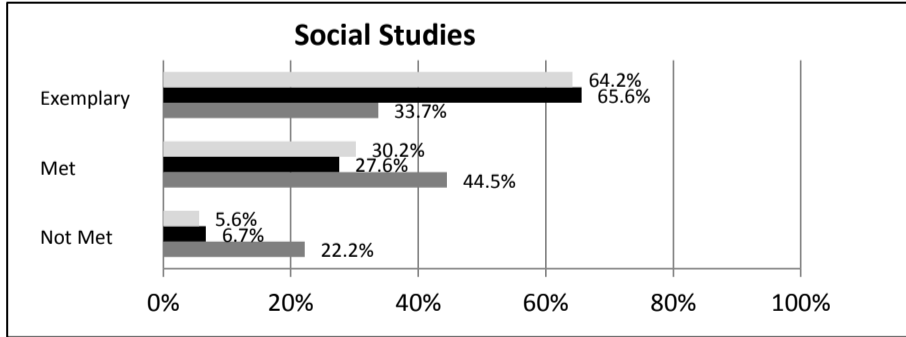
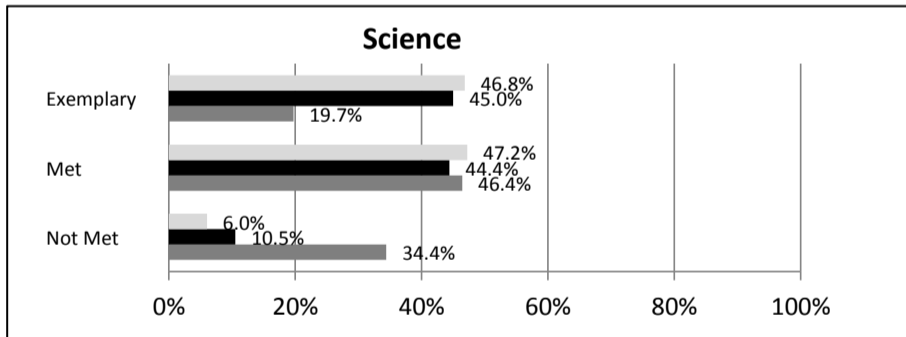
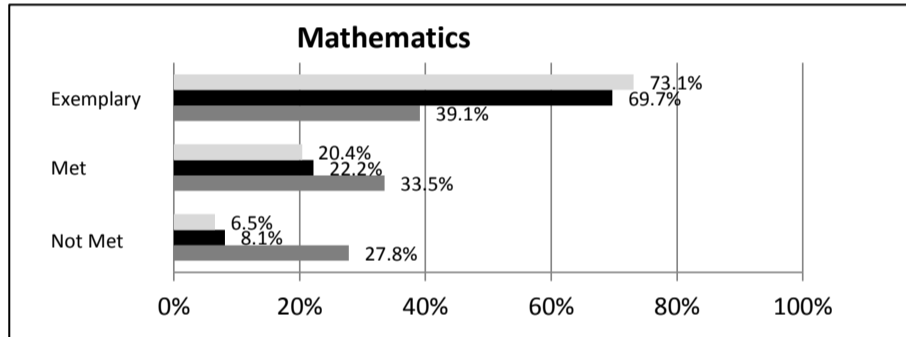
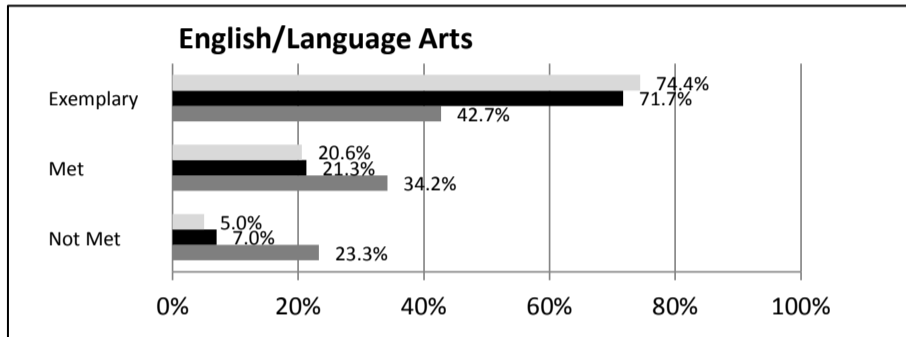
ABSOLUTE RATINGS OF ELEMENTARY SCHOOLS WITH STUDENTS LIKE OURS*

EXCELLENT	GOOD	AVERAGE	BELOW AVERAGE	AT-RISK
18	0	0	0	0

* Ratings are calculated with data available by 04/27/2015. Schools with Students Like Ours are Elementary Schools with Poverty Indices of no more than 5% above or below the index for this school.


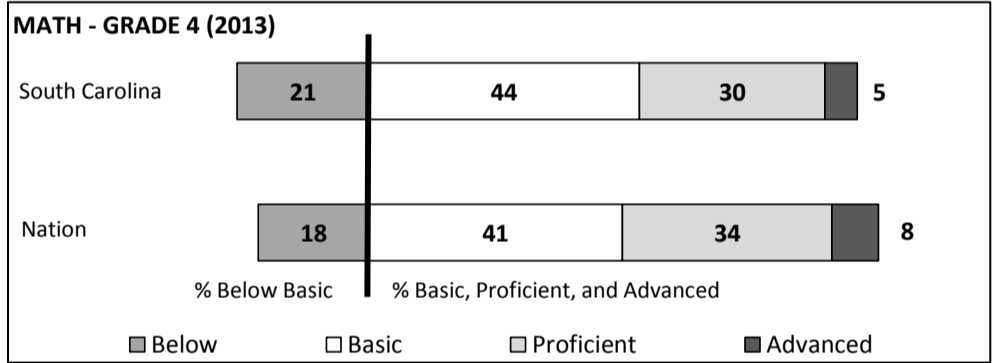
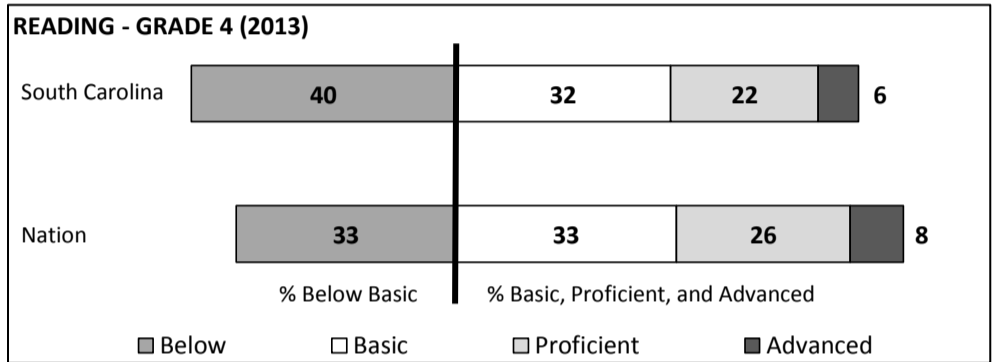
SC PASS PERFORMANCE

Our School Elementary Schools with Students Like Ours Elem Schools Statewide



NAEP*

*Performance reported for SC and nation, data not available at school level. Percentages at NAEP Achievement Levels.



SC PERFORMANCE VISION
By 2020 all students will graduate with the knowledge and skills necessary to compete successfully in the global economy, participate in a democratic society and contribute positively as members of families and communities.

Abbreviations Key

N/A-Not Applicable

N/AV-Not Available

N/C-Not Collected

N/R-Not Reported

I/S-Insufficient Sample

TBD-To Be Determined

**Midway Elementary
LEXINGTON 1**

SCHOOL PROFILE

	Our School	Change from Last Year	Elementary Schools with Students Like Ours	Median Elementary Schools
Students (n = 770)				
Retention rate	0.7%	Down from 0.8%	0.5%	1.0%
Attendance rate	96.9%	Up from 96.8%	97.1%	96.5%
Served by gifted and talented program	12.6%	Down from 21.5%	19.8%	7.3%
With disabilities	14.2%	Down from 14.9%	10.7%	12.5%
Older than usual for grade	0.8%	Down from 1.3%	0.5%	1.8%
Out-of-school suspensions or expulsions for violent and/or criminal offenses	0.0%	No change	0.0%	0.0%
Teachers (n = 54)				
Teachers with advanced degrees	64.8%	Down from 66.7%	65.2%	62.3%
Continuing contract teachers	75.9%	No change	85.8%	81.2%
Teachers returning from previous year	81.4%	Up from 78.1%	90.4%	88.4%
Teacher attendance rate	96.3%	Up from 95.0%	95.8%	95.3%
Average teacher salary*	\$47,494	Down 0.1%	\$50,056	\$47,902
Classes not taught by highly qualified teachers	0.0%	No change	0.0%	0.0%
Professional development days/teacher	29.1 days	Up from 25.7 days	10.7 days	10.9 days
School				
Principal's years at school	3.0	Up from 2.0	5.5	4.0
Student-teacher ratio in core subjects	19.5 to 1	Up from 19.4 to 1	21.6 to 1	19.9 to 1
Prime instructional time	92.8%	Up from 91.4%	91.5%	90.7%
Opportunities in the arts	Good	No change	Good	Good
SACS accreditation	Yes	No change	Yes	Yes
Parents attending conferences	100.0%	Up from 99.2%	100.0%	100.0%
Character development program	Excellent	No change	Excellent	Excellent
Dollars spent per pupil**	\$7,544	Up 2.4%	\$7,219	\$7,680
Percent of expenditures for instruction**	70.3%	Up from 70.0%	71.1%	66.8%
Percent of expenditures for teacher salaries**	69.7%	Up from 69.0%	70.5%	66.0%
ESEA composite index score	96.9	Down from 99.9	97.2	85.7

* Length of contract = 185+ days.

**Prior year audited financial data available.

EVALUATION RESULTS

	Teachers	Students*	Parents*
Number of surveys returned	61	140	69
Percent satisfied with learning environment	96.8%	91.5%	91.3%
Percent satisfied with social and physical environment	100.0%	88.6%	94.2%
Percent satisfied with school-home relations	96.8%	91.5%	73.5%

*Only students at the highest elementary school grade level at this school and their parents were included.

Comprehensive detail, including definitions of ratings, performance criteria, and explanations of status, is available on www.ed.sc.gov and www.eoc.sc.gov as well as school and school district websites.

Printed versions are available from school districts upon request.

REPORT OF PRINCIPAL AND SCHOOL IMPROVEMENT COUNCIL

Midway Elementary School kicked off 2013-2014 with facility renovations that included new carpet and tile. This work complemented our focus on creating organized and welcoming environments that promote learning.

The faculty participated in professional development based on "The 7 Habits of Highly Effective People." This study helped to focus our teaching, learning and interactions on fundamentals needed for student success.

The MES PTO provided professional development that allowed teachers to work with educational consultants on rigor and engagement to maximize student learning. The consultants coached teachers in the classrooms to support the development of best practices for 21st Century Learners. This focus continued as students led our 21st Century Skills for Global Citizens Fair.

Through the support of our PTO and SIC, we continued to create and supply two STEM Labs with necessary materials. The challenges of having two labs are the time needed for intense instruction and the need for funding of certified staff.

Student leadership opportunities happened in groups such as the Recycling Team, Morning News Crew and Safety Patrol, and through the responsibilities given to individual students with Reading Buddies and special student groups. This marked the second year for our Student Council, which sponsored events to support our school's service projects, helped make celebratory decisions for the school and provided input on school improvements.

MES invested in a computerized reading program called "Reading Counts." After reading books on their Lexile Level, students take quick computerized tests to self-check for understanding. This program and the First in Math program are technologically driven and designed to personalize learning at school and home.

The French Partial Immersion Program worked to build resources, even though it remains a challenge to do so. The French Immersion Committee provided funding for two additional iPads in each French classroom.

The use of technology to communicate within our community allows for quick and prompt input from all community members. Community support is evident as Eagle Scouts completed various projects for our school, including new outdoor tables, refurbishment of our outdoor classroom and five themed outdoor gardens for learning.

For the 13th year, MES received a Palmetto Gold Award for general performance. The South Carolina chapter of the National School Public Relations Association recognized MES with four communication awards for our newsletter, website, video and calendar.

Principal Jan Fickling and SIC Chair Nelson Bermas

Abbreviations Key

N/A-Not Applicable

N/AV-Not Available

N/C-Not Collected

N/R-Not Reported

I/S-Insufficient Sample

TBD-To Be Determined