



SC Annual School Report Card Summary

Oak Grove Elementary School
 LEXINGTON 1
 Grades: PK-5 Enrollment: 689
 Principal: Sherry Cariens
 Superintendent: Dr. Karen C. Woodward
 Board Chair: Cynthia S. Smith

PERFORMANCE

Comprehensive detail, including definitions of ratings, performance criteria, and explanations of status, is available on www.ed.sc.gov and www.eoc.sc.gov as well as school and school district websites. Printed versions are available from school districts upon request.

YEAR	ABSOLUTE RATING	GROWTH RATING	PALMETTO GOLD AND SILVER AWARD		ESEA/FEDERAL ACCOUNTABILITY RATING SYSTEM	
			General Performance	Closing the Gap	ESEA Grade	Accountability Indicator
2014	Excellent	Good	TBD	TBD	A	N/A
2013	Excellent	Good	GOLD	SILVER	A	N/A
2012	Excellent	Excellent	GOLD	SILVER	A	N/A

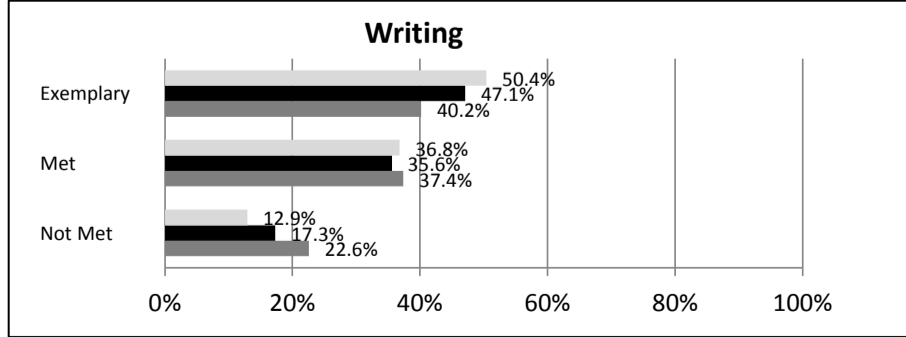
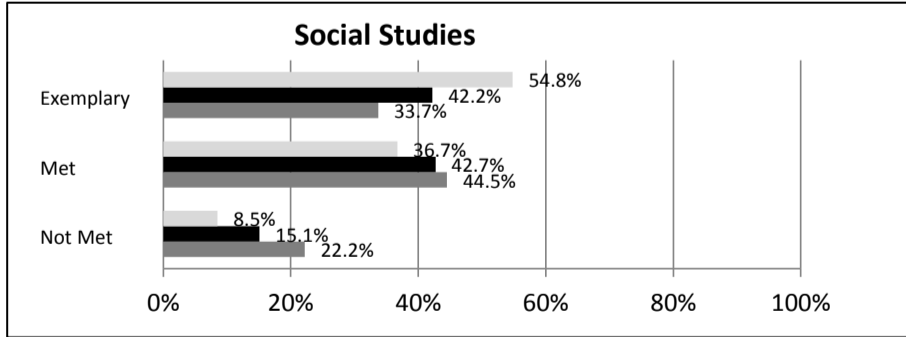
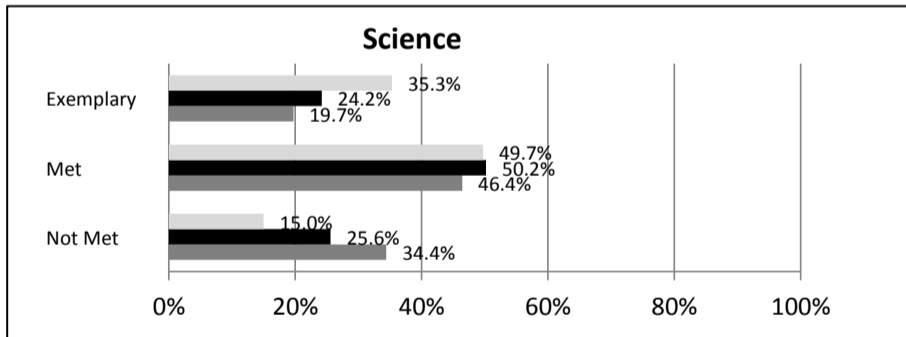
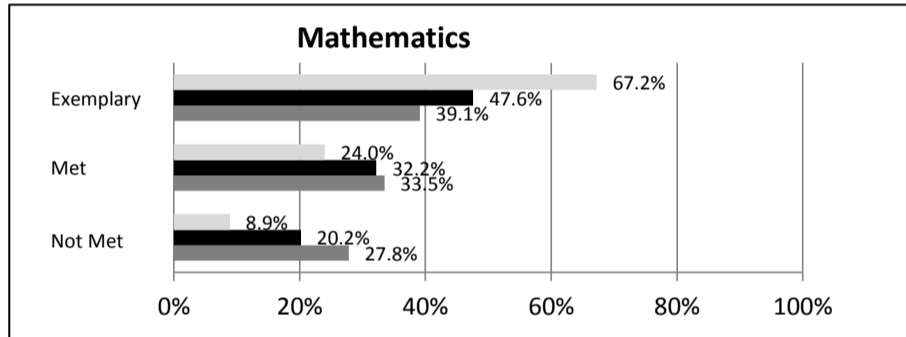
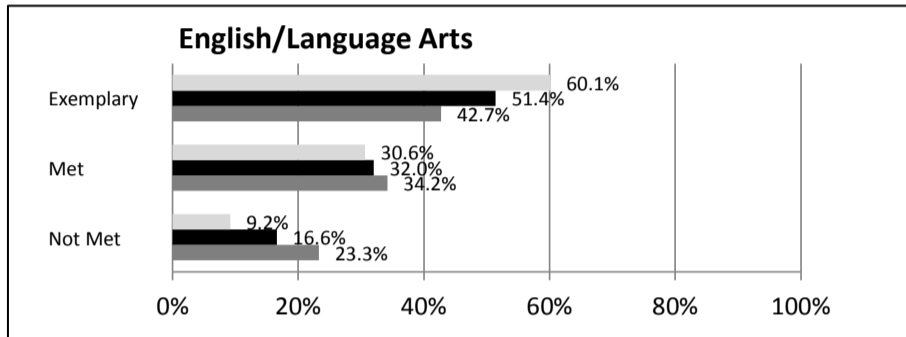
ABSOLUTE RATINGS OF ELEMENTARY SCHOOLS WITH STUDENTS LIKE OURS*

EXCELLENT	GOOD	AVERAGE	BELOW AVERAGE	AT-RISK
46	25	7	1	0

* Ratings are calculated with data available by 04/27/2015. Schools with Students Like Ours are Elementary Schools with Poverty Indices of no more than 5% above or below the index for this school.

SC PASS PERFORMANCE

Our School Elementary Schools with Students Like Ours Elem Schools Statewide



NAEP*

*Performance reported for SC and nation, data not available at school level. Percentages at NAEP Achievement Levels.



SC PERFORMANCE VISION

By 2020 all students will graduate with the knowledge and skills necessary to compete successfully in the global economy, participate in a democratic society and contribute positively as members of families and communities.

Abbreviations Key

N/A-Not Applicable N/AV-Not Available N/C-Not Collected N/R-Not Reported I/S-Insufficient Sample TBD-To Be Determined

**Oak Grove Elementary School
LEXINGTON 1**

SCHOOL PROFILE

	Our School	Change from Last Year	Elementary Schools with Students Like Ours	Median Elementary Schools
Students (n = 689)				
Retention rate	0.3%	No change	0.5%	1.0%
Attendance rate	95.6%	Down from 96.2%	96.7%	96.5%
Served by gifted and talented program	9.7%	No change	10.4%	7.3%
With disabilities	11.1%	Down from 11.3%	11.4%	12.5%
Older than usual for grade	0.3%	Down from 0.8%	1.3%	1.8%
Out-of-school suspensions or expulsions for violent and/or criminal offenses	0.0%	No change	0.0%	0.0%
Teachers (n = 43)				
Teachers with advanced degrees	69.8%	Up from 65.1%	63.5%	62.3%
Continuing contract teachers	86.0%	Up from 79.1%	82.4%	81.2%
Teachers returning from previous year	80.8%	Down from 83.3%	89.8%	88.4%
Teacher attendance rate	93.9%	Down from 94.6%	95.4%	95.3%
Average teacher salary*	\$46,983	Up 0.1%	\$49,832	\$47,902
Classes not taught by highly qualified teachers	0.0%	No change	0.0%	0.0%
Professional development days/teacher	11.9 days	Up from 6.2 days	11.7 days	10.9 days
School				
Principal's years at school	4.0	Up from 3.0	5.0	4.0
Student-teacher ratio in core subjects	21.0 to 1	Up from 20.0 to 1	20.6 to 1	19.9 to 1
Prime instructional time	89.2%	Down from 90.5%	91.5%	90.7%
Opportunities in the arts	Good	No change	Good	Good
SACS accreditation	Yes	No change	Yes	Yes
Parents attending conferences	98.1%	Down from 98.3%	100.0%	100.0%
Character development program	Excellent	No change	Excellent	Excellent
Dollars spent per pupil**	\$7,073	Up 2.9%	\$7,017	\$7,680
Percent of expenditures for instruction**	65.7%	Down from 66.0%	68.0%	66.8%
Percent of expenditures for teacher salaries**	64.7%	Up from 64.0%	67.0%	66.0%
ESEA composite index score	99.9	Down from 100.0	92.1	85.7

* Length of contract = 185+ days.

**Prior year audited financial data available.

EVALUATION RESULTS

	Teachers	Students*	Parents*
Number of surveys returned	55	93	53
Percent satisfied with learning environment	98.2%	89.2%	92.5%
Percent satisfied with social and physical environment	98.2%	90.3%	90.4%
Percent satisfied with school-home relations	98.2%	95.7%	77.4%

*Only students at the highest elementary school grade level at this school and their parents were included.

Comprehensive detail, including definitions of ratings, performance criteria, and explanations of status, is available on www.ed.sc.gov and www.eoc.sc.gov as well as school and school district websites.

Printed versions are available from school districts upon request.

REPORT OF PRINCIPAL AND SCHOOL IMPROVEMENT COUNCIL

We are happy to report that 2013-2014 has been another great year for Oak Grove Elementary School. We have dedicated students, teachers, administrators and parents working together preparing our students to be 21st century learners and leaders. Our students continue to excel personally and academically. We received the S.C. Department of Education's Palmetto Gold Award in recognition of our academic performance and the Palmetto Silver Award for closing achievement gaps.☐

OGES updated our motto to "Leading Today the Patriot Way," and we completed year three of a three-year process to become a Lighthouse School through FranklinCovey. As a result, we received "The Leader in Me Lighthouse School" status. This was the result of four years of hard work by staff and students studying and living "The Leader in Me" and "The 7 Habits of Highly Effective People." With student leadership an integral part of the regular curriculum, discipline issues decreased, academic achievement increased and student confidence skyrocketed!☐

Our student leadership program supports our LexLeads initiative. We used three FranklinCovey books as references to support student leadership: "The Leader in Me," "The 7 Habits of Highly Effective People" and "The 7 Habits of Highly Effective Families."☐

Meeting the needs of our diverse population presents challenges. Our data indicates that many of our students are in need of support in the area of writing. Our success with the Response to Intervention program, however, helped us provide needed support for continued student progress. Teachers used collaborative planning sessions, Curriculum Unit Plans and results from end of unit assessments to diagnose further students' academic weaknesses.☐

Our professional learning community participated in book studies that included "How to Grade for Learning," by Ken O'Connor and "The Five Dysfunctions of a Team" by Patrick Lencioni. We also participated in staff development through FranklinCovey that included The Leader in Me program's implementation strategies for our students.☐

The SIC and PTA include active volunteers who serve the Oak Grove community with countless hours of service. The PTA supports the LexLearns initiative through the purchase of our First In Math program. Family night flashlight walks sponsored by the PTA support the LexLives initiative and one of the 7 Habits, "Sharpen the Saw." We strived to place an increased emphasis on healthy lifestyles and a strong school-community partnership to increase physical activity. The PTA also organized fundraisers to upgrade the playground area. The SIC joined this effort and received a grant for \$8,000 that will provide a shade structure. Our SIC sponsored "Twizzlers for Troops" in honor of Military Appreciation month and collected 8,467 treats for troops.☐

We look forward to 2014-2015 with all its challenges and opportunities. We will continue to prepare our students to be 21st century learners and leaders.☐

Principal Sherry P. Cariens and SIC Chair Tricia Miller

Abbreviations Key

N/A-Not Applicable

N/AV-Not Available

N/C-Not Collected

N/R-Not Reported

I/S-Insufficient Sample

TBD-To Be Determined