



SC Annual School Report Card Summary

West Lee Elementary School
LEE COUNTY
Grades: PK-5 **Enrollment: 185**
Principal: Angela K. Jacobs
Superintendent: Dr. Wanda Andrews
Board Chair: Ms. Sanya Moses

PERFORMANCE

Comprehensive detail, including definitions of ratings, performance criteria, and explanations of status, is available on www.ed.sc.gov and www.eoc.sc.gov as well as school and school district websites. Printed versions are available from school districts upon request.

YEAR	ABSOLUTE RATING	GROWTH RATING	PALMETTO GOLD AND SILVER AWARD		ESEA/FEDERAL ACCOUNTABILITY RATING SYSTEM	
			General Performance	Closing the Gap	ESEA Grade	Accountability Indicator
2014	Below Average	Average	TBD	TBD	F	N/A
2013	Below Average	Excellent	GOLD	SILVER	D	N/A
2012	Below Average	Average	N/A	N/A	F	N/A

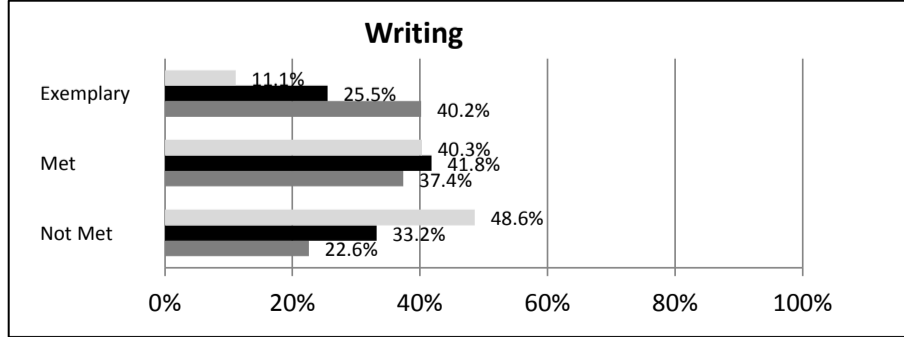
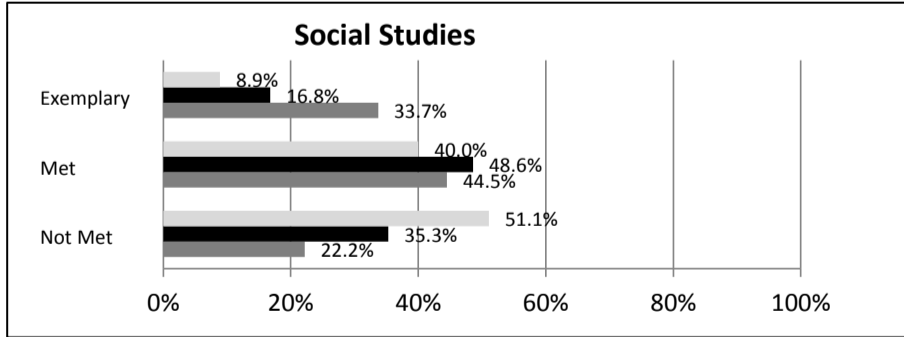
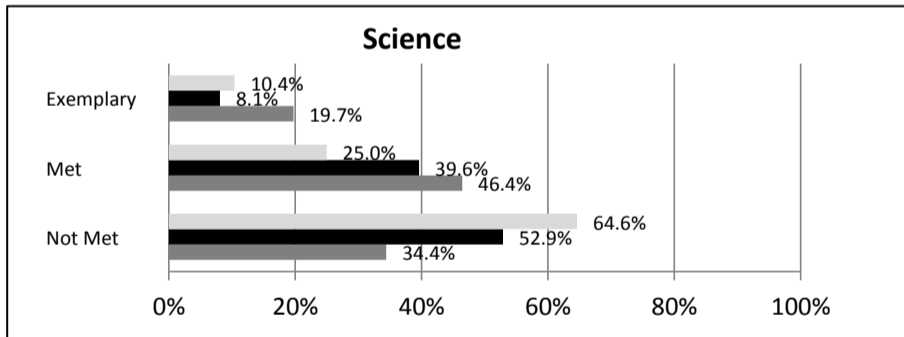
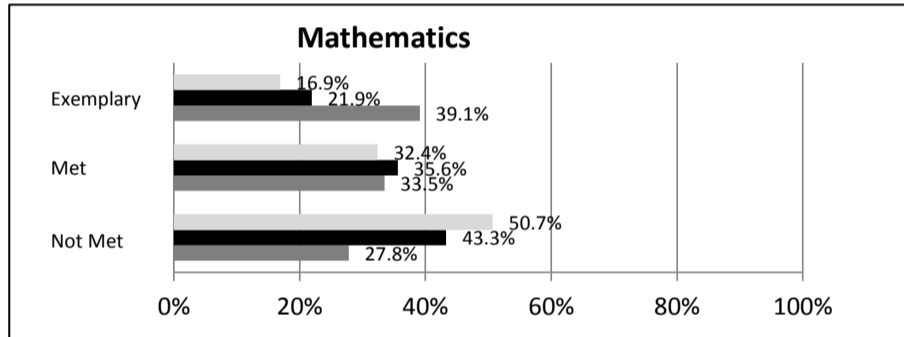
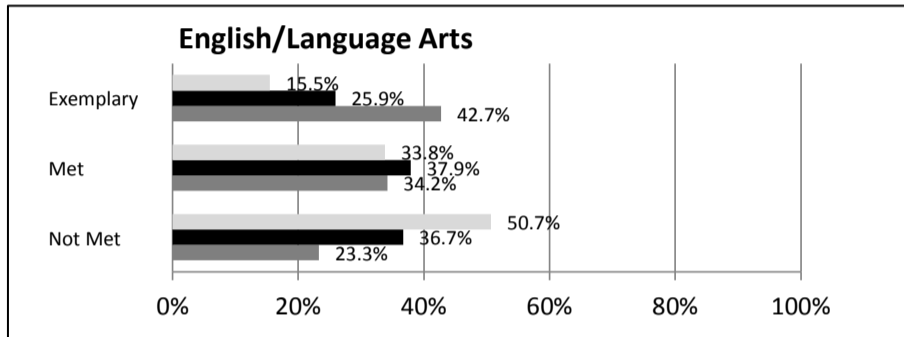
ABSOLUTE RATINGS OF ELEMENTARY SCHOOLS WITH STUDENTS LIKE OURS*

EXCELLENT	GOOD	AVERAGE	BELOW AVERAGE	AT-RISK
1	6	92	46	16

* Ratings are calculated with data available by 04/27/2015. Schools with Students Like Ours are Elementary Schools with Poverty Indices of no more than 5% above or below the index for this school.


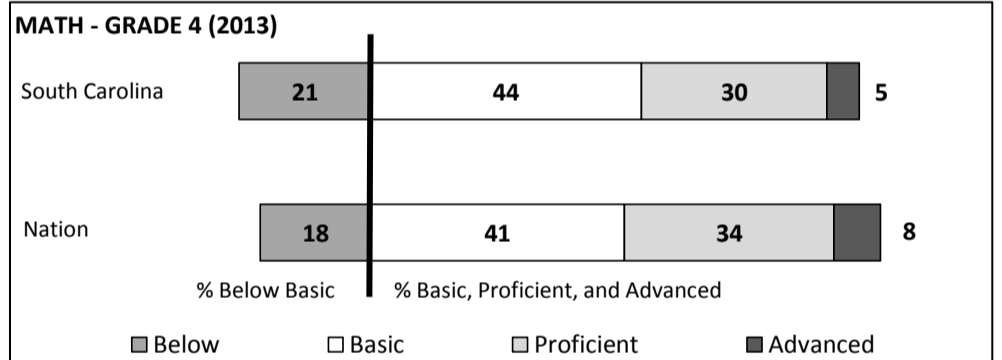
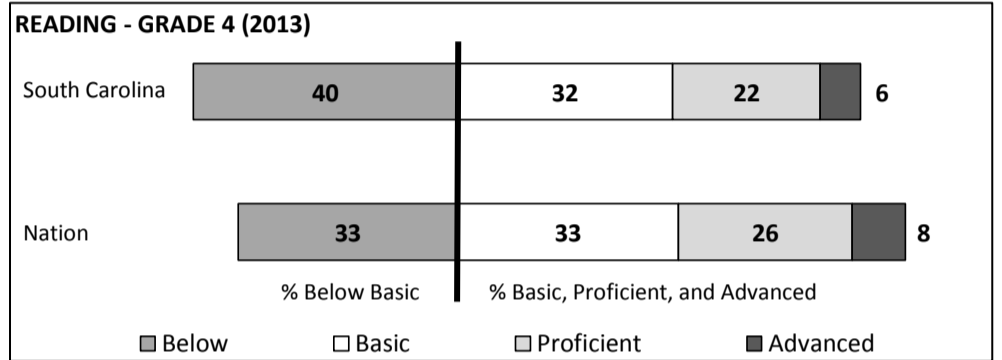
SC PASS PERFORMANCE

Our School Elementary Schools with Students Like Ours Elem Schools Statewide



NAEP*

*Performance reported for SC and nation, data not available at school level. Percentages at NAEP Achievement Levels.



SC PERFORMANCE VISION

By 2020 all students will graduate with the knowledge and skills necessary to compete successfully in the global economy, participate in a democratic society and contribute positively as members of families and communities.

Abbreviations Key

N/A-Not Applicable N/AV-Not Available N/C-Not Collected N/R-Not Reported I/S-Insufficient Sample TBD-To Be Determined

**West Lee Elementary School
LEE COUNTY**

SCHOOL PROFILE

	Our School	Change from Last Year	Elementary Schools with Students Like Ours	Median Elementary Schools
Students (n = 185)				
Retention rate	0.6%	No change	1.6%	1.0%
Attendance rate	95.3%	Down from 98.7%	96.0%	96.5%
Served by gifted and talented program	1.0%	Down from 2.7%	2.5%	7.3%
With disabilities	16.8%	Up from 16.3%	14.2%	12.5%
Older than usual for grade	2.1%	Down from 2.2%	2.9%	1.8%
Out-of-school suspensions or expulsions for violent and/or criminal offenses	0.0%	No change	0.0%	0.0%
Teachers (n = 14)				
Teachers with advanced degrees	50.0%	Up from 44.4%	59.4%	62.3%
Continuing contract teachers	50.0%	Down from 61.1%	73.4%	81.2%
Teachers returning from previous year	75.8%	Up from 71.4%	83.3%	88.4%
Teacher attendance rate	97.2%	Up from 93.4%	95.3%	95.3%
Average teacher salary*	\$40,731	Up 1.8%	\$45,638	\$47,902
Classes not taught by highly qualified teachers	0.0%	No change	0.0%	0.0%
Professional development days/teacher	5.8 days	Up from 4.8 days	10.2 days	10.9 days
School				
Principal's years at school	1.0	Down from 2.0	3.5	4.0
Student-teacher ratio in core subjects	18.7 to 1	Up from 12.7 to 1	18.4 to 1	19.9 to 1
Prime instructional time	92.4%	Up from 88.7%	90.3%	90.7%
Opportunities in the arts	Poor	Down from Good	Good	Good
SACS accreditation	Yes	No change	Yes	Yes
Parents attending conferences	71.0%	Down from 100.0%	100.0%	100.0%
Character development program	Below Average	N/A	Excellent	Excellent
Dollars spent per pupil**	\$11,523	Up 8.5%	\$8,788	\$7,680
Percent of expenditures for instruction**	56.5%	Down from 62.0%	64.3%	66.8%
Percent of expenditures for teacher salaries**	55.8%	Up from 55.0%	63.8%	66.0%
ESEA composite index score	57.0	Down from 64.5	69.5	85.7

* Length of contract = 185+ days.

**Prior year audited financial data available.

EVALUATION RESULTS

	Teachers	Students*	Parents*
Number of surveys returned	16	23	17
Percent satisfied with learning environment	62.5%	78.2%	76.4%
Percent satisfied with social and physical environment	81.3%	62.5%	64.7%
Percent satisfied with school-home relations	43.8%	83.3%	62.6%

*Only students at the highest elementary school grade level at this school and their parents were included.

Comprehensive detail, including definitions of ratings, performance criteria, and explanations of status, is available on www.ed.sc.gov and www.eoc.sc.gov as well as school and school district websites.

Printed versions are available from school districts upon request.

REPORT OF PRINCIPAL AND SCHOOL IMPROVEMENT COUNCIL

In the 2013-2014 school year, West Lee Elementary School continued with the theme, "a small school with a BIG heart!" The school's mission is to provide engaging, quality instruction that encourages students to meet high academic standards and empowers them to be successful in an ever changing society. As a Title I school, located in Rembert, SC and a part of the Lee County School District, West Lee Elementary's commitment to the success of all students creates the foundation for the teaching and learning that occurs in our school.

Teachers at West Lee Elementary School participated in professional development sessions that reflected these areas: Common Core Standards, Writing Effective Lesson Plans, Creating Individual Learning Plans, Data Analysis and Positive Action. These sessions allowed teachers to receive information on best practices and then implement the strategies in their everyday instruction.

Data from the Palmetto Assessment of State Standards (PASS), Measurement of Academic Progress (MAP) and classroom assessments were utilized to plan for and implement instructional programs.

We are very proud of our achievements as a school community. This year West Lee Elementary was the recipient of the Palmetto Gold and Silver Award. We also continued our ROAR punch card and celebrations, ABC Awards and our Quarterly Pinning Ceremonies. All students in grades K-5 participated in school-wide musical performances. West Lee Elementary hosted a school-wide Spelling Bee, participated in the district Spelling Bee and also competed in the Regional Spelling Bee. We were also participants in the District Math Challenge. The awards and accomplishments prove that we are a school where student's academic achievement remains our highest priority. These achievements could not have been accomplished without the dedicated focus on our staff, professional development, and continued implementation of best practices in instruction in all core subject areas.

West Lee Elementary continues to encourage family and community involvement in our school by promoting our belief that children benefit most when all of the adults in their lives work in harmony to encourage their academic and social achievements. By hosting a variety of family and student-centered events throughout the school year, we strive to keep our stakeholders informed in our progress. We will continue to focus on encouraging, empowering, and engaging our entire school community in supporting our students and putting them on the path to higher achievements and continued success.

Angela K. Jacobs, Principal

Tracy Montgomery, SIC Chair

Abbreviations Key

N/A-Not Applicable

N/AV-Not Available

N/C-Not Collected

N/R-Not Reported

I/S-Insufficient Sample

TBD-To Be Determined