



SC Annual School Report Card Summary

BROCKINGTON ELEMENTARY
FLORENCE COUNTY SCHOOL DISTRICT FOUR
 Grades: PK-5 Enrollment: 385
 Principal: Mrs. Mary T. Brayboy
 Superintendent: Dr. Andre Boyd
 Board Chair: Ms. Lillie M. Joe

PERFORMANCE

Comprehensive detail, including definitions of ratings, performance criteria, and explanations of status, is available on www.ed.sc.gov and www.eoc.sc.gov as well as school and school district websites. Printed versions are available from school districts upon request.

YEAR	ABSOLUTE RATING	GROWTH RATING	PALMETTO GOLD AND SILVER AWARD		ESEA/FEDERAL ACCOUNTABILITY RATING SYSTEM	
			General Performance	Closing the Gap	ESEA Grade	Accountability Indicator
2014	At-Risk	Below Average	TBD	TBD	F	Priority
2013	At-Risk	Average	N/A	N/A	F	N/A
2012	At-Risk	Average	N/A	N/A	F	N/A

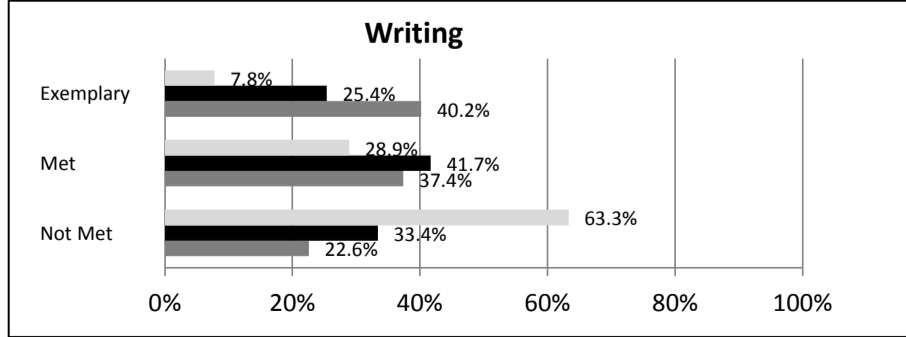
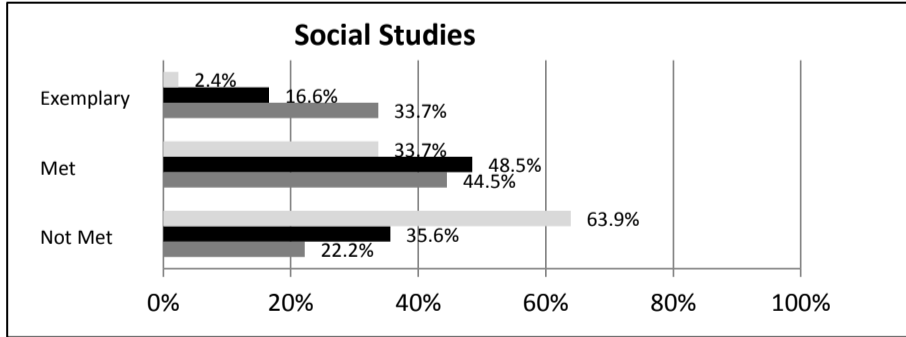
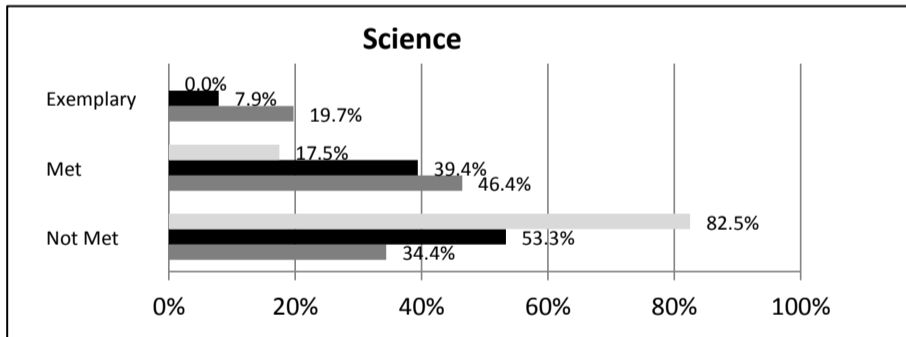
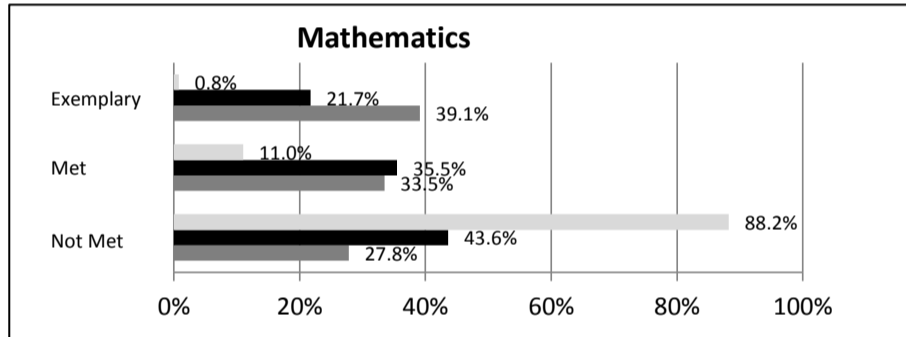
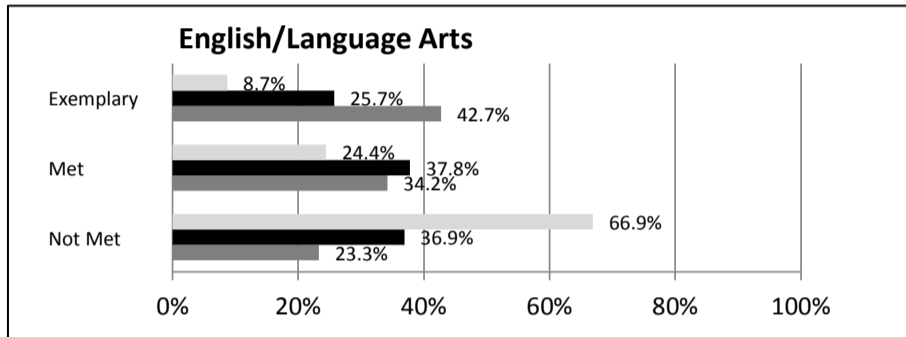
ABSOLUTE RATINGS OF ELEMENTARY SCHOOLS WITH STUDENTS LIKE OURS*

EXCELLENT	GOOD	AVERAGE	BELOW AVERAGE	AT-RISK
1	5	88	45	16

* Ratings are calculated with data available by 04/27/2015. Schools with Students Like Ours are Elementary Schools with Poverty Indices of no more than 5% above or below the index for this school.

SC PASS PERFORMANCE

Our School Elementary Schools with Students Like Ours Elem Schools Statewide



NAEP*

*Performance reported for SC and nation, data not available at school level. Percentages at NAEP Achievement Levels.



SC PERFORMANCE VISION
 By 2020 all students will graduate with the knowledge and skills necessary to compete successfully in the global economy, participate in a democratic society and contribute positively as members of families and communities.

Abbreviations Key

N/A-Not Applicable N/AV-Not Available N/C-Not Collected N/R-Not Reported I/S-Insufficient Sample TBD-To Be Determined

**BROCKINGTON ELEMENTARY
FLORENCE COUNTY SCHOOL DISTRICT FOUR**

SCHOOL PROFILE

	Our School	Change from Last Year	Elementary Schools with Students Like Ours	Median Elementary Schools
Students (n = 385)				
Retention rate	5.6%	Up from 3.7%	1.6%	1.0%
Attendance rate	96.6%	Down from 99.7%	96.0%	96.5%
Served by gifted and talented program	0.0%	No change	2.5%	7.3%
With disabilities	8.6%	Down from 9.9%	14.0%	12.5%
Older than usual for grade	5.0%	Up from 3.1%	2.9%	1.8%
Out-of-school suspensions or expulsions for violent and/or criminal offenses	0.0%	N/A	0.0%	0.0%
Teachers (n = 21)				
Teachers with advanced degrees	66.7%	Up from 54.5%	59.4%	62.3%
Continuing contract teachers	52.4%	Down from 63.6%	73.3%	81.2%
Teachers returning from previous year	63.7%	Down from 70.8%	83.2%	88.4%
Teacher attendance rate	93.9%	N/A	95.2%	95.3%
Average teacher salary*	\$41,772	Up 3.1%	\$45,638	\$47,902
Classes not taught by highly qualified teachers	20.5%	Down from 65.6%	0.0%	0.0%
Professional development days/teacher	16.9 days	N/A	9.9 days	10.9 days
School				
Principal's years at school	2.0	N/A	4.0	4.0
Student-teacher ratio in core subjects	15.8 to 1	N/A	18.4 to 1	19.9 to 1
Prime instructional time	89.6%	N/A	90.2%	90.7%
Opportunities in the arts	Poor	N/A	Good	Good
SACS accreditation	Yes	N/A	Yes	Yes
Parents attending conferences	95.0%	N/A	100.0%	100.0%
Character development program	Good	N/A	Excellent	Excellent
Dollars spent per pupil**	\$5,922	Up 29.5%	\$8,691	\$7,680
Percent of expenditures for instruction**	61.8%	Down from 79.0%	64.1%	66.8%
Percent of expenditures for teacher salaries**	61.2%	Down from 78.0%	63.8%	66.0%
ESEA composite index score	10.9	Down from 34.5	68.9	85.7

* Length of contract = 185+ days.

**Prior year audited financial data available.

EVALUATION RESULTS

	Teachers	Students*	Parents*
Number of surveys returned	17	N/R	N/R
Percent satisfied with learning environment	58.8%	-4.0%	-4.0%
Percent satisfied with social and physical environment	70.6%	-4.0%	-4.0%
Percent satisfied with school-home relations	22.3%	-4.0%	-4.0%

*Only students at the highest elementary school grade level at this school and their parents were included.

Comprehensive detail, including definitions of ratings, performance criteria, and explanations of status, is available on www.ed.sc.gov and www.eoc.sc.gov as well as school and school district websites.

Printed versions are available from school districts upon request.

REPORT OF PRINCIPAL AND SCHOOL IMPROVEMENT COUNCIL

Dear Parents and BES Community,

The 2013-2014 school year has been one of hard work to make the great strides necessary to fulfill the expectations we have set for ourselves as educators of 21st century learners. In addition to continuing with our goal of creating literacy-centered curriculum, we have also engaged in the task of implementing and understanding the Common Core State Standards. This year the focus of our professional development includes the study of Explicit Direct Instruction (EDI) and Common Core State Standards. The combination of using EDI to implement CCSS helps teachers to deliver well-crafted effective lessons to improve instruction and increase student learning. We have begun using computer-based, as well as teacher-made, benchmarks to monitor student progress. In turn, teachers use the data they have collected to set goals, plan and modify instruction to meet individual student needs.

In addition to the core subject classes, during the school year students work to meet their academic goals by participating in (response to intervention) RTI classes that are built into their daily schedule. These classes allow students additional time to work on Reading and Math skills. Brockington Elementary also offers an After School Program, Saturday Academy and a Summer Reading Program. Curriculum enrichment and extended learning opportunities are made available through field trips (actual as well as virtual) and character education classes.

Participation from the community during PTO/SIC meetings, Fall Festival, and Curriculum (Reading, Writing, Math and Science) Night activities continue to be opportunities for parents and concerned citizens to express their support for our school's staff and students. Wal-Mart, Honda, BJT, Truluck's, Hardee's, IGA and other local businesses and churches are to be recognized for the support and well wishes extended to our school throughout the year.

We anticipate only favorable outcomes for the future and look forward to sharing our forthcoming successes with the Brockington Elementary community of supporters!

Educationally yours,

Mary T. Brayboy, BES Principal

Renee Brown, SIC

Elayne Hodges, SIC

Abbreviations Key

N/A-Not Applicable

N/AV-Not Available

N/C-Not Collected

N/R-Not Reported

I/S-Insufficient Sample

TBD-To Be Determined