



SC Annual School Report Card Summary

Latta Elementary School

DILLON 3

Grades: 2-5

Enrollment: 486

Principal: Debra P. Morris

Superintendent: John M. Kirby, Jr.

Board Chair: Betty Jo Johnson

PERFORMANCE

Comprehensive detail, including definitions of ratings, performance criteria, and explanations of status, is available on www.ed.sc.gov and www.eoc.sc.gov as well as school and school district websites. Printed versions are available from school districts upon request.

YEAR	ABSOLUTE RATING	GROWTH RATING	PALMETTO GOLD AND SILVER AWARD		ESEA/FEDERAL ACCOUNTABILITY RATING SYSTEM	
			General Performance	Closing the Gap	ESEA Grade	Accountability Indicator
2014	Good	Good	TBD	TBD	B	N/A
2013	Average	Average	N/A	N/A	C	N/A
2012	Average	Average	N/A	N/A	C	N/A

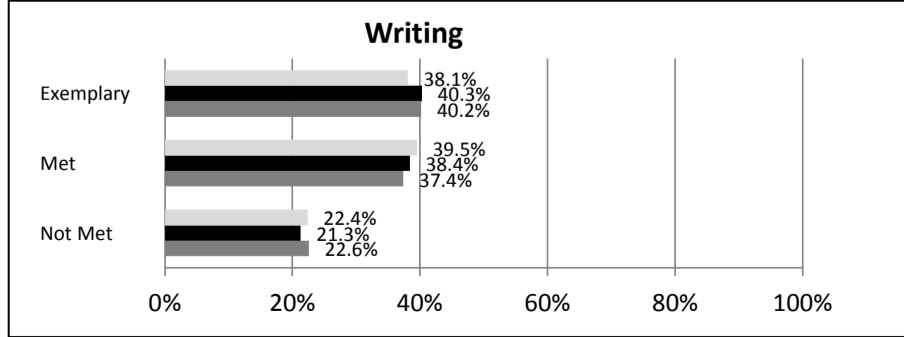
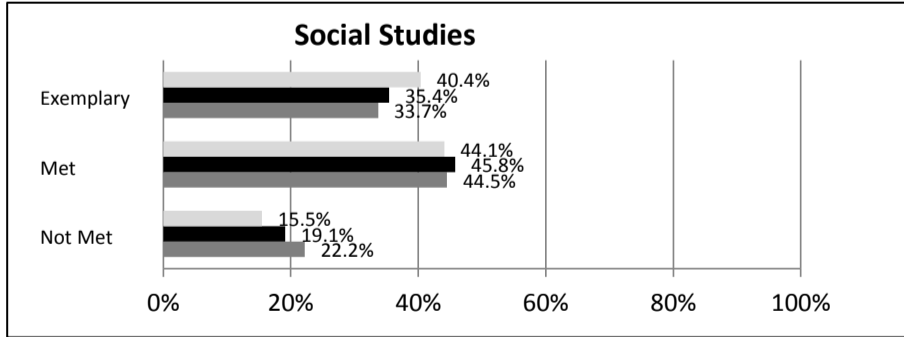
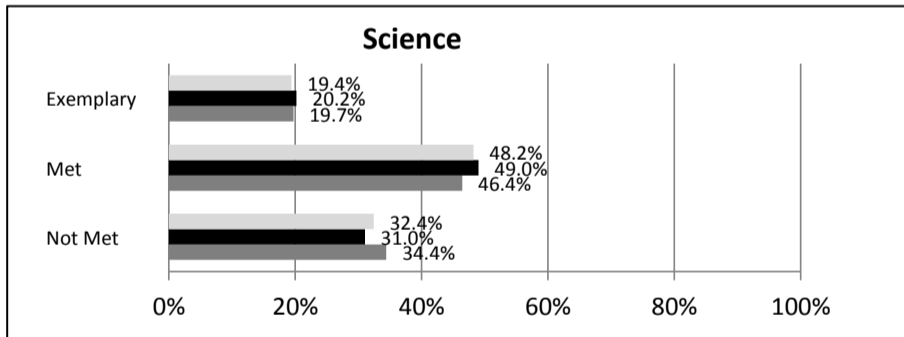
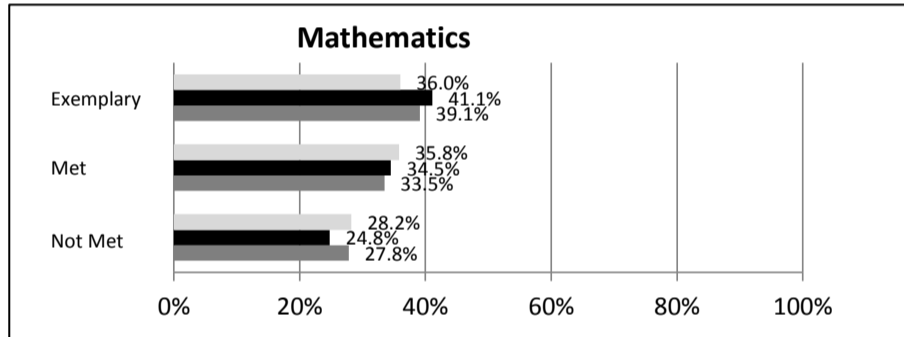
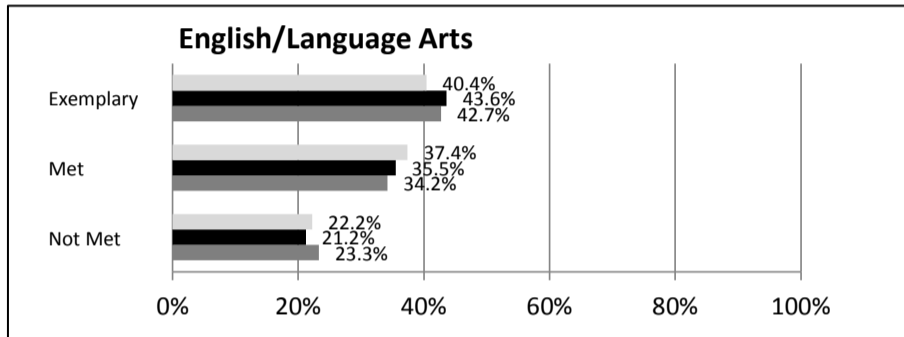
ABSOLUTE RATINGS OF ELEMENTARY SCHOOLS WITH STUDENTS LIKE OURS*

EXCELLENT	GOOD	AVERAGE	BELOW AVERAGE	AT-RISK
31	54	36	2	1

* Ratings are calculated with data available by 04/27/2015. Schools with Students Like Ours are Elementary Schools with Poverty Indices of no more than 5% above or below the index for this school.


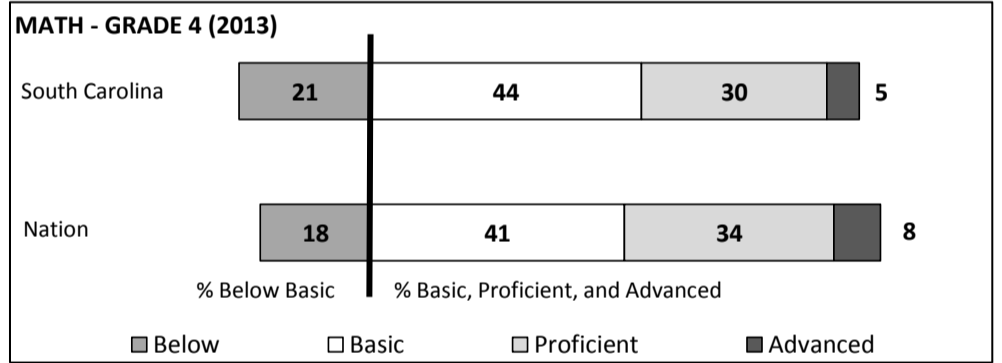
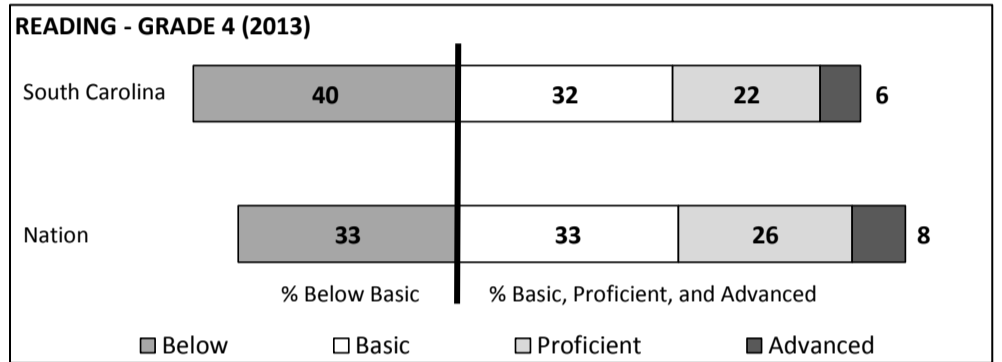
SC PASS PERFORMANCE

Our School Elementary Schools with Students Like Ours Elem Schools Statewide



NAEP*

*Performance reported for SC and nation, data not available at school level. Percentages at NAEP Achievement Levels.



SC PERFORMANCE VISION

By 2020 all students will graduate with the knowledge and skills necessary to compete successfully in the global economy, participate in a democratic society and contribute positively as members of families and communities.

Abbreviations Key

N/A-Not Applicable

N/AV-Not Available

N/C-Not Collected

N/R-Not Reported

I/S-Insufficient Sample

TBD-To Be Determined

**Latta Elementary School
DILLON 3**

SCHOOL PROFILE

	Our School	Change from Last Year	Elementary Schools with Students Like Ours	Median Elementary Schools
Students (n = 486)				
Retention rate	1.6%	Up from 0.2%	1.0%	1.0%
Attendance rate	97.4%	Up from 96.5%	96.4%	96.5%
Served by gifted and talented program	10.7%	Up from 10.1%	7.7%	7.3%
With disabilities	12.1%	Down from 12.6%	13.4%	12.5%
Older than usual for grade	2.3%	No change	2.1%	1.8%
Out-of-school suspensions or expulsions for violent and/or criminal offenses	0.0%	No change	0.0%	0.0%
Teachers (n = 27)				
Teachers with advanced degrees	55.6%	Down from 57.1%	60.9%	62.3%
Continuing contract teachers	74.1%	Down from 82.1%	83.9%	81.2%
Teachers returning from previous year	85.8%	Down from 88.5%	89.7%	88.4%
Teacher attendance rate	96.6%	Up from 96.0%	95.4%	95.3%
Average teacher salary*	\$41,067	Down 0.2%	\$48,402	\$47,902
Classes not taught by highly qualified teachers	0.0%	No change	0.0%	0.0%
Professional development days/teacher	2.4 days	Up from 0.6 days	10.1 days	10.9 days
School				
Principal's years at school	10.0	Up from 9.0	5.0	4.0
Student-teacher ratio in core subjects	22.4 to 1	Down from 23.7 to 1	20.2 to 1	19.9 to 1
Prime instructional time	93.2%	Up from 92.3%	90.3%	90.7%
Opportunities in the arts	Good	No change	Good	Good
SACS accreditation	No	Down from Yes	Yes	Yes
Parents attending conferences	98.6%	Up from 93.8%	100.0%	100.0%
Character development program	Excellent	No change	Excellent	Excellent
Dollars spent per pupil**	\$6,806	Up 18.2%	\$7,459	\$7,680
Percent of expenditures for instruction**	55.4%	Down from 57.0%	67.5%	66.8%
Percent of expenditures for teacher salaries**	55.0%	Up from 54.0%	66.5%	66.0%
ESEA composite index score	83.1	Up from 78.9	88.8	85.7

* Length of contract = 185+ days.

**Prior year audited financial data available.

EVALUATION RESULTS

	Teachers	Students*	Parents*
Number of surveys returned	29	118	86
Percent satisfied with learning environment	100.0%	82.2%	94.2%
Percent satisfied with social and physical environment	100.0%	86.1%	89.4%
Percent satisfied with school-home relations	96.6%	85.4%	66.7%

*Only students at the highest elementary school grade level at this school and their parents were included.

Comprehensive detail, including definitions of ratings, performance criteria, and explanations of status, is available on www.ed.sc.gov and www.eoc.sc.gov as well as school and school district websites.

Printed versions are available from school districts upon request.

REPORT OF PRINCIPAL AND SCHOOL IMPROVEMENT COUNCIL

Serving 2nd – 5th grades Latta Elementary has a reputation throughout our area for providing a quality education for all children of our community.☒

☒

Our special education program includes two resource teachers who serve students identified as having a learning disability and provide extra help to bring them up to grade level. The LES media center allows students the opportunity to conduct research and provides materials that meet the needs of every student’s literacy level. Our media center is the home of our morning WVIK-News Program, anchored by 5th grade students. Technology used throughout the school includes laptops for checkout, classroom VISTA systems, LightSpeed microphones and Senteo interactive response systems. Each certified staff member is issued a laptop for instructional use. Two computer labs are available for student assessment and instructional use. Every student has supervised access to the Internet, as well as a personal email account. ☒

☒

A highly qualified staff constantly seeks ways to improve through workshops, research and coursework. Teachers have common planning to allow time for team data conferences, grade level and school-wide professional development. Target students are identified for remediation in areas not mastered and are provided one on one instruction on those skills by their classroom teacher. Our GT students receive instruction and complete projects to extend their learning.☒

☒

Community involvement is important to us, as this is a key in developing well rounded individuals. Students and staff give freely to causes such as our PEAP (Pupils Exercising Against Poverty) Fundraiser. Our students are recognized throughout the year for good behavior, as well as their academic and artistic accomplishments. ☒

☒

Latta Elementary strives to fulfill its belief in the importance of providing a quality education for all children while creating a community of lifelong learners.☒

☒

Debra Morris- Principal☒

☒

Kelly Sellers- School Improvement Council Chairperson

Abbreviations Key

N/A-Not Applicable

N/AV-Not Available

N/C-Not Collected

N/R-Not Reported

I/S-Insufficient Sample

TBD-To Be Determined