



# SC Annual School Report Card Summary

Plainview Elementary School  
 CHESTERFIELD COUNTY  
 Grades: PK-6 Enrollment: 190  
 Principal: Beth Melton  
 Superintendent: J. Harrison Goodwin, Ed. D.  
 Board Chair: James N. Sweeney

## PERFORMANCE

Comprehensive detail, including definitions of ratings, performance criteria, and explanations of status, is available on [www.ed.sc.gov](http://www.ed.sc.gov) and [www.eoc.sc.gov](http://www.eoc.sc.gov) as well as school and school district websites. Printed versions are available from school districts upon request.

YEAR	ABSOLUTE RATING	GROWTH RATING	PALMETTO GOLD AND SILVER AWARD		ESEA/FEDERAL ACCOUNTABILITY RATING SYSTEM	
			General Performance	Closing the Gap	ESEA Grade	Accountability Indicator
2014	Good	Below Average	TBD	TBD	A	N/A
2013	Good	Average	N/A	N/A	A	N/A
2012	Good	Average	N/A	N/A	A	N/A

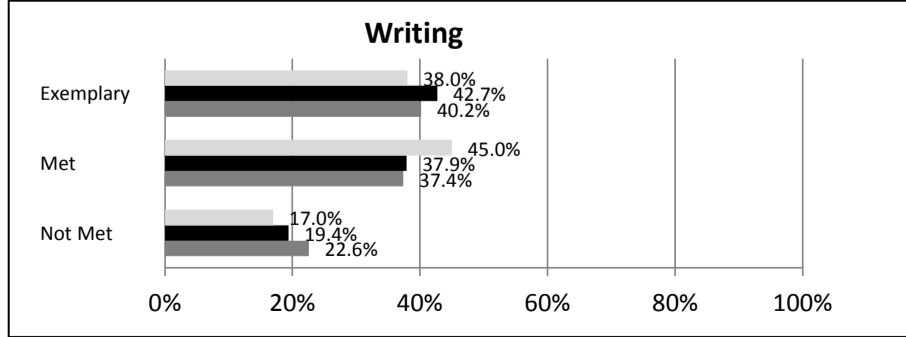
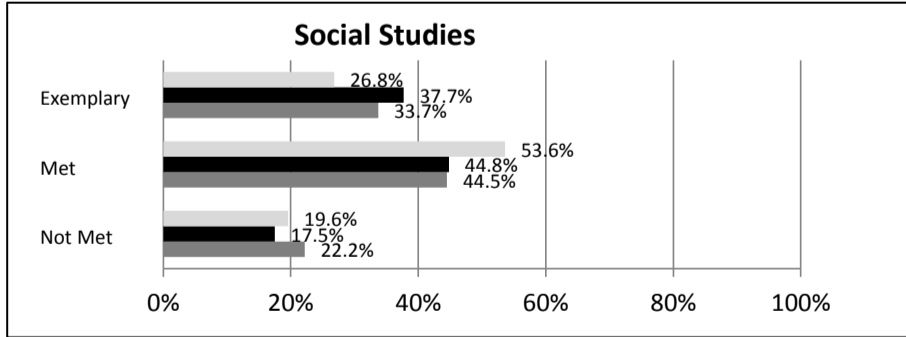
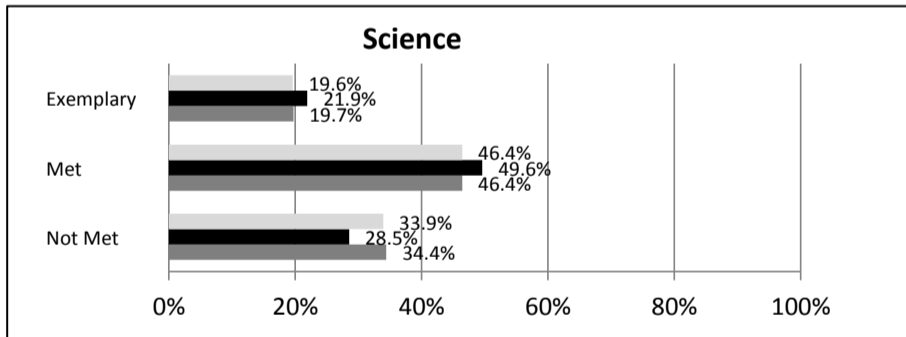
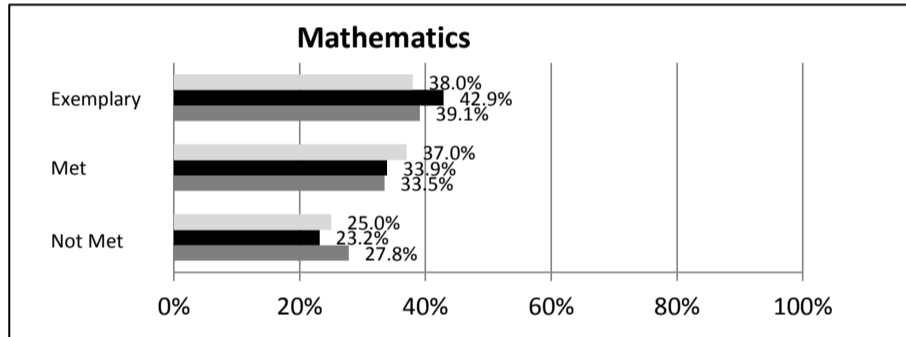
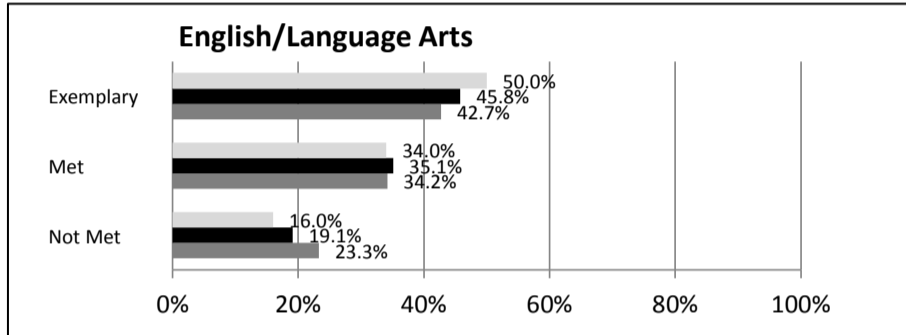
## ABSOLUTE RATINGS OF ELEMENTARY SCHOOLS WITH STUDENTS LIKE OURS\*

EXCELLENT	GOOD	AVERAGE	BELOW AVERAGE	AT-RISK
39	49	23	2	0

\* Ratings are calculated with data available by 04/27/2015. Schools with Students Like Ours are Elementary Schools with Poverty Indices of no more than 5% above or below the index for this school.

## SC PASS PERFORMANCE

Our School Elementary Schools with Students Like Ours Elem Schools Statewide



## NAEP\*

\*Performance reported for SC and nation, data not available at school level. Percentages at NAEP Achievement Levels.



**SC PERFORMANCE VISION**  
 By 2020 all students will graduate with the knowledge and skills necessary to compete successfully in the global economy, participate in a democratic society and contribute positively as members of families and communities.

### Abbreviations Key

N/A-Not Applicable    N/AV-Not Available    N/C-Not Collected    N/R-Not Reported    I/S-Insufficient Sample    TBD-To Be Determined

**Plainview Elementary School  
CHESTERFIELD COUNTY**

**SCHOOL PROFILE**

	Our School	Change from Last Year	Elementary Schools with Students Like Ours	Median Elementary Schools
<b>Students (n = 190)</b>				
Retention rate	1.7%	Down from 2.2%	1.2%	1.0%
Attendance rate	97.1%	Up from 96.3%	96.4%	96.5%
Served by gifted and talented program	9.5%	Down from 9.7%	8.2%	7.3%
With disabilities	10.6%	Up from 8.7%	12.8%	12.5%
Older than usual for grade	2.1%	Down from 4.1%	2.0%	1.8%
Out-of-school suspensions or expulsions for violent and/or criminal offenses	0.0%	No change	0.0%	0.0%
<b>Teachers (n = 14)</b>				
Teachers with advanced degrees	50.0%	Down from 54.5%	62.5%	62.3%
Continuing contract teachers	85.7%	Down from 100.0%	85.7%	81.2%
Teachers returning from previous year	96.7%	No change	90.2%	88.4%
Teacher attendance rate	93.9%	Up from 92.6%	95.3%	95.3%
Average teacher salary*	\$44,039	Up 4.6%	\$48,855	\$47,902
Classes not taught by highly qualified teachers	0.0%	No change	0.0%	0.0%
Professional development days/teacher	8.8 days	Down from 25.2 days	11.8 days	10.9 days
<b>School</b>				
Principal's years at school	4.0	Up from 3.0	6.0	4.0
Student-teacher ratio in core subjects	17.0 to 1	Down from 20.1 to 1	20.6 to 1	19.9 to 1
Prime instructional time	87.6%	Up from 84.4%	90.5%	90.7%
Opportunities in the arts	Good	No change	Good	Good
SACS accreditation	Yes	No change	Yes	Yes
Parents attending conferences	100.0%	Up from 99.2%	100.0%	100.0%
Character development program	Good	Up from Average	Excellent	Excellent
Dollars spent per pupil**	\$6,701	Up 8.7%	\$7,270	\$7,680
Percent of expenditures for instruction**	62.4%	Up from 62.0%	67.7%	66.8%
Percent of expenditures for teacher salaries**	61.8%	Up from 61.0%	66.9%	66.0%
ESEA composite index score	95.6	Down from 97.3	89.3	85.7

\* Length of contract = 185+ days.

\*\*Prior year audited financial data available.

**EVALUATION RESULTS**

	Teachers	Students*	Parents*
Number of surveys returned	13	26	19
Percent satisfied with learning environment	100.0%	96.1%	100.0%
Percent satisfied with social and physical environment	100.0%	92.3%	94.8%
Percent satisfied with school-home relations	92.4%	100.0%	73.7%

\*Only students at the highest elementary school grade level at this school and their parents were included.

Comprehensive detail, including definitions of ratings, performance criteria, and explanations of status, is available on [www.ed.sc.gov](http://www.ed.sc.gov) and [www.eoc.sc.gov](http://www.eoc.sc.gov) as well as school and school district websites.

Printed versions are available from school districts upon request.

**REPORT OF PRINCIPAL AND SCHOOL IMPROVEMENT COUNCIL**

Plainview Elementary services pre-kindergarten through sixth grade students. It has provided a quality education to this rural community for more than 50 years. Through the hard work of our students, parents, and faculty and staff, we saw many positive accomplishments throughout the year. ☒

☒ Plainview utilized MAP and Fountas and Pinnell assessment data to improve classroom instruction and student performance. Through this analysis of data, teachers were able to assess the students' strengths and weaknesses to plan instruction to meet the individual student needs. A school-wide professional development study of literacy instruction focused on small group instruction of students throughout the day within the classroom setting. This led to close analysis of student performance and more individualized/small group instruction.☒

☒ Students and faculty members at Plainview had the opportunity to participate in various community service projects through the year. Plainview faculty and staff were again recognized as having 100% participation in the school district participation of the United Way Organization. The students and faculty held a school walk-a-thon for the March of Dimes campaign. During this fundraiser, \$1,100 was raised and presented at the county March of Dimes walk. The students also worked hard to raise over \$3,000 for the Pennies for Patient campaign. Our mission statement is to encourage and celebrate success and to promote the building of good character in both the school and the community. Through these projects, the students are given the opportunity to do both.☒

☒ Plainview Elementary strives for excellence while maintaining its positive role in the community; we truly are "the little school with the big heart".

☒ Beth Melton, Principal☒

☒ Marcia Anderson, Chairman of School Improvement Council

**Abbreviations Key**

**N/A**-Not Applicable

**N/AV**-Not Available

**N/C**-Not Collected

**N/R**-Not Reported

**I/S**-Insufficient Sample

**TBD**-To Be Determined