



# SC Annual School Report Card Summary

Edwards Elementary  
 CHESTERFIELD COUNTY  
 Grades: PK-5 Enrollment: 534  
 Principal: Kim Gaskins  
 Superintendent: J. Harrison Goodwin, Ed. D.  
 Board Chair: James N. Sweeney

## PERFORMANCE

Comprehensive detail, including definitions of ratings, performance criteria, and explanations of status, is available on [www.ed.sc.gov](http://www.ed.sc.gov) and [www.eoc.sc.gov](http://www.eoc.sc.gov) as well as school and school district websites. Printed versions are available from school districts upon request.

YEAR	ABSOLUTE RATING	GROWTH RATING	PALMETTO GOLD AND SILVER AWARD		ESEA/FEDERAL ACCOUNTABILITY RATING SYSTEM	
			General Performance	Closing the Gap	ESEA Grade	Accountability Indicator
2014	Good	Average	TBD	TBD	A	Reward
2013	Good	Average	N/A	N/A	A	Reward
2012	Good	Average	N/A	N/A	A	Reward

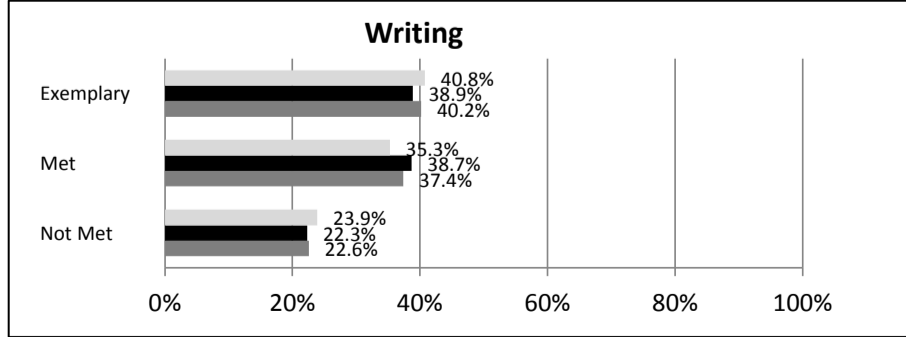
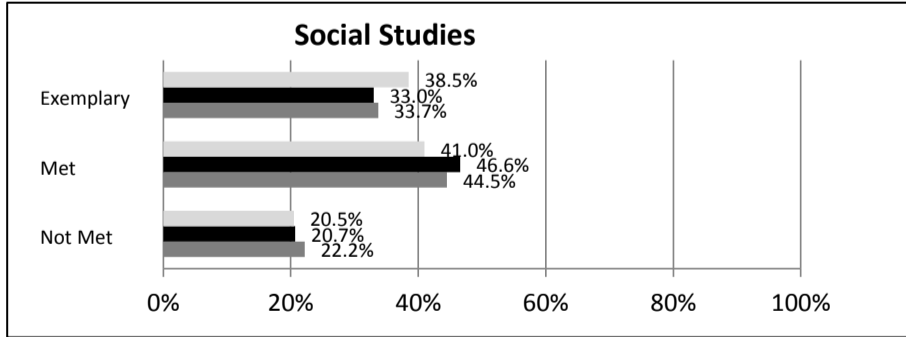
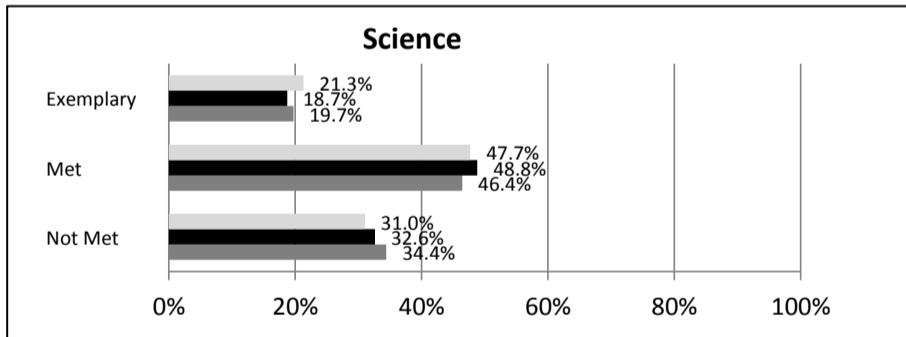
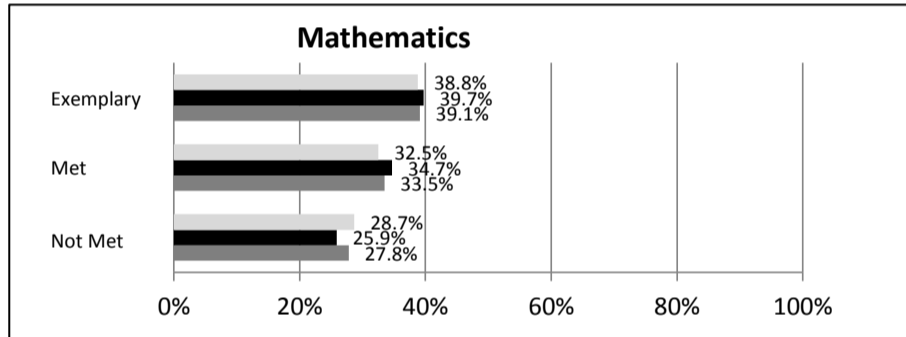
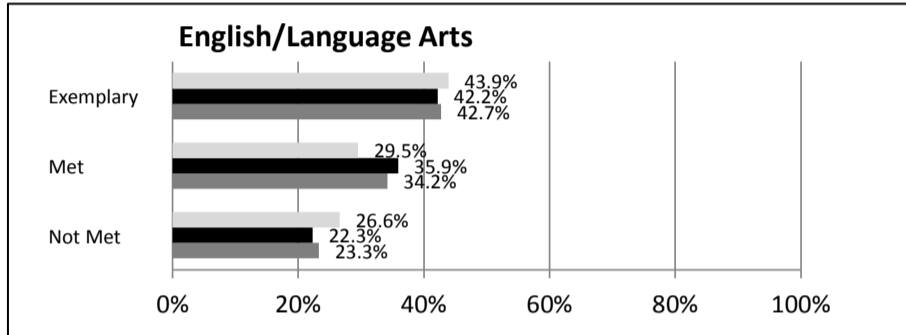
## ABSOLUTE RATINGS OF ELEMENTARY SCHOOLS WITH STUDENTS LIKE OURS\*

EXCELLENT	GOOD	AVERAGE	BELOW AVERAGE	AT-RISK
28	48	52	2	1

\* Ratings are calculated with data available by 04/27/2015. Schools with Students Like Ours are Elementary Schools with Poverty Indices of no more than 5% above or below the index for this school.

## SC PASS PERFORMANCE

Our School    Elementary Schools with Students Like Ours    Elem Schools Statewide



## NAEP\*

\*Performance reported for SC and nation, data not available at school level. Percentages at NAEP Achievement Levels.



**SC PERFORMANCE VISION**  
 By 2020 all students will graduate with the knowledge and skills necessary to compete successfully in the global economy, participate in a democratic society and contribute positively as members of families and communities.

### Abbreviations Key

N/A-Not Applicable    N/AV-Not Available    N/C-Not Collected    N/R-Not Reported    I/S-Insufficient Sample    TBD-To Be Determined

**Edwards Elementary  
CHESTERFIELD COUNTY**

**SCHOOL PROFILE**

	Our School	Change from Last Year	Elementary Schools with Students Like Ours	Median Elementary Schools
<b>Students (n = 534)</b>				
Retention rate	0.0%	Down from 1.4%	1.1%	1.0%
Attendance rate	96.5%	Up from 96.0%	96.4%	96.5%
Served by gifted and talented program	7.5%	Up from 7.4%	7.3%	7.3%
With disabilities	6.6%	Up from 4.7%	13.7%	12.5%
Older than usual for grade	1.1%	Up from 0.9%	2.1%	1.8%
Out-of-school suspensions or expulsions for violent and/or criminal offenses	0.0%	No change	0.0%	0.0%
<b>Teachers (n = 34)</b>				
Teachers with advanced degrees	76.5%	Down from 78.8%	60.7%	62.3%
Continuing contract teachers	88.2%	Down from 93.9%	83.7%	81.2%
Teachers returning from previous year	97.9%	Up from 93.6%	88.9%	88.4%
Teacher attendance rate	94.9%	Down from 95.6%	95.3%	95.3%
Average teacher salary*	\$50,449	Up 0.8%	\$48,638	\$47,902
Classes not taught by highly qualified teachers	0.0%	No change	0.0%	0.0%
Professional development days/teacher	9.9 days	Down from 19.1 days	10.4 days	10.9 days
<b>School</b>				
Principal's years at school	4.0	Up from 3.0	5.0	4.0
Student-teacher ratio in core subjects	19.6 to 1	N/A	20.2 to 1	19.9 to 1
Prime instructional time	88.9%	Down from 89.1%	90.3%	90.7%
Opportunities in the arts	Good	No change	Good	Good
SACS accreditation	Yes	No change	Yes	Yes
Parents attending conferences	100.0%	No change	100.0%	100.0%
Character development program	Average	No change	Excellent	Excellent
Dollars spent per pupil**	\$6,934	Up 2.9%	\$7,562	\$7,680
Percent of expenditures for instruction**	68.7%	Down from 69.0%	66.8%	66.8%
Percent of expenditures for teacher salaries**	68.3%	Up from 68.0%	65.9%	66.0%
ESEA composite index score	90.7	Down from 90.9	87.0	85.7

\* Length of contract = 185+ days.

\*\*Prior year audited financial data available.

**EVALUATION RESULTS**

	Teachers	Students*	Parents*
Number of surveys returned	19	69	53
Percent satisfied with learning environment	94.7%	91.3%	94.3%
Percent satisfied with social and physical environment	100.0%	85.5%	87.1%
Percent satisfied with school-home relations	94.8%	85.5%	67.3%

\*Only students at the highest elementary school grade level at this school and their parents were included.

Comprehensive detail, including definitions of ratings, performance criteria, and explanations of status, is available on [www.ed.sc.gov](http://www.ed.sc.gov) and [www.eoc.sc.gov](http://www.eoc.sc.gov) as well as school and school district websites.

Printed versions are available from school districts upon request.

**REPORT OF PRINCIPAL AND SCHOOL IMPROVEMENT COUNCIL**

The mission of Edwards Elementary is to prepare students to become responsible individuals by creating a positive environment where dedicated staff, parents, and community members work together to provide opportunities for success and creativity through academics and the arts. Due to the district's emphasis on literacy staff development, our staff continues to grow professionally through the collaborative efforts of our general education teachers, special education teachers, Interventionist and Literacy Coach. Edwards continuously strives to meet the individual needs of all students. As a result, MAP scores and Fountas and Pinnell reading levels have increased. The Kindergarten Connection program continues to bridge the gap and better prepare our students for first grade. The Kindergarten Connection program as well as Summer Enrichment for students in grades 1-5 continues through the summer to address social development and academic weaknesses. Our school continues to recognize exceptional students through our "Triple A" Plan. Edwards' "Triple A" Plan focuses on Attendance, Attitude, and Academics. Students are encouraged and rewarded each nine weeks for perfect attendance, displaying a positive attitude and excelling academically. We celebrate success! Edwards Elementary continues to stress the importance of community and parental involvement. Community service projects are held each year to support Pennies For Patients, Relay For Life, Paws & Claws, Connie Maxwell Home, and St. Jude Hospital. Edwards prides itself in continuing to have 100% parent participation throughout the school year. Contacts and relationships are established with all parents to ensure that all students have the greatest opportunity for success. We thank every parent and community member for your continued support of our school. ☺

Kim Gaskins, Principal

**Abbreviations Key**

N/A-Not Applicable

N/AV-Not Available

N/C-Not Collected

N/R-Not Reported

I/S-Insufficient Sample

TBD-To Be Determined