



# SC Annual School Report Card Summary

**Starr Elementary  
ANDERSON 3**

**Grades: PK-5**

**Enrollment: 443**

**Principal: Melissa Davis**

**Superintendent: Dr. Mason Gary**

**Board Chair: Hugh Smith**

## PERFORMANCE

Comprehensive detail, including definitions of ratings, performance criteria, and explanations of status, is available on [www.ed.sc.gov](http://www.ed.sc.gov) and [www.eoc.sc.gov](http://www.eoc.sc.gov) as well as school and school district websites. Printed versions are available from school districts upon request.

YEAR	ABSOLUTE RATING	GROWTH RATING	PALMETTO GOLD AND SILVER AWARD		ESEA/FEDERAL ACCOUNTABILITY RATING SYSTEM	
			General Performance	Closing the Gap	ESEA Grade	Accountability Indicator
2014	Excellent	Average	TBD	TBD	A	Reward
2013	Good	Good	SILVER	SILVER	A	Reward
2012	Good	Good	SILVER	N/A	B	Reward

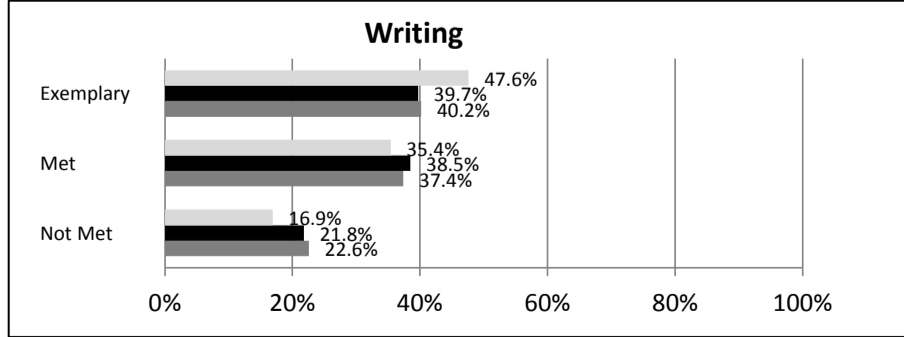
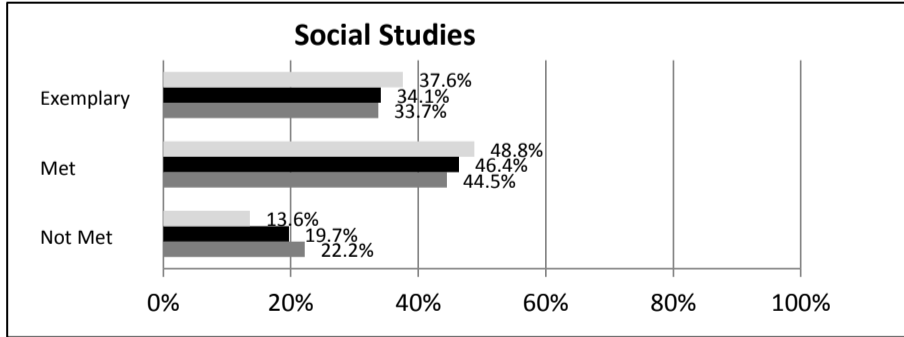
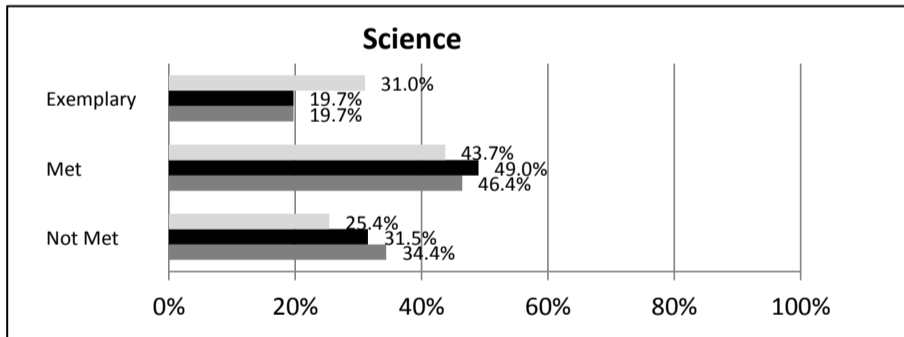
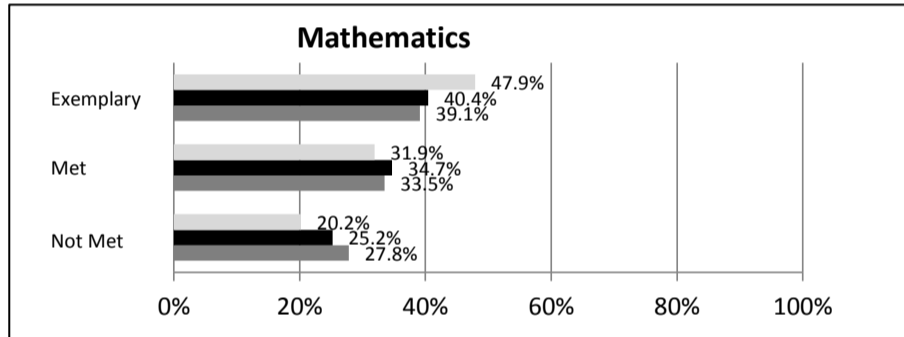
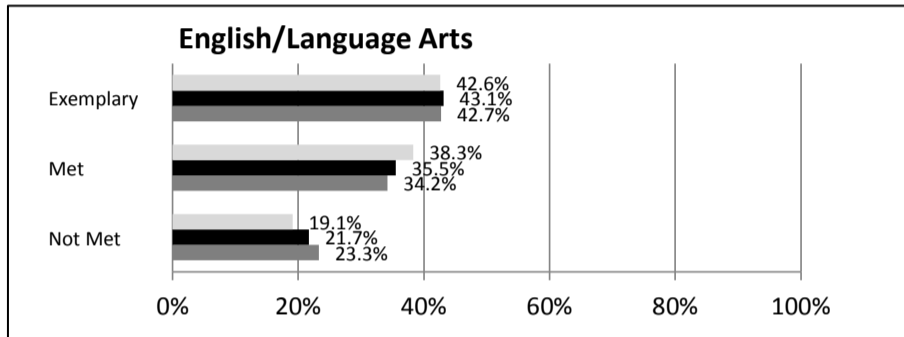
## ABSOLUTE RATINGS OF ELEMENTARY SCHOOLS WITH STUDENTS LIKE OURS\*

EXCELLENT	GOOD	AVERAGE	BELOW AVERAGE	AT-RISK
27	53	42	2	1

\* Ratings are calculated with data available by 04/27/2015. Schools with Students Like Ours are Elementary Schools with Poverty Indices of no more than 5% above or below the index for this school.


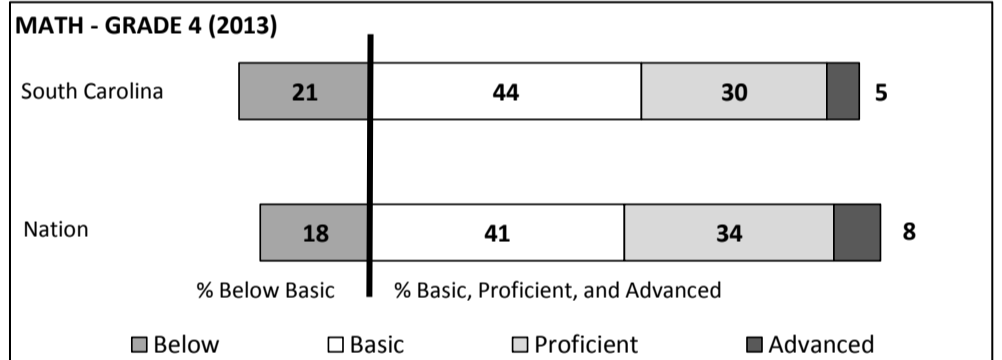
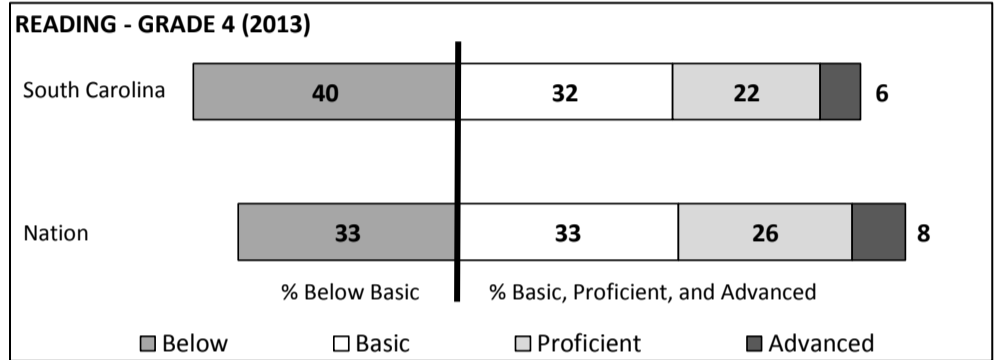
## SC PASS PERFORMANCE

Our School    Elementary Schools with Students Like Ours    Elem Schools Statewide



## NAEP\*

\*Performance reported for SC and nation, data not available at school level. Percentages at NAEP Achievement Levels.



## SC PERFORMANCE VISION

By 2020 all students will graduate with the knowledge and skills necessary to compete successfully in the global economy, participate in a democratic society and contribute positively as members of families and communities.

## Abbreviations Key

N/A-Not Applicable

N/AV-Not Available

N/C-Not Collected

N/R-Not Reported

I/S-Insufficient Sample

TBD-To Be Determined

**Starr Elementary  
ANDERSON 3**

**SCHOOL PROFILE**

	Our School	Change from Last Year	Elementary Schools with Students Like Ours	Median Elementary Schools
<b>Students (n = 443)</b>				
Retention rate	2.9%	Down from 4.7%	1.1%	1.0%
Attendance rate	96.9%	Up from 95.9%	96.4%	96.5%
Served by gifted and talented program	5.8%	Up from 5.0%	7.6%	7.3%
With disabilities	12.1%	Down from 13.6%	13.4%	12.5%
Older than usual for grade	3.6%	Down from 3.7%	2.1%	1.8%
Out-of-school suspensions or expulsions for violent and/or criminal offenses	0.0%	No change	0.0%	0.0%
<b>Teachers (n = 28)</b>				
Teachers with advanced degrees	50.0%	Down from 51.9%	60.7%	62.3%
Continuing contract teachers	89.3%	Up from 88.9%	83.3%	81.2%
Teachers returning from previous year	93.2%	Up from 88.5%	89.1%	88.4%
Teacher attendance rate	95.4%	Up from 94.1%	95.3%	95.3%
Average teacher salary*	\$47,037	Up 0.3%	\$48,237	\$47,902
Classes not taught by highly qualified teachers	0.0%	No change	0.0%	0.0%
Professional development days/teacher	11.8 days	Up from 2.1 days	10.4 days	10.9 days
<b>School</b>				
Principal's years at school	4.0	Up from 3.0	5.0	4.0
Student-teacher ratio in core subjects	21.0 to 1	Up from 20.1 to 1	19.8 to 1	19.9 to 1
Prime instructional time	91.0%	Up from 88.9%	90.4%	90.7%
Opportunities in the arts	Good	No change	Good	Good
SACS accreditation	Yes	No change	Yes	Yes
Parents attending conferences	100.0%	No change	100.0%	100.0%
Character development program	Good	No change	Excellent	Excellent
Dollars spent per pupil**	\$8,042	Up 0.5%	\$7,448	\$7,680
Percent of expenditures for instruction**	60.4%	Down from 61.0%	67.5%	66.8%
Percent of expenditures for teacher salaries**	59.2%	Up from 59.0%	66.5%	66.0%
ESEA composite index score	92.4	Down from 98.2	87.1	85.7

\* Length of contract = 185+ days.

\*\*Prior year audited financial data available.

**EVALUATION RESULTS**

	Teachers	Students*	Parents*
Number of surveys returned	30	47	28
Percent satisfied with learning environment	100.0%	82.9%	92.9%
Percent satisfied with social and physical environment	100.0%	89.1%	96.2%
Percent satisfied with school-home relations	93.5%	86.9%	71.4%

\*Only students at the highest elementary school grade level at this school and their parents were included.

Comprehensive detail, including definitions of ratings, performance criteria, and explanations of status, is available on [www.ed.sc.gov](http://www.ed.sc.gov) and [www.eoc.sc.gov](http://www.eoc.sc.gov) as well as school and school district websites.

Printed versions are available from school districts upon request.

**REPORT OF PRINCIPAL AND SCHOOL IMPROVEMENT COUNCIL**

The faculty and staff at Starr Elementary are dedicated to helping all students meet and exceed their individual abilities and help them develop to their fullest potential. Starr Elementary served 447 students in kindergarten through fifth grade during the 2013-2014 school year. All grade levels at Starr Elementary hold students accountable for mastering the state standards and striving for excellence as they are emerged with character building traits to help them in all facets of life. Starr Elementary hosted a district Jet Toy competition. The first and second place teams competed in the regional competition hosted in Clemson, S.C. Our group of three fifth graders were runner-ups in the regional competition. They qualified to fly to Detroit, Michigan to compete in the International Competition. Although we did not finish in the top three, we did come home with sportsmanship medals. For the third year in a row, Starr received a Palmetto Silver Incentive Award from the South Carolina Department of Education. The curriculum at Starr is driven by data. Academically, Starr has enriched each classroom with a literacy base environment. Starr continues to use MAP testing to help our staff better identify the strengths and weaknesses of the curriculum and their students. Benchmark assessments are given to find each child's reading level. The data driven instruction allows teachers to better meet the needs of each individual student. Many improvements have been made at Starr Elementary through the active involvement and teamwork of our faculty and staff, PTO members, parents and community members. Starr is very fortunate to have a very active and supportive PTO that helps foster the relationship between the school, home and community. With the involvement of the PTO, faculty, staff, and community, Starr Elementary hosted a Spring Fling, sponsored school dances, teacher appreciation luncheon, organized 5th grade end of year fun day, Santa's Workshop, supported our Box Top Drive, had a team participate in the Relay for Life campaign and assisted with Field Days. Many parents have volunteered numerous hours giving of their time, energy, and support to help Starr shine bright in all areas. Throughout the year, Starr conducted several award ceremonies to reward students with good grades, accelerated reader points, and terrific kids. At the end of the year Starr honored our kindergarten and 5th grade students with a graduation ceremony. Students 1st through 5th were honored during an Award's Ceremony for their achievements throughout the school year. Our first grade teacher, Ashlea Hatcher, was selected by the faculty as our Teacher of the Year. Starr Elementary strives to personally touch the lives of each student. Together with our parents and community, we are dedicated to providing our students with exciting and motivating learning experiences that will make a positive impact on each child preparing them with the necessary skills to compete in the 21st Century.

☐

Melissa Davis, Principal

Sharon Mosteller, SIC Chairperson

**Abbreviations Key**

**N/A**-Not Applicable

**N/AV**-Not Available

**N/C**-Not Collected

**N/R**-Not Reported

**I/S**-Insufficient Sample

**TBD**-To Be Determined