



SC Annual School Report Card Summary

Iva Elementary School
ANDERSON 3
 Grades: PK-5
 Principal: Eric Hughes
 Superintendent: Dr. Mason Gary
 Board Chair: Hugh Smith

Enrollment: 415

PERFORMANCE

Comprehensive detail, including definitions of ratings, performance criteria, and explanations of status, is available on www.ed.sc.gov and www.eoc.sc.gov as well as school and school district websites. Printed versions are available from school districts upon request.

YEAR	ABSOLUTE RATING	GROWTH RATING	PALMETTO GOLD AND SILVER AWARD		ESEA/FEDERAL ACCOUNTABILITY RATING SYSTEM	
			General Performance	Closing the Gap	ESEA Grade	Accountability Indicator
2014	Good	Average	TBD	TBD	A	Reward
2013	Good	Average	N/A	N/A	A	Reward
2012	Good	Excellent	GOLD	N/A	B	Reward

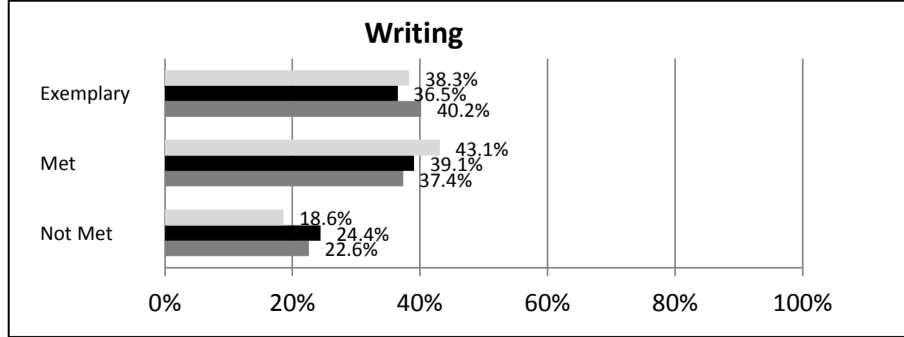
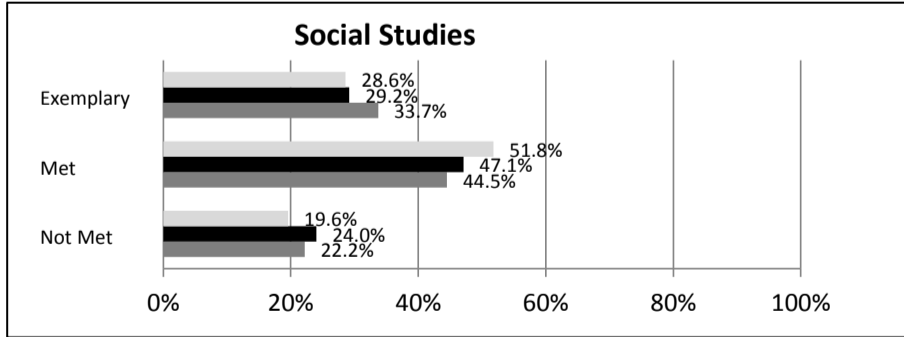
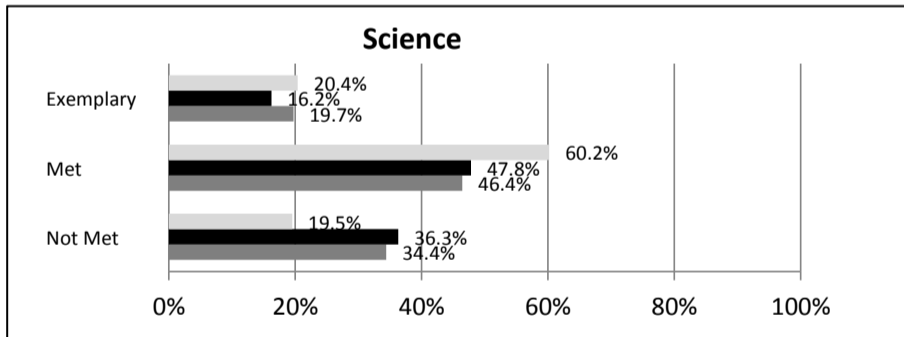
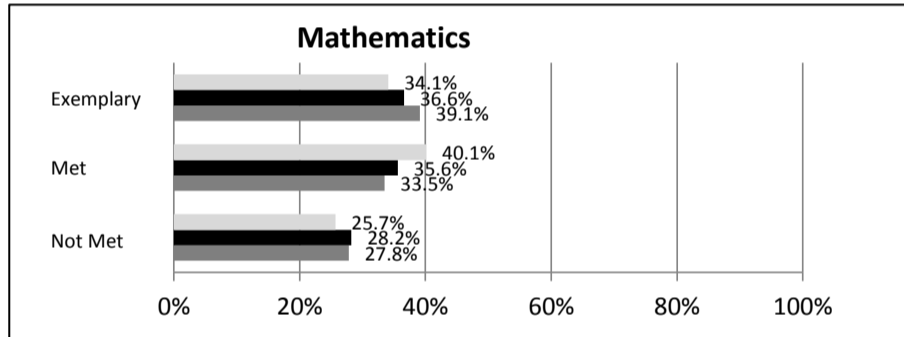
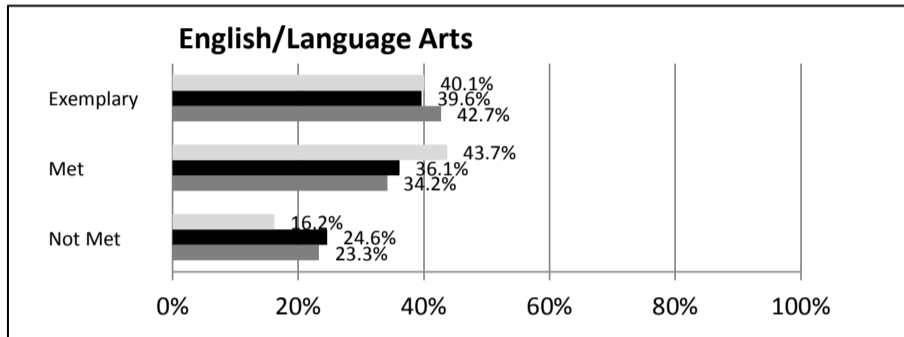
ABSOLUTE RATINGS OF ELEMENTARY SCHOOLS WITH STUDENTS LIKE OURS*

EXCELLENT	GOOD	AVERAGE	BELOW AVERAGE	AT-RISK
22	28	73	4	1

* Ratings are calculated with data available by 04/27/2015. Schools with Students Like Ours are Elementary Schools with Poverty Indices of no more than 5% above or below the index for this school.


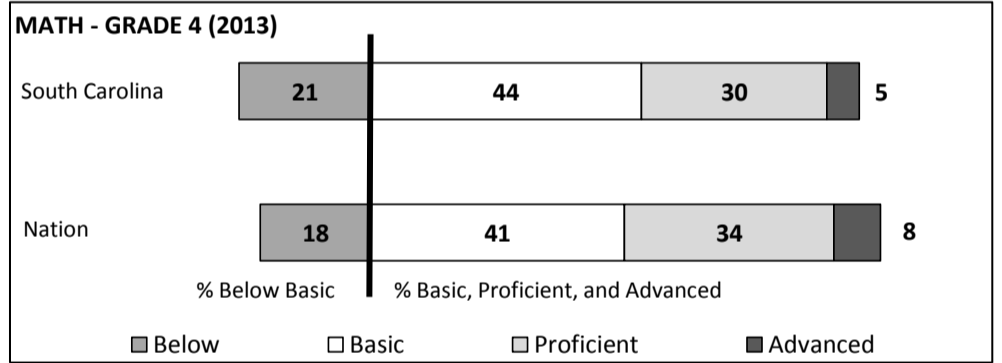
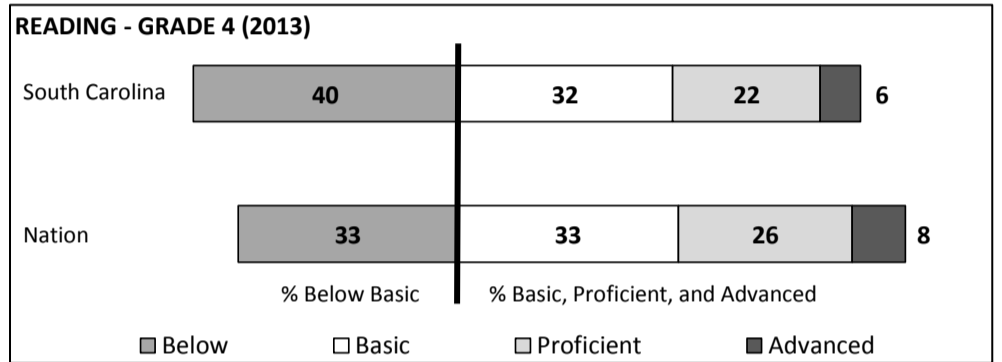
SC PASS PERFORMANCE

Our School Elementary Schools with Students Like Ours Elem Schools Statewide



NAEP*

*Performance reported for SC and nation, data not available at school level. Percentages at NAEP Achievement Levels.



SC PERFORMANCE VISION

By 2020 all students will graduate with the knowledge and skills necessary to compete successfully in the global economy, participate in a democratic society and contribute positively as members of families and communities.

Abbreviations Key

N/A-Not Applicable N/AV-Not Available N/C-Not Collected N/R-Not Reported I/S-Insufficient Sample TBD-To Be Determined

**Iva Elementary School
ANDERSON 3**

SCHOOL PROFILE

	Our School	Change from Last Year	Elementary Schools with Students Like Ours	Median Elementary Schools
Students (n = 415)				
Retention rate	1.8%	Down from 4.6%	1.1%	1.0%
Attendance rate	96.8%	Up from 95.8%	96.2%	96.5%
Served by gifted and talented program	3.8%	Down from 4.2%	6.5%	7.3%
With disabilities	13.0%	Down from 15.5%	14.0%	12.5%
Older than usual for grade	3.6%	Down from 4.4%	2.1%	1.8%
Out-of-school suspensions or expulsions for violent and/or criminal offenses	0.0%	No change	0.0%	0.0%
Teachers (n = 26)				
Teachers with advanced degrees	80.8%	Down from 81.5%	60.9%	62.3%
Continuing contract teachers	100.0%	Up from 96.3%	82.2%	81.2%
Teachers returning from previous year	95.8%	Up from 94.9%	89.0%	88.4%
Teacher attendance rate	96.0%	Up from 94.5%	95.2%	95.3%
Average teacher salary*	\$49,892	Down 2.0%	\$48,201	\$47,902
Classes not taught by highly qualified teachers	0.0%	No change	0.0%	0.0%
Professional development days/teacher	12.7 days	Up from 11.5 days	10.5 days	10.9 days
School				
Principal's years at school	13.0	Up from 12.0	4.0	4.0
Student-teacher ratio in core subjects	20.1 to 1	Up from 19.5 to 1	19.8 to 1	19.9 to 1
Prime instructional time	91.7%	Up from 89.6%	90.0%	90.7%
Opportunities in the arts	Good	No change	Good	Good
SACS accreditation	Yes	No change	Yes	Yes
Parents attending conferences	100.0%	No change	100.0%	100.0%
Character development program	Good	Down from Excellent	Excellent	Excellent
Dollars spent per pupil**	\$7,791	Down 1.9%	\$7,892	\$7,680
Percent of expenditures for instruction**	60.7%	Down from 61.0%	65.7%	66.8%
Percent of expenditures for teacher salaries**	59.5%	Up from 59.0%	64.8%	66.0%
ESEA composite index score	96.5	Up from 95.6	83.9	85.7

* Length of contract = 185+ days.

**Prior year audited financial data available.

EVALUATION RESULTS

	Teachers	Students*	Parents*
Number of surveys returned	26	56	33
Percent satisfied with learning environment	96.1%	91.0%	84.8%
Percent satisfied with social and physical environment	96.3%	89.3%	90.7%
Percent satisfied with school-home relations	92.5%	91.1%	72.7%

*Only students at the highest elementary school grade level at this school and their parents were included.

Comprehensive detail, including definitions of ratings, performance criteria, and explanations of status, is available on www.ed.sc.gov and www.eoc.sc.gov as well as school and school district websites.

Printed versions are available from school districts upon request.

REPORT OF PRINCIPAL AND SCHOOL IMPROVEMENT COUNCIL

The mission of Anderson School District 3 is Embrace. Inspire. Challenge. Every Student.....Every Day. The faculty and staff at Iva Elementary School strive to fulfill this mission each day. We are committed to serving children according to their individual needs and helping them develop to their fullest potential. At Iva Elementary, our students are held accountable for learning state standards, striving toward high achievement, and learning to respect themselves as well as others. During the 2013-2014 school year, Iva Elementary served 416 students in four year old kindergarten through fifth grade. ☐

Iva is fully accredited by the Southern Association of Colleges and Schools and has an all-clear status from the State Department of Education. Parents and visitors are always welcome and our staff truly cares about the children in our community. MAP Testing continued at Iva Elementary this year to help staff better identify the strengths and weaknesses of our curriculum. This year we also continued using the Fountas and Pinnell Reading Benchmark Assessment to enable us to better assist the students at their individual reading levels. ☐

This year Iva Elementary School was recognized with the Reading All-Stars Award presented by the Greenville Drive and Michelin. This award was for having the highest percentage of readers in Anderson County during the program. Iva Elementary School also actively participated in the Golden Shoe Contest, Relay for Life, The Giving Tree, and St. Jude's Mathathon. ☐

Iva Elementary is very fortunate to have a supportive PTO that works diligently to foster closer relations between home and school. Many parents spend hours giving of their time, energy, and resources to help Iva succeed in all areas. This year our PTO supported our Box Top Drive, assisted in the purchase of school safety equipment, donated candy for our community wide Trick-or-Treat Night, assisted with picture days, volunteered at Santa's Workshop, volunteered and supplied snacks and drinks during field day, and donated prizes and medals to encourage students to set a goal of being on the yearly Honor Roll. Our first grade teacher, Mrs. Brooke Davis, was selected by the faculty as our Teacher of the Year. ☐

As professional educators, we believe in order for education to be successful, it must not only inform, but inspire and we are dedicated to providing instruction that motivates our children to learn. We are grateful for the wonderful help and support we always receive. ☐

Eric Hughes, Principal
Jill Finley, SIC Chairperson

Abbreviations Key

N/A-Not Applicable

N/AV-Not Available

N/C-Not Collected

N/R-Not Reported

I/S-Insufficient Sample

TBD-To Be Determined