



SC Annual School Report Card Summary

Rosenwald Elementary/Middle School
 Darlington County
 Grades: K-8 Enrollment: 116
 Principal: Kimberly Mason
 Superintendent: Dr. Rainey H. Knight
 Board Chair: Warren Jeffords

PERFORMANCE

Comprehensive detail, including definitions of ratings, performance criteria, and explanations of status, is available on www.ed.sc.gov and www.eoc.sc.gov as well as school and school district websites. Printed versions are available from school districts upon request.

YEAR	ABSOLUTE RATING	GROWTH RATING	PALMETTO GOLD AND SILVER AWARD		ESEA/FEDERAL ACCOUNTABILITY RATING SYSTEM	
			General Performance	Closing the Gap	ESEA Grade	Accountability Indicator
2013	Below Average	Excellent	TBD	TBD	C	N/A
2012	Below Average	Average	Gold	N/A	A	N/A
2011	At-Risk	Below Average	N/A	N/A	Not Met	N/A

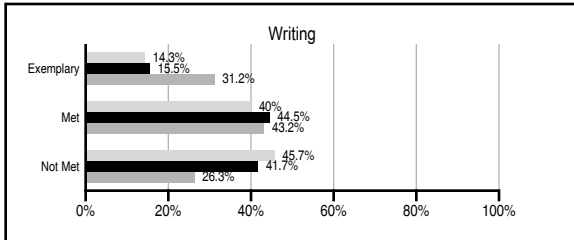
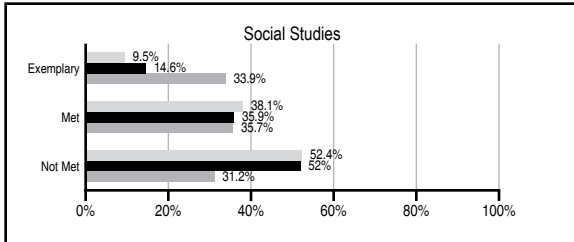
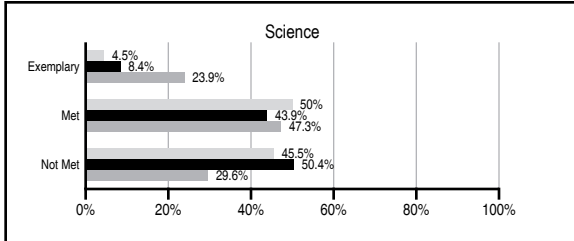
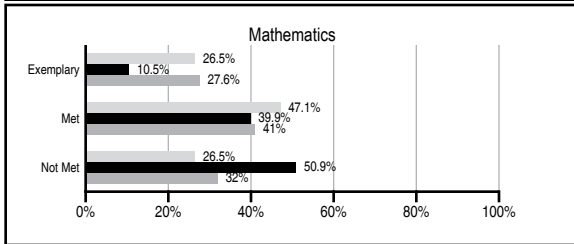
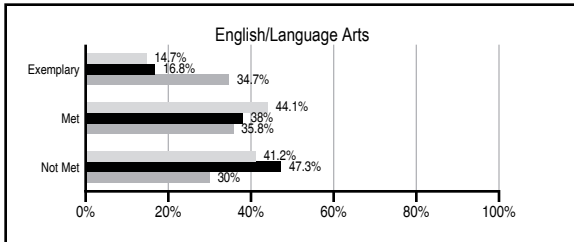
ABSOLUTE RATINGS OF MIDDLE SCHOOLS WITH STUDENTS LIKE OURS*

EXCELLENT	GOOD	AVERAGE	BELOW AVERAGE	AT-RISK
0	0	13	20	14

* Ratings are calculated with data available by 01/15/2014. Schools with Students Like Ours are Middle Schools with Poverty Indices of no more than 5% above or below the index for this school.

PASS PERFORMANCE

Our School Middle Schools with Students Like Ours Middle schools statewide



NAEP PERFORMANCE*

* Performance reported for SC and nation, data not available at school level. Percentages at NAEP Achievement Levels.



END OF COURSE TESTS - 2013

% of students scoring 70 or above on:	Our Middle School	Middle Schools with Students Like Ours
Algebra 1/Math for the Technologies 2	N/A	86.8
English 1	N/A	85.0
Physical Science	N/A	N/A
US History and the Constitution	N/A	N/A
All Subjects	N/A	86.9

SC PERFORMANCE VISION

By 2020 all students will graduate with the knowledge and skills necessary to compete successfully in the global economy, participate in a democratic society and contribute positively as members of families and communities.

Abbreviations Key

N/A Not Applicable N/AV Not Available N/C Not Collected N/R Not Reported I/S Insufficient Sample TBD To be determined

Rosenwald Elementary/Middle School [Darlington

SCHOOL PROFILE

	Our School	Change from Last Year	Middle Schools with Students Like Ours	Median Middle School
Students (n=116)				
Students enrolled in high school credit courses (grades 7 & 8)	0.0%	No Change	13.9%	24.6%
Retention rate	3.8%	Up from 1.5%	0.6%	0.6%
Attendance rate	97.2%	Down from 97.7%	95.3%	95.9%
Served by gifted and talented program	0.8%	N/A	5.0%	18.5%
With disabilities	18.0%	N/A	16.3%	13.0%
Older than usual for grade	8.3%	N/A	7.9%	4.8%
Out-of-school suspensions or expulsions for violent and/or criminal offenses	0.0%	No Change	0.5%	0.6%
Annual dropout rate	0.0%	No Change	0.0%	0.0%
Teachers (n=14)				
Teachers with advanced degrees	35.7%	Up from 33.3%	60.0%	61.5%
Continuing contract teachers	57.1%	Down from 58.3%	65.5%	77.2%
Teachers returning from previous year	77.1%	Down from 78.3%	76.8%	85.9%
Teacher attendance rate	97.1%	Down from 97.2%	95.3%	94.9%
Average teacher salary*	\$43,120	Up 3.9%	\$44,373	\$47,313
Classes not taught by highly qualified teachers	10.2%	Up from 0.0%	4.1%	2.0%
Professional development days/teacher	12.4 days	Down from 15.2 days	9.3 days	10.1 days
School				
Principal's years at school	5.0	Up from 4.0	3.0	4.0
Student-teacher ratio in core subjects	12.5 to 1	Down from 15.1 to 1	17.9 to 1	22.1 to 1
Prime instructional time	92.9%	Down from 94.1%	89.4%	89.6%
Opportunities in the arts	Good	No Change	Good	Good
SACS accreditation	Yes	No Change	Yes	Yes
Parents attending conferences	100.0%	No Change	99.3%	99.0%
Character development program	Excellent	No Change	Excellent	Good
Dollars spent per pupil**	\$11,471	Up 20.4%	\$10,315	\$7,239
Percent of expenditures for instruction**	49.0%	Down from 52.5%	60.0%	63.0%
Percent of expenditures for teacher salaries**	45.0%	Down from 50.0%	54.0%	61.0%
ESEA composite index score	72.6	Down from 91.6	51.8	83.5

* Length of contract = 185+ days.

** Prior year audited financial data available.

EVALUATION RESULTS

	Teachers	Students*	Parents*
Number of surveys returned	15	15	17
Percent satisfied with learning environment	86.7%	53.4%	94.1%
Percent satisfied with social and physical environment	80%	86.7%	88.2%
Percent satisfied with school-home relations	66.7%	86.7%	88.2%

*Only students at the highest middle school grade level at this school and their parents were included.

REPORT OF PRINCIPAL AND SCHOOL IMPROVEMENT COUNCIL

At Rosenwald, we have encouraged each student to work to his/her full potential. Teachers, parents, community, and district staff have infused time, careful attention, and student centered incentives to reinforce the abilities and the efforts of all students.

We continued to use TAP and EDI frameworks for our instruction. We focused on strengthening vocabulary in all content areas.

Students in primary grades began to experience Common Core approaches to instruction. They read multiple sources to get information, made notes of their findings and made presentations to peers and parents. These young students showed extraordinary capacity to research and design this year.

In the upper elementary grades, the students accepted greater responsibility for their learning. They worked harder with outside assignments such as homework and projects and prepared and presented information in every content area over the course of the year. The students participated in a statewide Read In in Columbia, raised their standards for reading and reporting in all genres at school, continued with our AR initiative and won the Race Into Reading Contest sponsored in our district. Our students averaged 12 books per student in grades one to five. Additionally, they engaged in authentic experiences with the town library, fishing expeditions at a local lake and simulating events from the Harlem Renaissance.

The students at the middle level pushed into new levels of performance. They wrote and presented persuasive speeches, papers using authentic sources like interviews and primary sources, as well as creating numerous structures and systems based on science knowledge.

They experienced guest speakers ranging from nationally winning poets to South Carolina historians. They were the first at our school to use the online ALEKS math software to reinforce and stretch their math abilities. High achieving students were inducted into a hall of fame and received a personal pizza as an incentive. Sixth graders interacted with and learned compassion from rescued dogs in the Healing Species curriculum as a part of our guidance program. All middle school students participated in a digital pen pal writing program where they were mentored by college students in Vermont.

We took numerous fieldtrips, continued our PUSH Afterschool program, participated in the Science StarLab to enhance the classroom instruction at our school. Our students presented two great musicals, enjoyed a PASS Motivational Rally and made a metal bench with an artist in residence to round out the learning experiences here at Rosenwald.

All of our students had a full spectrum of educational experiences this year, and they showed incredible growth. Each teacher and student was charged with tracking their performance toward their individual and our school goals. Students, more than ever, demonstrated a sense of urgency about their academic performance. The media specialist has led our Ipad project, resulting in all students being exposed to using this new technology in the media center and in core classrooms. Teachers were committed to learning new strategies and going above and beyond job requirements to instruct students at higher levels. We continue to see our school vision come into to focus at Rosenwald.

Our Motto: "Soaring to Greater Heights Because Learning Has No Limits"

Kim Mason, Principal
Eaddy, SIC Chairperson

LaKeisha

Comprehensive detail, including definitions of ratings, performance criteria, and explanations of status, is available on www.ed.sc.gov and www.eoc.sc.gov as well as school and school district websites.

Printed versions are available from school districts upon request.

Abbreviations Key

N/A Not Applicable N/AV Not Available N/C Not Collected N/R Not Reported I/S Insufficient Sample TBD To be determined

NI Newly Identified CSI Continuing School Improvement CA Corrective Action RP Plan to Restructure R Restructure DELAY School Improvement Status HOLD School Improvement Status