

# SC Annual School Report Card Summary

Denmark-Olar Middle  
Bamberg 2  
Grades: 6-8 Enrollment: 166  
Principal: Daryl Brockington  
Superintendent: Dr. Thelma F. Sojourner  
Board Chair: Larry D. Bias

## PERFORMANCE

Comprehensive detail, including definitions of ratings, performance criteria, and explanations of status, is available on [www.ed.sc.gov](http://www.ed.sc.gov) and [www.eoc.sc.gov](http://www.eoc.sc.gov) as well as school and school district websites. Printed versions are available from school districts upon request.

YEAR	ABSOLUTE RATING	GROWTH RATING	PALMETTO GOLD AND SILVER AWARD		ESEA/FEDERAL ACCOUNTABILITY RATING SYSTEM	
			General Performance	Closing the Gap	ESEA Grade	Accountability Indicator
2013	Below Average	Average	TBD	TBD	F	N/A
2012	At-Risk	Average	N/A	N/A	A	N/A
2011	At-Risk	At-Risk	N/A	N/A	Not Met	N/A

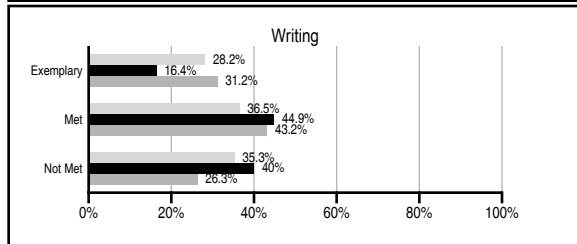
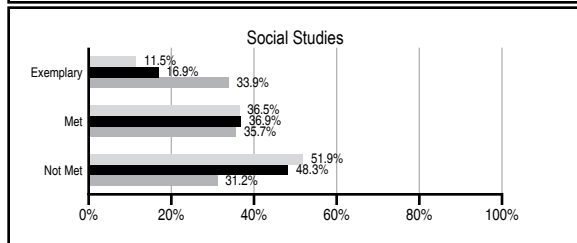
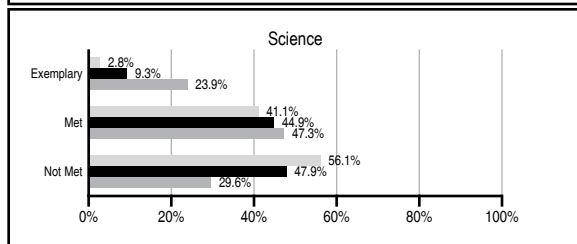
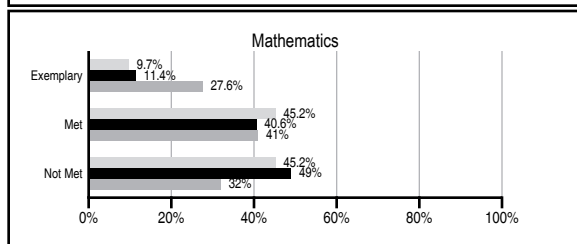
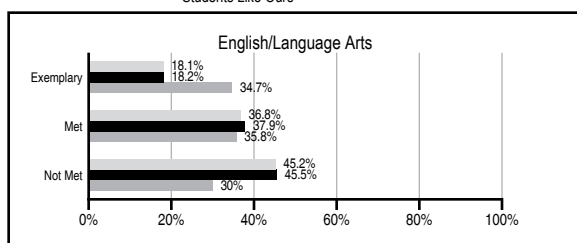
## ABSOLUTE RATINGS OF MIDDLE SCHOOLS WITH STUDENTS LIKE OURS\*

EXCELLENT	GOOD	AVERAGE	BELOW AVERAGE	AT-RISK
0	0	24	22	15

\* Ratings are calculated with data available by 01/15/2014. Schools with Students Like Ours are Middle Schools with Poverty Indices of no more than 5% above or below the index for this school.

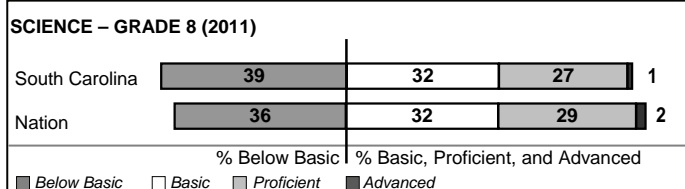


## PASS PERFORMANCE

Our School Middle Schools with Students Like Ours Middle schools statewide



## NAEP PERFORMANCE\*

\* Performance reported for SC and nation, data not available at school level. Percentages at NAEP Achievement Levels.



## END OF COURSE TESTS - 2013

% of students scoring 70 or above on:	Our Middle School	Middle Schools with Students Like Ours
Algebra 1/Math for the Technologies 2	100.0	88.0
English 1	100.0	85.3
Physical Science	N/A	N/A
US History and the Constitution	N/A	N/A
All Subjects	100.0	88.5

## SC PERFORMANCE VISION

*By 2020 all students will graduate with the knowledge and skills necessary to compete successfully in the global economy, participate in a democratic society and contribute positively as members of families and communities.*

### Abbreviations Key

N/A Not Applicable N/AV Not Available N/C Not Collected N/R Not Reported I/S Insufficient Sample TBD To be determined

# Denmark-Olar Middle [Bamberg 2]

## SCHOOL PROFILE

	Our School	Change from Last Year	Middle Schools with Students Like Ours	Median Middle School
<b>Students (n=166)</b>				
Students enrolled in high school credit courses (grades 7 & 8)	12.8%	Up from 0.0%	14.3%	24.6%
Retention rate	0.0%	Down from 2.2%	1.1%	0.6%
Attendance rate	98.9%	Down from 99.3%	95.5%	95.9%
Served by gifted and talented program	3.7%	N/A	7.0%	18.5%
With disabilities	16.1%	N/A	16.0%	13.0%
Older than usual for grade	6.8%	N/A	7.7%	4.8%
Out-of-school suspensions or expulsions for violent and/or criminal offenses	0.0%	No Change	0.5%	0.6%
Annual dropout rate	0.0%	No Change	0.0%	0.0%
<b>Teachers (n=11)</b>				
Teachers with advanced degrees	36.4%	Down from 58.3%	59.6%	61.5%
Continuing contract teachers	45.5%	Up from 41.7%	66.8%	77.2%
Teachers returning from previous year	61.2%	Down from 65.0%	78.0%	85.9%
Teacher attendance rate	96.2%	Up from 95.0%	95.2%	94.9%
Average teacher salary*	\$40,759	Up 8.6%	\$44,380	\$47,313
Classes not taught by highly qualified teachers	6.5%	Down from 7.4%	2.4%	2.0%
Professional development days/teacher	0.9 days	N/R	9.3 days	10.1 days
<b>School</b>				
Principal's years at school	1.0	Up from 0.0	3.0	4.0
Student-teacher ratio in core subjects	12.9 to 1	N/R	18.5 to 1	22.1 to 1
Prime instructional time	94.0%	Up from 93.3%	89.4%	89.6%
Opportunities in the arts	Good	Up from Poor	Good	Good
SACS accreditation	Yes	No Change	Yes	Yes
Parents attending conferences	N/R	N/R	98.5%	99.0%
Character development program	N/R	N/R	Excellent	Good
Dollars spent per pupil**	\$12,578	Down 9.5%	\$9,665	\$7,239
Percent of expenditures for instruction**	59.0%	Up from 53.7%	60.0%	63.0%
Percent of expenditures for teacher salaries**	48.0%	Up from 42.3%	54.0%	61.0%
ESEA composite index score	48.9	Down from 90.3	58.4	83.5

\* Length of contract = 185+ days.

\*\* Prior year audited financial data available.

## EVALUATION RESULTS

	Teachers	Students*	Parents*
Number of surveys returned	11	45	30
Percent satisfied with learning environment	100%	46.7%	90%
Percent satisfied with social and physical environment	91%	58.7%	90%
Percent satisfied with school-home relations	81.8%	76.1%	83.4%

\*Only students at the highest middle school grade level at this school and their parents were included.

## REPORT OF PRINCIPAL AND SCHOOL IMPROVEMENT COUNCIL

The 2012-2013 School year was another successful year at Denmark-Olar Middle School. We focused on several goals and objectives, which centered on continuous improvement through technology integration, data driven decisions, enhanced public relations that showcased positive innovative programs, and monthly professional development for teachers. Consequently, we believe that this focus greatly impacted our student improvement in all content tested areas of the PASS test.

Our academic program was also greatly enhanced due to the faculty and staff of Denmark-Olar Middle Schools continued commitment to embrace the Professional Learning Teams concept. We continued our numerous intervention strategies and academic support initiatives to assist our students. As a member of Making Middle Grades Work, we set high expectations for our students and our staff to use research based best practices. We are proud that our overall school rating continues to improve, however, our most celebrated academic accomplishment for the 2012 – 2013 school year is having 100% of our Algebra I and English I students pass their End Of Course (EOC) exams. Our academic gain is supported by an engaging curriculum that provides for daily intervention for students who are not meeting standards.

All core content classrooms have Smartboards, Wireless slates and access iPads and Laptop carts. The Comprehensive Remediation After-School Program and Saturday PASS Academy provided additional academic assistance. Denmark-Olar Middle has strived to increase parental involvement. Parents participated and enjoyed our Dinner Theatre, ELA and Social Studies Night, Math and Science Night and our various other programs. Our SIC are very active, and have provided great assistance with school initiatives.

Our entire 6th grade participated in the Read-in on the grounds of the State House and our 8th graders received a very rewarding experience by another year of job shadowing. Our Gentlemen's Club consisted of 30 young men who aspire to be leaders of the future. They were successful in participating in several activities that fostered community involvement.

We have made great academic strides in the last two years and the best is yet to come! As we continue to look forward to our future of academic success for students, we encourage you to continue with your support of our school and our community.

Daryl B. Brockington, Principal  
Christine Holman, SICChairperson

Comprehensive detail, including definitions of ratings, performance criteria, and explanations of status, is available on [www.ed.sc.gov](http://www.ed.sc.gov) and [www.eoc.sc.gov](http://www.eoc.sc.gov) as well as school and school district websites.

Printed versions are available from school districts upon request.

### Abbreviations Key

N/A Not Applicable N/AV Not Available N/C Not Collected N/R Not Reported I/S Insufficient Sample TBD To be determined

NI Newly Identified CSI Continuing School Improvement CA Corrective Action RP Plan to Restructure R Restructure DELAY School Improvement Status HOLD School Improvement Status