



SC Annual School Report Card Summary

Fair-Oak Elementary School
Oconee

Grades: PK-3

Enrollment: 371

Principal: Carolyn H. Harris

Superintendent: Dr. Mike Lucas

Board Chair: Andy Inabinet

PERFORMANCE

Comprehensive detail, including definitions of ratings, performance criteria, and explanations of status, is available on www.ed.sc.gov and www.eoc.sc.gov as well as school and school district websites. Printed versions are available from school districts upon request.

YEAR	ABSOLUTE RATING	GROWTH RATING	PALMETTO GOLD AND SILVER AWARD		ESEA/FEDERAL ACCOUNTABILITY RATING SYSTEM	
			General Performance	Closing the Gap	ESEA Grade	Accountability Indicator
2013	Excellent	Excellent	TBD	TBD	A	N/A
2012	Excellent	Average	Gold	N/A	A	N/A
2011	Good	Average	N/A	N/A	Met	N/A

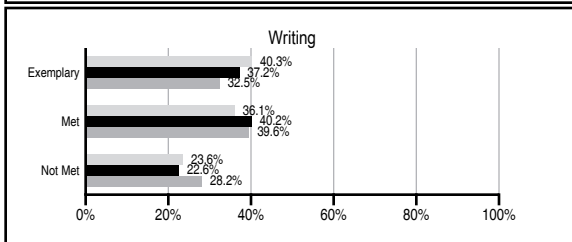
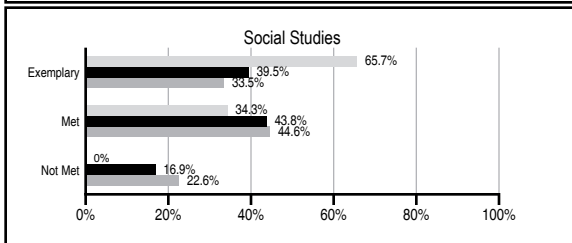
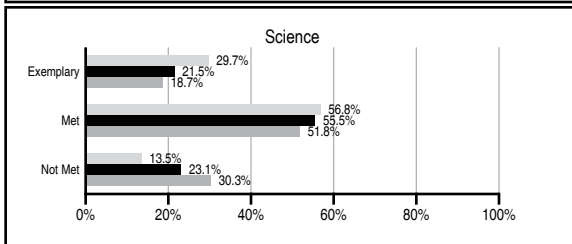
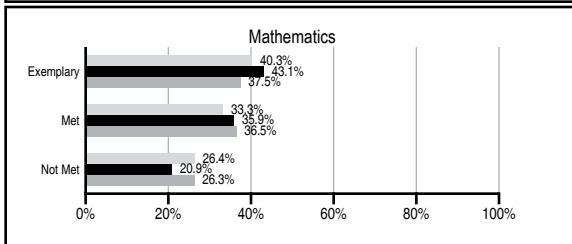
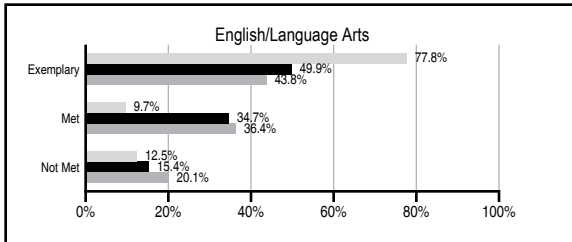
ABSOLUTE RATINGS OF ELEMENTARY SCHOOLS WITH STUDENTS LIKE OURS*

EXCELLENT	GOOD	AVERAGE	BELOW AVERAGE	AT-RISK
41	39	23	0	1

* Ratings are calculated with data available by 11/07/2013. Schools with Students Like Ours are Elementary Schools with Poverty Indices of no more than 5% above or below the index for this school.



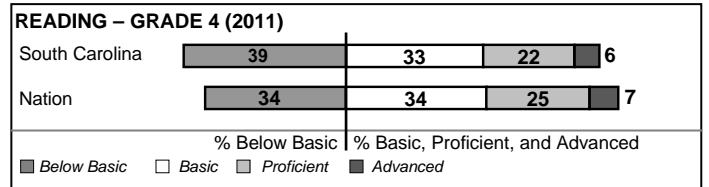
PASS PERFORMANCE

Our School
 Elementary Schools with Students Like Ours
 Elementary schools statewide



NAEP PERFORMANCE*

* Performance reported for SC and nation, data not available at school level. Percentages at NAEP Achievement Levels.



SC PERFORMANCE VISION

By 2020 all students will graduate with the knowledge and skills necessary to compete successfully in the global economy, participate in a democratic society and contribute positively as members of families and communities.

Abbreviations Key

N/A Not Applicable N/AV Not Available N/C Not Collected N/R Not Reported I/S Insufficient Sample TBD To be determined

Fair-Oak Elementary School [Oconee]

SCHOOL PROFILE

	Our School	Change from Last Year	Elementary Schools with Students Like Ours	Median Elementary School
Students (n=371)				
Retention rate	1.6%	Down from 2.1%	1.0%	0.9%
Attendance rate	95.7%	Down from 96.1%	96.3%	96.3%
Served by gifted and talented program	4.4%	N/A	9.5%	7.2%
With disabilities	16.9%	N/A	12.4%	12.4%
Older than usual for grade	0.8%	N/A	1.8%	1.9%
Out-of-school suspensions or expulsions for violent and/or criminal offenses	0.0%	No Change	0.0%	0.0%
Teachers (n=29)				
Teachers with advanced degrees	51.7%	No Change	64.0%	62.5%
Continuing contract teachers	93.1%	Down from 96.6%	87.2%	83.3%
Teachers returning from previous year	90.4%	Down from 91.7%	89.7%	88.3%
Teacher attendance rate	93.7%	Up from 93.2%	95.0%	95.0%
Average teacher salary*	\$49,103	Up 4.2%	\$49,234	\$48,193
Classes not taught by highly qualified teachers	0.0%	No Change	0.0%	0.0%
Professional development days/teacher	11.1 days	Down from 13.8 days	11.8 days	11.0 days
School				
Principal's years at school	9.0	Up from 8.0	5.0	4.0
Student-teacher ratio in core subjects	19.4 to 1	Down from 22.1 to 1	20.7 to 1	20.1 to 1
Prime instructional time	87.9%	Down from 88.3%	90.2%	90.0%
Opportunities in the arts	Good	No Change	Good	Good
SACS accreditation	Yes	No Change	Yes	Yes
Parents attending conferences	100.0%	No Change	100.0%	100.0%
Character development program	Excellent	No Change	Excellent	Excellent
Dollars spent per pupil**	\$8,238	Down 0.8%	\$6,966	\$7,364
Percent of expenditures for instruction**	67.0%	Up from 65.5%	68.0%	68.0%
Percent of expenditures for teacher salaries**	63.0%	Up from 62.4%	66.0%	66.0%
ESEA composite index score	99.9	Up from 95.0	90.1	88.0

* Length of contract = 185+ days.

** Prior year audited financial data available.

EVALUATION RESULTS

	Teachers	Students*	Parents*
Number of surveys returned	19	68	31
Percent satisfied with learning environment	100%	94.1%	87.1%
Percent satisfied with social and physical environment	100%	97%	96.9%
Percent satisfied with school-home relations	89.5%	91.2%	90.6%

*Only students at the highest elementary school grade level at this school and their parents were included.

REPORT OF PRINCIPAL AND SCHOOL IMPROVEMENT COUNCIL

The collaborative spirit among the Fair-Oak Elementary families, students, staff and community creates an atmosphere of excellence for all students. Transitioning from the SC Standards to the more rigorous Common Core State Standards played a key role in staff development. These higher standards prepare our students to compete world-wide at colleges and in their careers. Since reading at or above grade level is crucial to our students' preparedness for math, science and social studies, our strong reading program gives our students advantages in all academic areas. Annually, our students rise to the challenge and improve their skills. This is evident in our spring reading Measuring Academic Progress and Observation Survey results. The Text Level on Observation Survey results indicate our students' progress as 91% first graders read on and above grade level. Our second grade MAP reading mean results rank higher than the district mean score and slightly below the national mean. Third grade students rank the highest of all schools in the district on the reading, math and language MAP scores, above national and district rankings. Clearly, this evidence reveals our children are advanced in reading.

Combining our solid balanced reading and writing initiative with the high expectations of the Common Core State Standards; our students receive expert instruction in reading and in math. Teaching students to read advanced informational material, to write argumentative and opinion papers and to build fluency in math boost students' achievement.

To enhance students' emotional growth, the Positive Behavior Intervention team continues school-wide systems of positive rewards for following the R.A.C.E., R-(Respect) A-(Achieve) C- (Cooperate) E-(Eager to Learn) expectations. Students received daily mini lessons on the Chick Fil A Core Essentials and monthly incentives to purchase prizes at the school store and Victory lunches. Through the support of our community, our paved walking track extends physical activity opportunities for students who participate in the early morning walking club and in the Marathon Club.

This collaborative effort of our staff, the community and our families builds the foundation for our students' academic successes as they advance in school and in their careers. Carolyn Harris, Principal
Stephanie Collins, SIC chair

Comprehensive detail, including definitions of ratings, performance criteria, and explanations of status, is available on www.ed.sc.gov and www.eoc.sc.gov as well as school and school district websites.

Printed versions are available from school districts upon request.

Abbreviations Key

N/A Not Applicable N/AV Not Available N/C Not Collected N/R Not Reported I/S Insufficient Sample TBD To be determined

NI Newly Identified CSI Continuing School Improvement CA Corrective Action RP Plan to Restructure R Restructure DELAY School Improvement Status HOLD School Improvement Status