



SC Annual School Report Card Summary

West Hartsville Elementary School
 Darlington County
 Grades: 4-5 Enrollment: 171
 Principal: Kay Howell
 Superintendent: Dr. Rainey H. Knight
 Board Chair: Warren Jeffords

PERFORMANCE

Comprehensive detail, including definitions of ratings, performance criteria, and explanations of status, is available on www.ed.sc.gov and www.eoc.sc.gov as well as school and school district websites. Printed versions are available from school districts upon request.

YEAR	ABSOLUTE RATING	GROWTH RATING	PALMETTO GOLD AND SILVER AWARD		ESEA/FEDERAL ACCOUNTABILITY RATING SYSTEM	
			General Performance	Closing the Gap	ESEA Grade	Accountability Indicator
2013	Average	At-Risk	TBD	TBD	B	Reward
2012	Average	Average	N/A	N/A	A	Reward
2011	Average	Average	Silver	N/A	Not Met	N/A

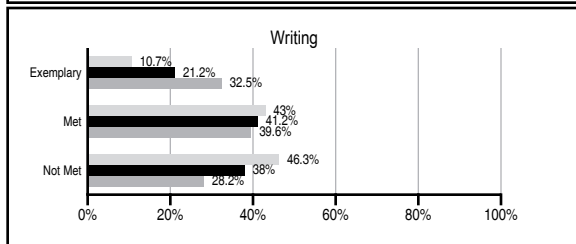
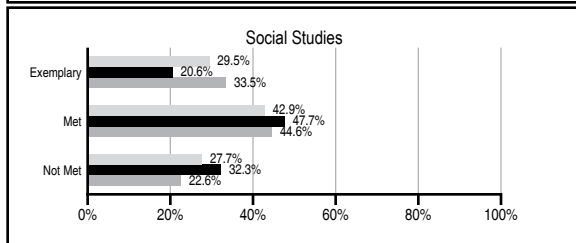
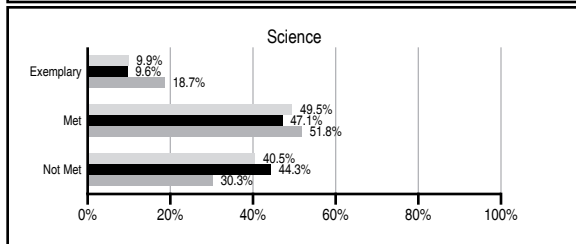
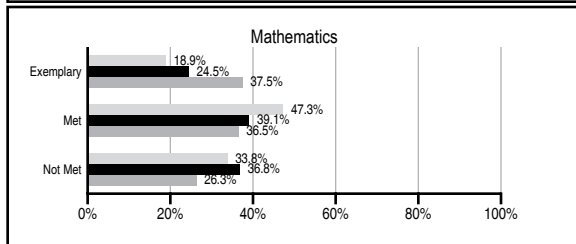
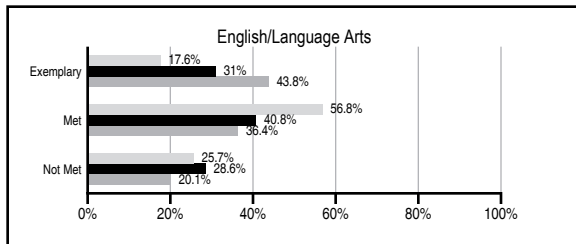
ABSOLUTE RATINGS OF ELEMENTARY SCHOOLS WITH STUDENTS LIKE OURS*

EXCELLENT	GOOD	AVERAGE	BELOW AVERAGE	AT-RISK
5	13	119	34	10

* Ratings are calculated with data available by 11/07/2013. Schools with Students Like Ours are Elementary Schools with Poverty Indices of no more than 5% above or below the index for this school.

PASS PERFORMANCE

Our School
 Elementary Schools with Students Like Ours
 Elementary schools statewide



NAEP PERFORMANCE*

* Performance reported for SC and nation, data not available at school level. Percentages at NAEP Achievement Levels.



SC PERFORMANCE VISION

By 2020 all students will graduate with the knowledge and skills necessary to compete successfully in the global economy, participate in a democratic society and contribute positively as members of families and communities.

Abbreviations Key

N/A Not Applicable N/AV Not Available N/C Not Collected N/R Not Reported I/S Insufficient Sample TBD To be determined

West Hartsville Elementary School [Darlington County]

SCHOOL PROFILE

	Our School	Change from Last Year	Elementary Schools with Students Like Ours	Median Elementary School
Students (n=171)				
Retention rate	0.6%	Up from 0.5%	1.1%	0.9%
Attendance rate	96.0%	Down from 96.2%	96.0%	96.3%
Served by gifted and talented program	4.1%	N/A	3.7%	7.2%
With disabilities	17.6%	N/A	13.6%	12.4%
Older than usual for grade	7.6%	N/A	2.8%	1.9%
Out-of-school suspensions or expulsions for violent and/or criminal offenses	0.0%	No Change	0.0%	0.0%
Teachers (n=12)				
Teachers with advanced degrees	66.7%	Up from 64.3%	60.0%	62.5%
Continuing contract teachers	91.7%	Up from 85.7%	79.3%	83.3%
Teachers returning from previous year	83.8%	Up from 78.5%	85.3%	88.3%
Teacher attendance rate	95.9%	Down from 96.7%	94.8%	95.0%
Average teacher salary*	\$48,347	Up 6.5%	\$46,416	\$48,193
Classes not taught by highly qualified teachers	16.7%	Up from 0.0%	0.0%	0.0%
Professional development days/teacher	12.6 days	Down from 13.5 days	10.8 days	11.0 days
School				
Principal's years at school	9.0	No Change	3.0	4.0
Student-teacher ratio in core subjects	21.6 to 1	Up from 19.7 to 1	18.7 to 1	20.1 to 1
Prime instructional time	90.5%	Down from 92.4%	89.5%	90.0%
Opportunities in the arts	Good	No Change	Good	Good
SACS accreditation	Yes	No Change	Yes	Yes
Parents attending conferences	100.0%	Up from 99.9%	100.0%	100.0%
Character development program	Good	No Change	Excellent	Excellent
Dollars spent per pupil**	\$8,246	Up 19.3%	\$7,793	\$7,364
Percent of expenditures for instruction**	55.0%	Up from 52.9%	68.0%	68.0%
Percent of expenditures for teacher salaries**	53.0%	Up from 51.7%	65.0%	66.0%
ESEA composite index score	83.8	Down from 94.2	73.7	88.0

* Length of contract = 185+ days.

** Prior year audited financial data available.

REPORT OF PRINCIPAL AND SCHOOL IMPROVEMENT COUNCIL

West Hartsville Elementary School is dedicated to providing a safe and stimulating environment that encourages positive self-esteem, creativity, enthusiasm and academic success.

At WHE we believe in team work. Our staff continues to work together and keep in touch with our parents to help make our school a positive, evolving environment for our students, families, community and staff. Again this year students were invited to earn PAWS events scheduled four times throughout the year to reward them for their academic success, responsible citizenship and good character. In October, students earned Trunk or Treat, in January a formal dance, March a Spring Fling and May water fun day. Students were offered several opportunities to extend their school day this year by joining BETA Club, Boy Scouts, Good News Club, Rock and Roll Arts, Music, Drama and Dance programs and the school color guard. Parents and families attended conferences, participated in PTO meetings and quarterly special events, field trips and other activities at West Hartsville Elementary. Local businesses, churches and community organizations continued partnerships with our school. The following business partners help to support West Hartsville by funding special projects, serving as mentors to students, allowing the use of their facilities for programs, providing special treats for students and staff and volunteering to help at special events and as monitors for testing. Our business partners are: Kelleytown Baptist Church, Hartsville Rotary, Hartsville Kiwanis Club, Sonoco, Progress Energy, Anderson Brass, Coker College, Yale University and the Governor's School. School business partners have been instrumental in supporting students and staff in various ways and we appreciate their special efforts.

West Hartsville is an innovative school where teachers love to teach and students are continuously challenged to achieve. Our school motto is "West is Best" and we continuously strive to move forward toward excellence. SIC Chairman Amiri Hooker
Principal Kay Howell

EVALUATION RESULTS

	Teachers	Students*	Parents*
Number of surveys returned	11	69	34
Percent satisfied with learning environment	90.9%	100%	100%
Percent satisfied with social and physical environment	72.7%	97.2%	97%
Percent satisfied with school-home relations	72.8%	97.2%	97.1%

*Only students at the highest elementary school grade level at this school and their parents were included.

Comprehensive detail, including definitions of ratings, performance criteria, and explanations of status, is available on www.ed.sc.gov and www.eoc.sc.gov as well as school and school district websites.

Printed versions are available from school districts upon request.

Abbreviations Key

N/A Not Applicable N/AV Not Available N/C Not Collected N/R Not Reported I/S Insufficient Sample TBD To be determined
NI Newly Identified CSI Continuing School Improvement CA Corrective Action RP Plan to Restructure R Restructure DELAY School Improvement Status HOLD School Improvement Status