

# SC Annual School Report Card Summary

Denmark-Olar Elementary  
Bamberg 2  
Grades: PK-5 Enrollment: 363  
Principal: Lorraine Peeples  
Superintendent: Dr. Thelma F. Sojourner  
Board Chair: Larry D. Bias

## PERFORMANCE

Comprehensive detail, including definitions of ratings, performance criteria, and explanations of status, is available on [www.ed.sc.gov](http://www.ed.sc.gov) and [www.eoc.sc.gov](http://www.eoc.sc.gov) as well as school and school district websites. Printed versions are available from school districts upon request.

YEAR	ABSOLUTE RATING	GROWTH RATING	PALMETTO GOLD AND SILVER AWARD		ESEA/FEDERAL ACCOUNTABILITY RATING SYSTEM	
			General Performance	Closing the Gap	ESEA Grade	Accountability Indicator
2013	Below Average	Excellent	TBD	TBD	A	Priority
2012	At-Risk	Average	N/A	N/A	F	Priority
2011	At-Risk	Below Average	N/A	N/A	Not Met	N/A

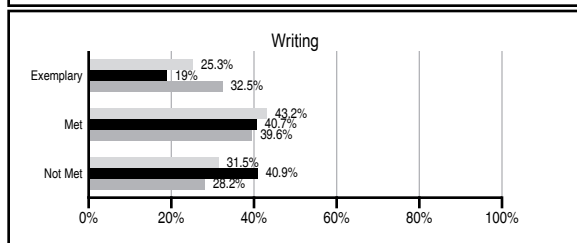
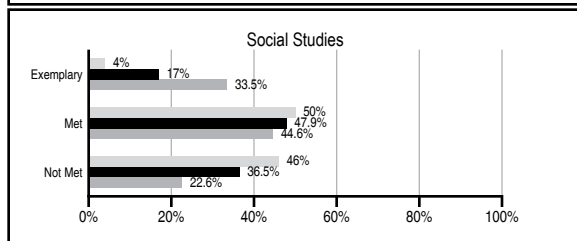
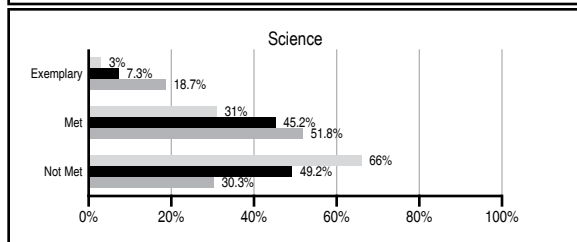
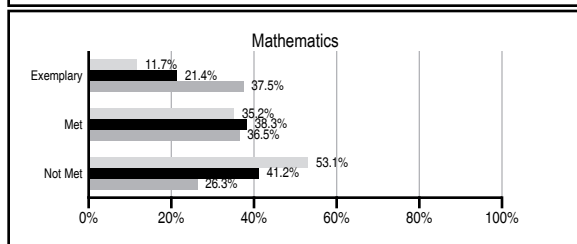
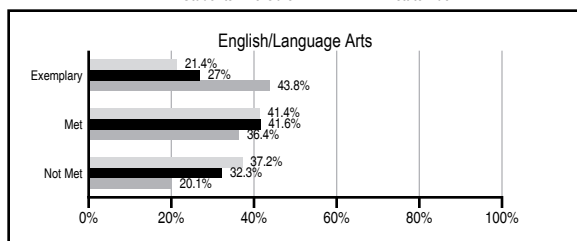
## ABSOLUTE RATINGS OF ELEMENTARY SCHOOLS WITH STUDENTS LIKE OURS\*

EXCELLENT	GOOD	AVERAGE	BELOW AVERAGE	AT-RISK
0	9	76	40	15

\* Ratings are calculated with data available by 11/07/2013. Schools with Students Like Ours are Elementary Schools with Poverty Indices of no more than 5% above or below the index for this school.




## PASS PERFORMANCE

Our School Elementary Schools with Students Like Ours Elementary schools statewide



## NAEP PERFORMANCE\*

\* Performance reported for SC and nation, data not available at school level. Percentages at NAEP Achievement Levels.



## SC PERFORMANCE VISION

By 2020 all students will graduate with the knowledge and skills necessary to compete successfully in the global economy, participate in a democratic society and contribute positively as members of families and communities.

### Abbreviations Key

N/A Not Applicable N/AV Not Available N/C Not Collected N/R Not Reported I/S Insufficient Sample TBD To be determined

# Denmark-Olar Elementary [Bamberg 2]

## SCHOOL PROFILE

	Our School	Change from Last Year	Elementary Schools with Students Like Ours	Median Elementary School
<b>Students (n=363)</b>				
Retention rate	1.6%	Down from 1.7%	1.1%	0.9%
Attendance rate	99.0%	Up from 98.5%	95.9%	96.3%
Served by gifted and talented program	0.2%	N/A	2.5%	7.2%
With disabilities	11.4%	N/A	13.5%	12.4%
Older than usual for grade	3.1%	N/A	2.9%	1.9%
Out-of-school suspensions or expulsions for violent and/or criminal offenses	0.0%	No Change	0.0%	0.0%
<b>Teachers (n=28)</b>				
Teachers with advanced degrees	60.7%	Up from 56.7%	60.0%	62.5%
Continuing contract teachers	78.6%	Up from 63.3%	74.2%	83.3%
Teachers returning from previous year	82.5%	Down from 82.9%	84.5%	88.3%
Teacher attendance rate	87.2%	Down from 93.1%	94.9%	95.0%
Average teacher salary*	\$41,169	Up 0.5%	\$45,938	\$48,193
Classes not taught by highly qualified teachers	0.0%	No Change	0.0%	0.0%
Professional development days/teacher	0.7 days	Down from 0.8 days	10.4 days	11.0 days
<b>School</b>				
Principal's years at school	1.0	Up from 0.0	4.0	4.0
Student-teacher ratio in core subjects	17.5 to 1	Up from 13.9 to 1	17.8 to 1	20.1 to 1
Prime instructional time	85.8%	Down from 90.9%	89.6%	90.0%
Opportunities in the arts	Good	No Change	Good	Good
SACS accreditation	Yes	No Change	Yes	Yes
Parents attending conferences	80.4%	Up from 0.0%	100.0%	100.0%
Character development program	N/R	N/R	Excellent	Excellent
Dollars spent per pupil**	\$7,568	Down 6.6%	\$8,594	\$7,364
Percent of expenditures for instruction**	68.0%	Up from 63.8%	66.5%	68.0%
Percent of expenditures for teacher salaries**	63.0%	Up from 57.9%	63.5%	66.0%
ESEA composite index score	91.8	Up from 30.5	68.1	88.0

\* Length of contract = 185+ days.

\*\* Prior year audited financial data available.

## EVALUATION RESULTS

	Teachers	Students*	Parents*
Number of surveys returned	20	49	35
Percent satisfied with learning environment	60%	89.8%	62.9%
Percent satisfied with social and physical environment	55%	79.6%	52.9%
Percent satisfied with school-home relations	36.9%	85.7%	61.8%

\*Only students at the highest elementary school grade level at this school and their parents were included.

## REPORT OF PRINCIPAL AND SCHOOL IMPROVEMENT COUNCIL

Denmark Olar Elementary School is located in Denmark, SC. The school's mission is to provide quality instruction and a rigorous curriculum, in a safe and nurturing environment, that will prepare students to be productive citizens in a global society. Our curriculum utilizes the South Carolina State Standards while incorporating balance literacy.

Our educational program is designed to close the achievement gap. One primary component is the implementation of TAP, The System for Teacher and Student Achievement. TAP's on-going professional development fosters the analysis of data to analyze student progress, the research and implementation of proven instructional strategies, and the engagement of teachers in depth of content knowledge and pedagogy. The continuous monitoring of student progress led to the implementation of RIT Wednesday, additional time to focus on differentiation of instruction in target areas. Students responded well to the initiative and were able to chart their academic growth. We also utilize MAP testing, the After School Program, Saturday Academic, and computer-assisted instruction as academic interventions.

We continuously encourage parental and community support and thank the community for meeting the needs of our students. We will continue to offer programs such as Grandparents' Day, American Educational Week, Literacy Night, Red Ribbon Week, and others to foster involvement and keep the community abreast of educational trends and student progress.

Our students made great strides this academic school year and the administrative staff and faculty, along with the School Improvement Council, parents and community will continue efforts to improve performance on state assessments and students' overall development.

Lorraine J. Peeples, Principal  
Cindy Casper, SIC Chairperson

Comprehensive detail, including definitions of ratings, performance criteria, and explanations of status, is available on [www.ed.sc.gov](http://www.ed.sc.gov) and [www.eoc.sc.gov](http://www.eoc.sc.gov) as well as school and school district websites.

Printed versions are available from school districts upon request.

### Abbreviations Key

N/A Not Applicable N/AV Not Available N/C Not Collected N/R Not Reported I/S Insufficient Sample TBD To be determined

NI Newly Identified CSI Continuing School Improvement CA Corrective Action RP Plan to Restructure R Restructure DELAY School Improvement Status HOLD School Improvement Status