

SC Annual School Report Card Summary

The Technology Center
 Grades: Enrollment: 879
 Director: Dr. G. Cleve Pilot
 Board Chair: Mary Ulmer
 Superintendent: Cynthia Wilson

PERFORMANCE

Comprehensive detail, including definitions of ratings, performance criteria, and explanations of status, is available on www.ed.sc.gov and www.eoc.sc.gov as well as school and school district websites. Printed versions are available from school districts upon request.

YEAR	ABSOLUTE RATING	GROWTH RATING	PALMETTO GOLD AND SILVER AWARD		ESEA/FEDERAL ACCOUNTABILITY RATING SYSTEM	
			General Performance	Closing the Gap	ESEA Grade	Accountability Indicator
2013	Good	At-Risk	TBD	TBD	Met	N/A
2012	Excellent	Good	Gold	N/A	Met	N/A
2011	Excellent	Excellent	Gold	N/A	Met	N/A

ABSOLUTE RATINGS OF CAREER CENTERS IN SC*

EXCELLENT	GOOD	AVERAGE	BELOW AVERAGE	AT-RISK
23	9	4	2	1

* Ratings are calculated with data available by 11/21/2013. All Career Centers in South Carolina are included.

TECHNICAL SKILL ATTAINMENT

The percentage of students enrolled in career and technology courses at a center who earn a 2.0 or above on the final course grade.

Our Center		State Center Average (%)	
n	%	n	%
647	92.6%		89.4%

GRADUATION RATE

The number of 12th grade career technology education students who graduate in the spring is divided by the number of 12th graders enrolled in the center and converted to a percentage.

Our Center		State Center Average (%)	
n	%	n	%
232	85.8%		94.9%

PLACEMENT RATE


The number of career and technology completers who are available for placement in postsecondary instruction, military services, or employment is divided into the number of students over a three-year period who are actually placed and converted to a percentage. This criterion mirrors the Perkins standard.

Our Center		State Center Average (%)	
n	%	n	%
360	98.1%		96.5%


NAEP PERFORMANCE*

* Performance reported for SC and nation, data not available at school level. Percentages at NAEP Achievement Levels.


READING – GRADE 8 (2011)



MATH – GRADE 8 (2011)



SCIENCE – GRADE 8 (2011)



SC PERFORMANCE VISION

By 2020 all students will graduate with the knowledge and skills necessary to compete successfully in the global economy, participate in a democratic society and contribute positively as members of families and communities.

Abbreviations Key

N/A Not Applicable N/AV Not Available N/C Not Collected N/R Not Reported I/S Insufficient Sample TBD To be determined

The Technology Center [Orangeburg Consolidated 5]

SCHOOL PROFILE

	Our Center	Change from Last Year	Median Career Center
Students (n=879)			
Career/technology students in co-curricular organizations	14.1%	Up from 11.6%	16.2%
Enrollment in career/technology courses	879	Down from 1125	620
Students participating in work-based experiences	8.8%	Down from 12.6%	14.9%
Teachers (n=26)			
Teachers with advanced degrees	46.2%	Up from 43.3%	26.0%
Continuing contract teachers	69.2%	Up from 66.7%	78.7%
Teachers returning from previous year	82.3%	Up from 80.1%	90.6%
Teacher attendance rate	96.0%	Down from 96.2%	95.1%
Average teacher salary*	\$45,213	Up 1.8%	\$48,591
Professional development days/teacher	8.9 days	Down from 19.0 days	12.7 days
Center			
Director's years at Center	1.0	Down from 4.0	7.0
Dollars spent per pupil**	\$2,786	Down 24.7%	\$3,188
Percent of expenditures for teacher salaries**	62.0%	Up from 57.3%	58.5%
Percent of expenditures for instruction**	65.0%	Up from 62.0%	66.5%
Parents attending conferences	70.0%	Down from 79.1%	81.9%

* Length of contract = 185+ days.

** Prior year audited financial data available.

EVALUATION RESULTS

	Teachers	Students*	Parents*
Number of surveys returned	23	101	45
Percent satisfied with learning environment	73.9%	68.4%	77.8%
Percent satisfied with social and physical environment	77.3%	71%	70.2%
Percent satisfied with school-home relations	54.6%	84%	78.7%

* Only eleventh grade students and their parents were included.

REPORT OF DIRECTOR AND SCHOOL IMPROVEMENT COUNCIL

Preparing students for post-secondary education and/or the work force is the focus of The Technology Center. The Technology Center serves over 800 students per semester from Bethune-Bowman Middle-High School, North-Middle High School, Orangeburg-Wilkinson High School and Calhoun County High School. A Blue Ribbon Lighthouse School of Excellence (awarded in 2007) and a Red Carpet School, The Technology Center continues to provide efficient and effective instruction to prepare students for college, the military and or the world of work. Our staff consists of 23 highly qualified teachers and an excellent support staff who assist teachers in every facet of the learning process. We have increased the number of students achieving state and or national industry certifications by continuing to implement literacy and numeracy programs where strategies are integrated into the Career and Technology Education courses. We have students who obtained certification in Cosmetology, ProStart, ServSafe, NCCER, IC3, Automotive Safety Certification and Certified Nursing Assistant programs during the 2012-13 school year. The Technology Center also partnered with the Orangeburg County Sheriff's Department to implement the state's only Victim's Advocate Certification where we had 100% (7 out of 7) of the students receiving their certification.

Because of our support programs and School-to-Work Coordinator, The Technology Center had over 150 students who have experienced paid or nonpaid work-based experiences and co-ops during the 2012-13 school year. In addition, we are looking to incorporate more businesses to participate in our student internship and co-op program. The Technology Center has professional student organizations for all of our programs which promote leadership competitions at the district, regional, state and national levels. The Technology Center has dual credit opportunities with Orangeburg-Calhoun Technical College and articulation agreements with several universities across the state. Several of our students competed on the district and state level and placed first or second and will compete on the national level in their perspective field this summer. The success of The Technology Center is strengthened by the continued support of our partners in higher education, the business community, community agencies and our wonderful and supportive parents. We pride ourselves on being a school that "Integrates real-world applications into everyday project-based learning activities!"

G. Cleve Pilot, Ed.D. NBCT, Director

Comprehensive detail, including definitions of ratings, performance criteria, and explanations of status, is available on www.ed.sc.gov and www.eoc.sc.gov as well as school and school district websites.

Printed versions are available from school districts upon request.

Abbreviations Key

N/A Not Applicable N/AV Not Available N/C Not Collected N/R Not Reported I/S Insufficient Sample TBD To be determined

NI Newly Identified CSI Continuing School Improvement CA Corrective Action RP Plan to Restructure R Restructure DELAY School Improvement Status HOLD School Improvement Status