

# SC Annual School Report Card Summary

Academy for Careers and Technology  
 Grades: Enrollment: 231  
 Director: Paul C. Crandall  
 Board Chair: Ms. Cynthia Legette  
 Superintendent:

## PERFORMANCE

Comprehensive detail, including definitions of ratings, performance criteria, and explanations of status, is available on [www.ed.sc.gov](http://www.ed.sc.gov) and [www.eoc.sc.gov](http://www.eoc.sc.gov) as well as school and school district websites. Printed versions are available from school districts upon request.

YEAR	ABSOLUTE RATING	GROWTH RATING	PALMETTO GOLD AND SILVER AWARD		ESEA/FEDERAL ACCOUNTABILITY RATING SYSTEM	
			General Performance	Closing the Gap	ESEA Grade	Accountability Indicator
2013	Average	Average	TBD	TBD	Met	N/A
2012	Below Average	Average	N/A	N/A	Met	N/A
2011	Below Average	At-Risk	N/A	N/A	Met	N/A

## ABSOLUTE RATINGS OF CAREER CENTERS IN SC\*

EXCELLENT	GOOD	AVERAGE	BELOW AVERAGE	AT-RISK
23	9	4	2	1

\* Ratings are calculated with data available by 11/21/2013. All Career Centers in South Carolina are included.

## TECHNICAL SKILL ATTAINMENT

The percentage of students enrolled in career and technology courses at a center who earn a 2.0 or above on the final course grade.

Our Center		State Center Average (%)	
n	%	n	%
207	86.0%		89.4%

## GRADUATION RATE

The number of 12th grade career technology education students who graduate in the spring is divided by the number of 12th graders enrolled in the center and converted to a percentage.

Our Center		State Center Average (%)	
n	%	n	%
100	94.0%		94.9%

## PLACEMENT RATE


The number of career and technology completers who are available for placement in postsecondary instruction, military services, or employment is divided into the number of students over a three-year period who are actually placed and converted to a percentage. This criterion mirrors the Perkins standard.

Our Center		State Center Average (%)	
n	%	n	%
171	93.6%		96.5%


## NAEP PERFORMANCE\*

\* Performance reported for SC and nation, data not available at school level. Percentages at NAEP Achievement Levels.


### READING – GRADE 8 (2011)



### MATH – GRADE 8 (2011)



### SCIENCE – GRADE 8 (2011)



## SC PERFORMANCE VISION

By 2020 all students will graduate with the knowledge and skills necessary to compete successfully in the global economy, participate in a democratic society and contribute positively as members of families and communities.

### Abbreviations Key

N/A Not Applicable N/AV Not Available N/C Not Collected N/R Not Reported I/S Insufficient Sample TBD To be determined

# Academy for Careers and Technology

## SCHOOL PROFILE

	Our Center	Change from Last Year	Median Career Center
<b>Students (n=231)</b>			
Career/technology students in co-curricular organizations	38.5%	Down from 47.2%	16.2%
Enrollment in career/technology courses	231	Up from 197	620
Students participating in work-based experiences	0.0%	No Change	14.9%
<b>Teachers (n=12)</b>			
Teachers with advanced degrees	8.3%	Down from 9.1%	26.0%
Continuing contract teachers	33.3%	Down from 36.4%	78.7%
Teachers returning from previous year	N/A	N/A	90.6%
Teacher attendance rate	97.4%	N/R	95.1%
Average teacher salary*	\$41,794	Down 15.0%	\$48,591
Professional development days/teacher	12.7 days	Up from 7.0 days	12.7 days
<b>Center</b>			
Director's years at Center	12.0	Up from 11.0	7.0
Dollars spent per pupil**	\$12,193	Up 1.6%	\$3,188
Percent of expenditures for teacher salaries**	33.0%	Down from 52.1%	58.5%
Percent of expenditures for instruction**	66.0%	Up from 52.1%	66.5%
Parents attending conferences	77.9%	Up from 34.5%	81.9%

\* Length of contract = 185+ days.

\*\* Prior year audited financial data available.

## EVALUATION RESULTS

	Teachers	Students*	Parents*
Number of surveys returned	5	65	20
Percent satisfied with learning environment	100%	84.6%	80%
Percent satisfied with social and physical environment	100%	90.7%	95%
Percent satisfied with school-home relations	60%	90.9%	95%

\* Only eleventh grade students and their parents were included.

## REPORT OF DIRECTOR AND SCHOOL IMPROVEMENT COUNCIL

The Mission of the Academy for Careers and Technology is to strengthen the community by preparing students for employment in a changing global workforce. The Vision of the Academy for Careers and Technology is for every student who successfully completes a program of study to be gainfully employed and/or enrolled in a post-secondary educational program.

ACT serves the three Marion County public high schools and several private schools while the Marion County School of Practical Nursing serves adult students. Technical programs offered during 2012-2013 were Auto Collision Repair Technology, Automotive Technology, Construction Trades, Cosmetology, Culinary Arts, Emergency Medical Technician-Basic, Entertainment Technology, Health Science, Nail Technology and Practical Nursing. Students were encouraged to participate in student organizations related to their programs. Chapters of HOSA, FIRST, ProStart and SkillsUSA provided opportunities for leadership and competition on the local, state, and national level. Health Science students earned the honor of representing Marion County in state competition at the HOSA Leadership Conference in Charleston, SC. Competencies and skills required for entry-level employment were emphasized in all programs. Students had opportunities to participate in school-to-work activities including internships, service-learning projects, and school-based enterprises. Opportunities for professional staff development including courses, workshops, seminars, and conferences were provided for all faculty and staff members. ACT serves the community by collaborating with higher education and the private sector and is a training center for the enhancement of economic. Florence-Darlington Technical College and Coker College utilize ACT facilities to offer college-level courses for Marion County adults.

Students were recognized for their excellence in performance with certificates and medallions. The Renaissance Journey, a year-long incentive program for improving school performance, concluded its twelfth year. Students who earned points through achievement, attendance, community service, and professionalism were eligible to win a new 2013 moped. Over 225 students earned points, were eligible to win, and were entered into a random drawing. The moped was won by a lucky Cosmetology II student on May 16, 2013. Engineers continued their partnership with Marion County students to design and build a robot and compete in the F.I.R.S.T. Robotics Palmetto Regional Competition in Myrtle Beach, SC. Eighty-five high school students completed programs and were recognized at an achievement/completion ceremony on May 16, 2013. Nineteen adult students graduated from the Marion County School of Practical Nursing on May 24, 2013.

Paul Crandall, Director

Comprehensive detail, including definitions of ratings, performance criteria, and explanations of status, is available on [www.ed.sc.gov](http://www.ed.sc.gov) and [www.eoc.sc.gov](http://www.eoc.sc.gov) as well as school and school district websites.

Printed versions are available from school districts upon request.

### Abbreviations Key

N/A Not Applicable N/AV Not Available N/C Not Collected N/R Not Reported I/S Insufficient Sample TBD To be determined  
 NI Newly Identified CSI Continuing School Improvement CA Corrective Action RP Plan to Restructure R Restructure DELAY School Improvement Status HOLD School Improvement Status