



SC Annual School Report Card Summary

Golden Strip Career Technology Center
 Grades: Enrollment: 451
 Director: Leroy Elrod
 Board Chair: Mr. Chuck Saylor
 Superintendent: Mr. Burke Royster

PERFORMANCE

Comprehensive detail, including definitions of ratings, performance criteria, and explanations of status, is available on www.ed.sc.gov and www.eoc.sc.gov as well as school and school district websites. Printed versions are available from school districts upon request.

YEAR	ABSOLUTE RATING	GROWTH RATING	PALMETTO GOLD AND SILVER AWARD		ESEA/FEDERAL ACCOUNTABILITY RATING SYSTEM	
			General Performance	Closing the Gap	ESEA Grade	Accountability Indicator
2013	Excellent	Good	TBD	TBD	Met	N/A
2012	Excellent	Average	Gold	N/A	Met	N/A
2011	Good	At-Risk	N/A	N/A	Met	N/A

ABSOLUTE RATINGS OF CAREER CENTERS IN SC*

EXCELLENT	GOOD	AVERAGE	BELOW AVERAGE	AT-RISK
23	9	4	2	1

* Ratings are calculated with data available by 11/21/2013. All Career Centers in South Carolina are included.

TECHNICAL SKILL ATTAINMENT

The percentage of students enrolled in career and technology courses at a center who earn a 2.0 or above on the final course grade.

Our Center		State Center Average (%)	
n	%	n	%
324	92.3%		89.4%

GRADUATION RATE

The number of 12th grade career technology education students who graduate in the spring is divided by the number of 12th graders enrolled in the center and converted to a percentage.

Our Center		State Center Average (%)	
n	%	n	%
113	93.8%		94.9%

PLACEMENT RATE


The number of career and technology completers who are available for placement in postsecondary instruction, military services, or employment is divided into the number of students over a three-year period who are actually placed and converted to a percentage. This criterion mirrors the Perkins standard.

Our Center		State Center Average (%)	
n	%	n	%
267	97.8%		96.5%


NAEP PERFORMANCE*

* Performance reported for SC and nation, data not available at school level. Percentages at NAEP Achievement Levels.


READING – GRADE 8 (2011)



MATH – GRADE 8 (2011)



SCIENCE – GRADE 8 (2011)



SC PERFORMANCE VISION

By 2020 all students will graduate with the knowledge and skills necessary to compete successfully in the global economy, participate in a democratic society and contribute positively as members of families and communities.

Abbreviations Key

N/A Not Applicable N/AV Not Available N/C Not Collected N/R Not Reported I/S Insufficient Sample TBD To be determined

Golden Strip Career Technology Center [Greenville]

SCHOOL PROFILE

	Our Center	Change from Last Year	Median Career Center
Students (n=451)			
Career/technology students in co-curricular organizations	23.1%	Down from 26.2%	16.2%
Enrollment in career/technology courses	451	Up from 393	620
Students participating in work-based experiences	4.7%	Down from 15.3%	14.9%
Teachers (n=19)			
Teachers with advanced degrees	21.1%	Up from 6.3%	26.0%
Continuing contract teachers	63.2%	Up from 62.5%	78.7%
Teachers returning from previous year	90.3%	Up from 89.6%	90.6%
Teacher attendance rate	93.8%	Up from 93.7%	95.1%
Average teacher salary*	\$45,291	Down 3.6%	\$48,591
Professional development days/teacher	14.7 days	Down from 16.1 days	12.7 days
Center			
Director's years at Center	9.0	Up from 8.0	7.0
Dollars spent per pupil**	\$4,492	Up 18.2%	\$3,188
Percent of expenditures for teacher salaries**	61.0%	Up from 56.2%	58.5%
Percent of expenditures for instruction**	68.0%	Up from 67.0%	66.5%
Parents attending conferences	86.7%	Up from 85.2%	81.9%

* Length of contract = 185+ days.

** Prior year audited financial data available.

EVALUATION RESULTS

	Teachers	Students*	Parents*
Number of surveys returned	18	170	63
Percent satisfied with learning environment	94.5%	86.4%	84.1%
Percent satisfied with social and physical environment	100%	88.6%	82.6%
Percent satisfied with school-home relations	83.3%	87.3%	87.5%

* Only eleventh grade students and their parents were included.

REPORT OF DIRECTOR AND SCHOOL IMPROVEMENT COUNCIL

Golden Strip Career/Technology Center is excited about the opportunities it offers to our students. Through our classes, students engage in authentic experiences that give them the necessary skills to be successful in a dynamic society. These authentic experiences include class projects, field trips, co-operative experiences, internships, and state and national competitions. Many of our students go from our career center to the workplace, but we also provide for those students that intend to continue their education in a post-secondary setting. We offer dual enrollment through Greenville Technical College with several of our courses where students receive college credit along with their high school Carnegie units. We encourage all of our students to pursue as much additional education as possible. This past year, our placement rate which includes the workplace, the military, and post-secondary education was over 97%.

We are happy to announce that we are adding two challenging courses – Google Apps & Animation, and Emergency & Fire Management Services – to our curriculum for the 2013/2014 school year. Google Apps incorporates emerging technologies using Google Applications to prepare students for learning and working in the 21st century through communication and collaboration. Emergency & Fire Management Services provides the student the opportunity to learn about emergency services that are provided to a community. Students will learn about local, state, and federal regulations and standards related to EMS and firefighters as well as caring for victims in an emergency situation. We strive to offer courses that are of interest to students and those courses that will give students the opportunity to find employment and to provide adequate financial support for themselves and their families.

We have developed a five year facilities plan that will go a long way in addressing the needs of our students and the community. The plan consist of adding a health science wing at the rear of the school that will house our existing health science courses with the addition of new courses such as barbering, nail technology, and a second health science technology class to accommodate growth. The plan also consists of renovating existing space to accommodate a mechatronics classroom and lab and a second automotive technology classroom and lab. Golden Strip Career/Technology Center is proud of the fact that since 2004, we have earned an "Excellent" on our school report card every year except for one. We are constantly striving to do more for our students and with the continued support of our stakeholders – students, parents, businesses, and the community – we will.

Leroy Elrod, Director
Chairperson

Mark Christopher, SIC

Comprehensive detail, including definitions of ratings, performance criteria, and explanations of status, is available on www.ed.sc.gov and www.eoc.sc.gov as well as school and school district websites.

Printed versions are available from school districts upon request.

Abbreviations Key

N/A Not Applicable N/AV Not Available N/C Not Collected N/R Not Reported I/S Insufficient Sample TBD To be determined
NI Newly Identified CSI Continuing School Improvement CA Corrective Action RP Plan to Restructure R Restructure DELAY School Improvement Status HOLD School Improvement Status