

# SC Annual School Report Card Summary

Donaldson Career Center  
 Grades: Enrollment: 228  
 Director: Cassina L. Allen  
 Board Chair: Mr. Chuck Saylor  
 Superintendent: Mr. Burke Royster

## PERFORMANCE

Comprehensive detail, including definitions of ratings, performance criteria, and explanations of status, is available on [www.ed.sc.gov](http://www.ed.sc.gov) and [www.eoc.sc.gov](http://www.eoc.sc.gov) as well as school and school district websites. Printed versions are available from school districts upon request.

YEAR	ABSOLUTE RATING	GROWTH RATING	PALMETTO GOLD AND SILVER AWARD		ESEA/FEDERAL ACCOUNTABILITY RATING SYSTEM	
			General Performance	Closing the Gap	ESEA Grade	Accountability Indicator
2013	Good	At-Risk	TBD	TBD	Met	N/A
2012	Excellent	Excellent	Gold	N/A	Met	N/A
2011	Below Average	Good	Silver	N/A	Met	N/A

## ABSOLUTE RATINGS OF CAREER CENTERS IN SC\*

EXCELLENT	GOOD	AVERAGE	BELOW AVERAGE	AT-RISK
23	9	4	2	1

\* Ratings are calculated with data available by 11/21/2013. All Career Centers in South Carolina are included.

## TECHNICAL SKILL ATTAINMENT

The percentage of students enrolled in career and technology courses at a center who earn a 2.0 or above on the final course grade.

Our Center		State Center Average (%)
n	%	%
155	89.0%	89.4%

## GRADUATION RATE

The number of 12th grade career technology education students who graduate in the spring is divided by the number of 12th graders enrolled in the center and converted to a percentage.

Our Center		State Center Average (%)
n	%	%
33	87.9%	94.9%

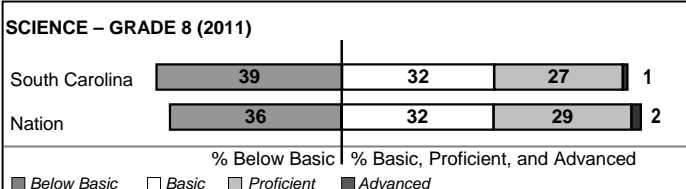


## PLACEMENT RATE

The number of career and technology completers who are available for placement in postsecondary instruction, military services, or employment is divided into the number of students over a three-year period who are actually placed and converted to a percentage. This criterion mirrors the Perkins standard.

Our Center		State Center Average (%)
n	%	%
123	96.8%	96.5%

## NAEP PERFORMANCE\*

\* Performance reported for SC and nation, data not available at school level. Percentages at NAEP Achievement Levels.



## SC PERFORMANCE VISION

*By 2020 all students will graduate with the knowledge and skills necessary to compete successfully in the global economy, participate in a democratic society and contribute positively as members of families and communities.*

### Abbreviations Key

N/A Not Applicable N/AV Not Available N/C Not Collected N/R Not Reported I/S Insufficient Sample TBD To be determined

# Donaldson Career Center [Greenville County]

## SCHOOL PROFILE

	Our Center	Change from Last Year	Median Career Center
<b>Students (n=228)</b>			
Career/technology students in co-curricular organizations	16.2%	Down from 36.2%	16.2%
Enrollment in career/technology courses	228	Up from 174	620
Students participating in work-based experiences	2.2%	Down from 40.2%	14.9%
<b>Teachers (n=20)</b>			
Teachers with advanced degrees	30.0%	Down from 35.3%	26.0%
Continuing contract teachers	50.0%	Down from 64.7%	78.7%
Teachers returning from previous year	85.5%	Down from 88.2%	90.6%
Teacher attendance rate	88.3%	Down from 95.8%	95.1%
Average teacher salary*	\$43,453	Down 1.1%	\$48,591
Professional development days/teacher	21.0 days	Down from 27.4 days	12.7 days
<b>Center</b>			
Director's years at Center	3.0	Up from 2.0	7.0
Dollars spent per pupil**	\$9,102	Up 99.9%	\$3,188
Percent of expenditures for teacher salaries**	60.0%	Up from 56.4%	58.5%
Percent of expenditures for instruction**	68.0%	Down from 70.2%	66.5%
Parents attending conferences	100.0%	No Change	81.9%

\* Length of contract = 185+ days.

\*\* Prior year audited financial data available.

## EVALUATION RESULTS

	Teachers	Students*	Parents*
Number of surveys returned	12	86	44
Percent satisfied with learning environment	100%	93%	100%
Percent satisfied with social and physical environment	100%	90.5%	95.5%
Percent satisfied with school-home relations	75%	90.5%	90.9%

\* Only eleventh grade students and their parents were included.

## REPORT OF DIRECTOR AND SCHOOL IMPROVEMENT COUNCIL

Donaldson Career Center, located in Greenville, SC, is a public school accredited by the Southern Association of Colleges and Schools (SACS). We are a "Technology Centers That Work" site with the Southern Regional Education Board, which focuses the efforts of our center on "Ten Key Practices" to improve student achievement. Donaldson primarily serves students from Carolina Academy, Southside High School, Greenville Senior High Academy, and Woodmont High School, however, students from any Greenville County high school may elect to attend the center for specialized career preparation programs.

We have experienced a number of accomplishments during the 2012-2013 school year. In early fall we learned that our school qualified as a Palmetto Silver Award recipient for 2011-2012 and have recently been recognized as a Palmetto Gold Award recipient for 2012-2013. We had several students receive medals in the SC SkillsUSA competition in March with one gold medal winner in Commercial Baking that will compete at the national level in June.

This year we will have over 100 students testing for or earning industry and/or work-based certifications. We continue to prepare our students for study at the postsecondary level or immediate employment and work to successfully establish relationships with local businesses, industry, and organizations to give authentic learning experiences to our students through cooperative learning, job shadowing, internships and field trips. In April, our center hosted its 3rd annual career fair with over 30 local colleges and businesses represented.

The career programs of study offered at Donaldson Career Center this year included Automotive Technology, Building Construction, Cosmetology, Culinary Arts, Digital Art and Design, Fashion Design, Introduction to Teaching, Health Science, Law Enforcement, Nail Technology and Welding. We are currently working to offer a new Barbering program which would begin in the fall of 2014.

Cassina L. Allen, Director

Thomas G. Cooke, SIC Chairperson

Comprehensive detail, including definitions of ratings, performance criteria, and explanations of status, is available on [www.ed.sc.gov](http://www.ed.sc.gov) and [www.eoc.sc.gov](http://www.eoc.sc.gov) as well as school and school district websites.

Printed versions are available from school districts upon request.

### Abbreviations Key

N/A Not Applicable N/AV Not Available N/C Not Collected N/R Not Reported I/S Insufficient Sample TBD To be determined  
NI Newly Identified CSI Continuing School Improvement CA Corrective Action RP Plan to Restructure R Restructure DELAY School Improvement Status HOLD School Improvement Status