



SC Annual School Report Card Summary

Aiken County Career and Technology Center
 Grades: Enrollment: 573
 Director: Brooks Smith
 Board Chair: Mrs. Rosemary B. English
 Superintendent: Dr. Elizabeth Everitt

PERFORMANCE

Comprehensive detail, including definitions of ratings, performance criteria, and explanations of status, is available on www.ed.sc.gov and www.eoc.sc.gov as well as school and school district websites. Printed versions are available from school districts upon request.

YEAR	ABSOLUTE RATING	GROWTH RATING	PALMETTO GOLD AND SILVER AWARD		ESEA/FEDERAL ACCOUNTABILITY RATING SYSTEM	
			General Performance	Closing the Gap	ESEA Grade	Accountability Indicator
2013	Excellent	Good	TBD	TBD	Met	N/A
2012	Excellent	Excellent	Gold	N/A	Met	N/A
2011	Excellent	Excellent	Gold	N/A	Met	N/A

ABSOLUTE RATINGS OF CAREER CENTERS IN SC*

EXCELLENT	GOOD	AVERAGE	BELOW AVERAGE	AT-RISK
23	9	4	2	1

* Ratings are calculated with data available by 11/21/2013. All Career Centers in South Carolina are included.

TECHNICAL SKILL ATTAINMENT

The percentage of students enrolled in career and technology courses at a center who earn a 2.0 or above on the final course grade.

Our Center		State Center Average (%)	
n	%	n	%
520	96.2%		89.4%

GRADUATION RATE

The number of 12th grade career technology education students who graduate in the spring is divided by the number of 12th graders enrolled in the center and converted to a percentage.

Our Center		State Center Average (%)	
n	%	n	%
130	93.8%		94.9%




PLACEMENT RATE

The number of career and technology completers who are available for placement in postsecondary instruction, military services, or employment is divided into the number of students over a three-year period who are actually placed and converted to a percentage. This criterion mirrors the Perkins standard.

Our Center		State Center Average (%)	
n	%	n	%
363	95.6%		96.5%

NAEP PERFORMANCE*

* Performance reported for SC and nation, data not available at school level. Percentages at NAEP Achievement Levels.



SC PERFORMANCE VISION

By 2020 all students will graduate with the knowledge and skills necessary to compete successfully in the global economy, participate in a democratic society and contribute positively as members of families and communities.

Abbreviations Key

N/A Not Applicable N/AV Not Available N/C Not Collected N/R Not Reported I/S Insufficient Sample TBD To be determined

Aiken County Career and Technology Center [Aiken

SCHOOL PROFILE

	Our Center	Change from Last Year	Median Career Center
Students (n=573)			
Career/technology students in co-curricular organizations	11.5%	Down from 16.6%	16.2%
Enrollment in career/technology courses	573	Down from 620	620
Students participating in work-based experiences	19.4%	Down from 20.2%	14.9%
Teachers (n=18)			
Teachers with advanced degrees	11.1%	Down from 15.8%	26.0%
Continuing contract teachers	72.2%	Down from 73.7%	78.7%
Teachers returning from previous year	87.7%	Up from 82.1%	90.6%
Teacher attendance rate	96.3%	Down from 97.1%	95.1%
Average teacher salary*	\$47,861	Up 2.3%	\$48,591
Professional development days/teacher	13.4 days	Up from 13.1 days	12.7 days
Center			
Director's years at Center	3.0	Up from 2.0	7.0
Dollars spent per pupil**	\$4,108	Down 36.7%	\$3,188
Percent of expenditures for teacher salaries**	48.0%	Up from 46.2%	58.5%
Percent of expenditures for instruction**	66.0%	Down from 66.8%	66.5%
Parents attending conferences	51.8%	Down from 70.5%	81.9%

* Length of contract = 185+ days.

** Prior year audited financial data available.

EVALUATION RESULTS

	Teachers	Students*	Parents*
Number of surveys returned	16	175	44
Percent satisfied with learning environment	87.5%	85.2%	88.6%
Percent satisfied with social and physical environment	93.8%	85.8%	75%
Percent satisfied with school-home relations	93.8%	86.3%	83%

* Only eleventh grade students and their parents were included.

REPORT OF DIRECTOR AND SCHOOL IMPROVEMENT COUNCIL

Students attending the Aiken County Career and Technology Center and completing four or more credits in one skill area are designated as completers. This year 158 of our students will receive the distinction of being completers in their chosen field of study. This is a major accomplishment for these students, and with many completing national certifications in their specific area of training, these students are well on their way to entering the workforce as confident, productive citizens.

Because of the engagement and real world learning opportunities, students attending the Career Center have maintained over a ninety-five percent graduation rate in recent years. For the 12th straight year, our Cosmetology students had 100 percent passage rate on the state licensing exam. Entering the second year of our partnership with engine manufacturer MTU, students completing this apprenticeship program will earn internationally recognized credentials.

We are proud of the individual and collective accomplishments of our students. Many have excelled at the state and national level, with some holding state offices in Career and Technology Student Organizations. Some of our notable accomplishments this year included our apprenticeship program being featured on the Dan Rather Reports national television program.

As we continue to enthusiastically assist our students toward achieving success at our school and beyond, we welcome and appreciate the continued support from our parents, industry partners and community.

Brooks Smith
Director/Principal

Kristen Medlin
CTE Advisory Council Chair

Comprehensive detail, including definitions of ratings, performance criteria, and explanations of status, is available on www.ed.sc.gov and www.eoc.sc.gov as well as school and school district websites.

Printed versions are available from school districts upon request.

Abbreviations Key

N/A Not Applicable N/AV Not Available N/C Not Collected N/R Not Reported I/S Insufficient Sample TBD To be determined
NI Newly Identified CSI Continuing School Improvement CA Corrective Action RP Plan to Restructure R Restructure DELAY School Improvement Status HOLD School Improvement Status