



# SC Annual School Report Card Summary

Springfield Middle School  
 York 4  
 Grades: 6-8 Enrollment: 720  
 Principal: Keith Griffin  
 Superintendent: Dr. James N. Epps, Jr.  
 Board Chair: Patrick White

## PERFORMANCE

Comprehensive detail, including definitions of ratings, performance criteria, and explanations of status, is available on [www.ed.sc.gov](http://www.ed.sc.gov) and [www.eoc.sc.gov](http://www.eoc.sc.gov) as well as school and school district websites. Printed versions are available from school districts upon request.

YEAR	ABSOLUTE RATING	GROWTH RATING	PALMETTO GOLD AND SILVER AWARD		ESEA/FEDERAL ACCOUNTABILITY RATING SYSTEM	
			General Performance	Closing the Gap	ESEA Grade	Accountability Indicator
2012	Excellent	Excellent	TBD	TBD	A	N/A
2011	Excellent	Excellent	Gold	Silver	Not Met	N/A
2010	Excellent	Excellent	Gold	Silver	Not Met	N/A

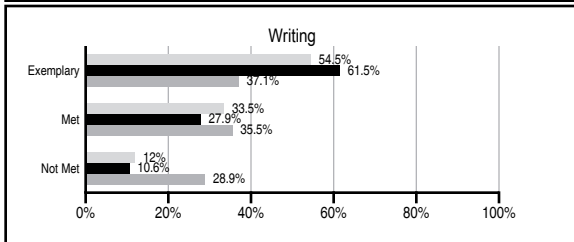
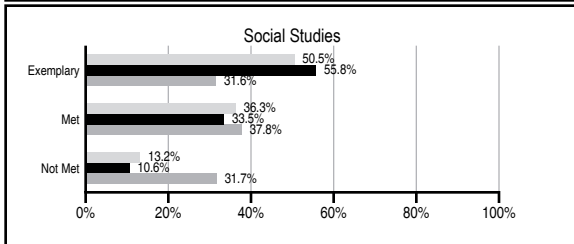
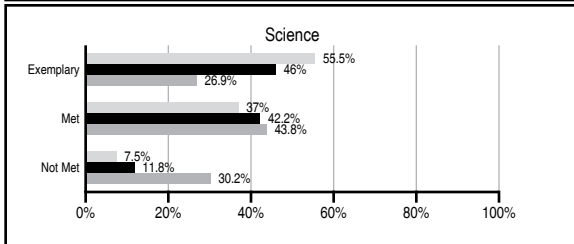
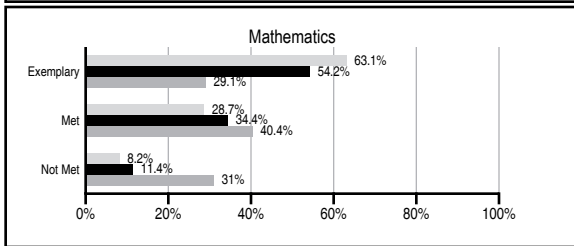
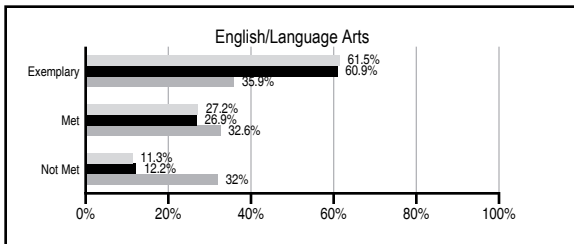
## ABSOLUTE RATINGS OF MIDDLE SCHOOLS WITH STUDENTS LIKE OURS\*

EXCELLENT	GOOD	AVERAGE	BELOW AVERAGE	AT-RISK
10	0	1	0	0

\* Ratings are calculated with data available by 11/07/2012. Schools with Students Like Ours are Middle Schools with Poverty Indices of no more than 5% above or below the index for this school.

## PASS PERFORMANCE

Our School
  Middle Schools with Students Like Ours
  Middle schools statewide



## NAEP PERFORMANCE\*

\* Performance reported for SC and nation, data not available at school level. Percentages at NAEP Achievement Levels.



## END OF COURSE TESTS - 2012

% of students scoring 70 or above on:	Our Middle School	Middle Schools with Students Like Ours
Algebra 1/Math for the Technologies 2	100.0	98.4
English 1	99.0	97.1
Physical Science	N/A	N/A
US History and the Constitution	N/A	N/A
All Subjects	99.4	97.8

## SC PERFORMANCE VISION

*By 2020 all students will graduate with the knowledge and skills necessary to compete successfully in the global economy, participate in a democratic society and contribute positively as members of families and communities.*

### Abbreviations Key

N/A Not Applicable N/AV Not Available N/C Not Collected N/R Not Reported I/S Insufficient Sample TBD To be determined

# Springfield Middle School [York 4]

## SCHOOL PROFILE

	Our School	Change from Last Year	Middle Schools with Students Like Ours	Median Middle School
<b>Students (n=720)</b>				
Students enrolled in high school credit courses (grades 7 & 8)	19.6%	Up from 14.3%	23.9%	22.9%
Retention rate	0.1%	No Change	0.2%	0.8%
Attendance rate	95.9%	Up from 95.6%	96.9%	96.2%
Served by gifted and talented program	N/AV	N/AV	N/AV	N/AV
With disabilities other than speech	N/AV	N/AV	N/AV	N/AV
Older than usual for grade	N/AV	N/AV	N/AV	N/AV
Out-of-school suspensions or expulsions for violent and/or criminal offenses	0.0%	Down from 0.5%	0.3%	0.5%
Annual dropout rate	0.0%	No Change	0.0%	0.0%
<b>Teachers (n=48)</b>				
Teachers with advanced degrees	68.8%	Up from 63.5%	53.8%	61.3%
Continuing contract teachers	N/AV	N/AV	N/AV	N/AV
Teachers returning from previous year	91.5%	Up from 91.0%	90.5%	86.7%
Teacher attendance rate	95.5%	Up from 94.3%	95.4%	95.2%
Average teacher salary*	\$51,907	Down 0.2%	\$48,135	\$46,422
Classes not taught by highly qualified teachers	0.6%	Up from 0.0%	0.6%	2.0%
Professional development days/teacher	10.2 days	Up from 10.0 days	9.9 days	10.0 days
<b>School</b>				
Principal's years at school	6.0	Up from 5.0	1.0	4.0
Student-teacher ratio in core subjects	19.9 to 1	Down from 21.9 to 1	24.3 to 1	22.0 to 1
Prime instructional time	90.6%	Up from 89.0%	91.3%	90.1%
Opportunities in the arts	Excellent	No Change	Excellent	Good
SACS accreditation	Yes	No Change	Yes	Yes
Parents attending conferences	99.5%	Down from 99.7%	99.8%	98.8%
Character development program	Excellent	No Change	Excellent	Good
Dollars spent per pupil**	\$6,417	Up 5.4%	\$6,375	\$7,245
Percent of expenditures for instruction**	68.9%	Down from 70.0%	66.0%	63.1%
Percent of expenditures for teacher salaries**	68.0%	Down from 68.9%	64.8%	60.9%
ESEA composite index score	92.2	N/A	92.2	88.1

\* Length of contract = 185+ days.

\*\* Prior year audited financial data available.

## EVALUATION RESULTS

	Teachers	Students*	Parents*
Number of surveys returned	36	240	88
Percent satisfied with learning environment	94.4%	79.2%	95.2%
Percent satisfied with social and physical environment	94.4%	84.0%	95.3%
Percent satisfied with school-home relations	97.2%	85.4%	93.1%

\*Only students at the highest middle school grade level at this school and their parents were included.

## REPORT OF PRINCIPAL AND SCHOOL IMPROVEMENT COUNCIL

The 2011-2012 school year was a very exciting school year for Springfield Middle School. Our faculty, staff, students, and parent organizations experienced a great deal of success in academics, the arts, athletics, and various service learning projects during the school year. Some of our year's successes are listed below. Gold Award Winner for General Performance related to our 2010-2011 PASS scores. Silver Award Winner for closing the achievement gap based on academic gains made by students who fall into four subgroups of historically low achieving students Partner School with Winthrop University through a grant called NetSCOPE. Allows us to help train future teachers through Winthrop internships. Red Carpet School from the State Department of Education. 2012 State Middle School Archery Champions. Individual Boys and Girls Champions. Beta Club – many hours of community service – Numerous donations collected from students and staff and given to charities. Seventh grade student qualified for the state geography bee. 19 National Board Certified teachers 52 eighth graders designated as Junior Scholars 42 seventh grade students qualified for the Duke Talent Identification Program (TIP), one student will be recognized at the Grand Recognition Ceremony at Duke University. Two All State Band Members, 10 Region Band Members, 12 All County Band Members Band trip to Orlando- STARS Concert Festival Foundation for Fort Mill Schools Grant Winner— “Recreational Games” More than 400 parents joined us on February 16th for “Invite Parents to School Day” Our students were involved in many successful fundraising ventures such as the Pasta for Pennies, Juvenile Diabetes Research Foundation (JDRF), Humane Society donation, food collection, Children’s Attention Home, and clothes closet donations. (Over \$8400 in monetary donations to Leukemia and Lymphoma Society—3rd in the state) Dance team won the FMSD Expo for dance. Cheerleaders won 2nd place for cheer. 7th and 8th football teams won their division as well as the 8th grade boys and 7th grade girls basketball won their division.

The primary challenges for Springfield Middle School and the Fort Mill School District are funding, growth, and diversity within our student body. With a shift in student population due to the opening of Banks Trail Middle School and the addition of the BTMS 8th grade class, we will have two fewer classroom teachers next year and class sizes will grow as students continue to move to our area. Budget cuts through the years have resulted in a loss of academic support and school support positions and there is no plan to add these back to our school. Diversity within our student population continues to increase and we will need to develop a plan that will help all students be academically successful.

Our year was packed with many successes and challenges, as we attempted to provide the best education possible for our students. With the continued support of our parents and community, our school will strive to provide the best education possible for our students.

Keith Griffin, Principal  
Matherly, SIC Chair

Wendy

Comprehensive detail, including definitions of ratings, performance criteria, and explanations of status, is available on [www.ed.sc.gov](http://www.ed.sc.gov) and [www.eoc.sc.gov](http://www.eoc.sc.gov) as well as school and school district websites.

Printed versions are available from school districts upon request.

### Abbreviations Key

N/A Not Applicable N/AV Not Available N/C Not Collected N/R Not Reported I/S Insufficient Sample TBD To be determined  
NI Newly Identified CSI Continuing School Improvement CA Corrective Action RP Plan to Restructure R Restructure DELAY School Improvement Status HOLD School Improvement Status