



# SC Annual School Report Card Summary

Landrum Middle School  
 Spartanburg 1 School District  
 Grades: 6-8 Enrollment: 280  
 Principal: Crystal McSwain  
 Superintendent: Dr. Ronald W. Garner  
 Board Chair: Mr. Travis Sloan

## PERFORMANCE

Comprehensive detail, including definitions of ratings, performance criteria, and explanations of status, is available on [www.ed.sc.gov](http://www.ed.sc.gov) and [www.eoc.sc.gov](http://www.eoc.sc.gov) as well as school and school district websites. Printed versions are available from school districts upon request.

YEAR	ABSOLUTE RATING	GROWTH RATING	PALMETTO GOLD AND SILVER AWARD		ESEA/FEDERAL ACCOUNTABILITY RATING SYSTEM	
			General Performance	Closing the Gap	ESEA Grade	Accountability Indicator
2012	Excellent	Excellent	TBD	TBD	A	N/A
2011	Excellent	Excellent	Gold	Silver	Met	N/A
2010	Good	Excellent	Gold	Silver	Met	N/A

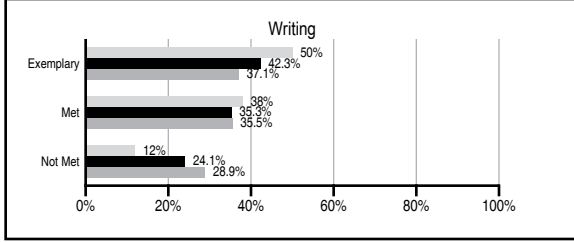
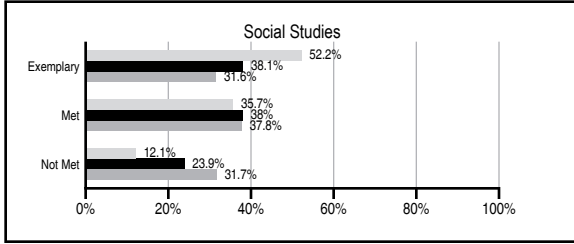
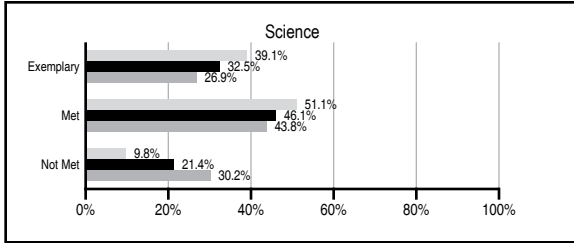
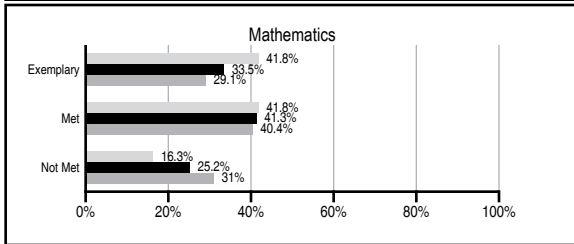
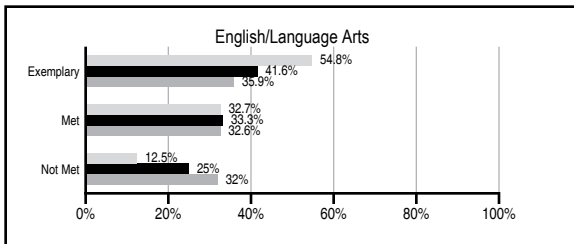
## ABSOLUTE RATINGS OF MIDDLE SCHOOLS WITH STUDENTS LIKE OURS\*

EXCELLENT	GOOD	AVERAGE	BELOW AVERAGE	AT-RISK
15	18	11	0	1

\* Ratings are calculated with data available by 11/07/2012. Schools with Students Like Ours are Middle Schools with Poverty Indices of no more than 5% above or below the index for this school.



## PASS PERFORMANCE

Our School Middle Schools with Students Like Ours Middle schools statewide



## NAEP PERFORMANCE\*

\* Performance reported for SC and nation, data not available at school level. Percentages at NAEP Achievement Levels.



## END OF COURSE TESTS - 2012

% of students scoring 70 or above on:	Our Middle School	Middle Schools with Students Like Ours
Algebra 1/Math for the Technologies 2	100.0	98.3
English 1	N/A	88.3
Physical Science	N/A	N/A
US History and the Constitution	N/A	9
All Subjects	100.0	95.2

## SC PERFORMANCE VISION

*By 2020 all students will graduate with the knowledge and skills necessary to compete successfully in the global economy, participate in a democratic society and contribute positively as members of families and communities.*

### Abbreviations Key

N/A Not Applicable N/AV Not Available N/C Not Collected N/R Not Reported I/S Insufficient Sample TBD To be determined

# Landrum Middle School [Spartanburg 1 School District]

## SCHOOL PROFILE

	Our School	Change from Last Year	Middle Schools with Students Like Ours	Median Middle School
<b>Students (n=280)</b>				
Students enrolled in high school credit courses (grades 7 & 8)	14.8%	Up from 14.5%	28.9%	22.9%
Retention rate	0.4%	Up from 0.0%	0.7%	0.8%
Attendance rate	96.3%	Up from 96.2%	96.5%	96.2%
Served by gifted and talented program	N/AV	N/AV	N/AV	N/AV
With disabilities other than speech	N/AV	N/AV	N/AV	N/AV
Older than usual for grade	N/AV	N/AV	N/AV	N/AV
Out-of-school suspensions or expulsions for violent and/or criminal offenses	0.4%	Up from 0.0%	0.5%	0.5%
Annual dropout rate	0.0%	No Change	0.0%	0.0%
<b>Teachers (n=23)</b>				
Teachers with advanced degrees	52.2%	Down from 59.1%	62.5%	61.3%
Continuing contract teachers	N/AV	N/AV	N/AV	N/AV
Teachers returning from previous year	91.6%	Up from 87.6%	88.6%	86.7%
Teacher attendance rate	97.4%	Up from 96.3%	95.3%	95.2%
Average teacher salary*	\$47,713	Up 2.8%	\$47,092	\$46,422
Classes not taught by highly qualified teachers	4.9%	Up from 0.0%	1.4%	2.0%
Professional development days/teacher	10.4 days	Up from 3.4 days	11.0 days	10.0 days
<b>School</b>				
Principal's years at school	6.0	Up from 5.0	5.0	4.0
Student-teacher ratio in core subjects	23.5 to 1	Up from 21.0 to 1	24.1 to 1	22.0 to 1
Prime instructional time	92.6%	Up from 92.0%	90.8%	90.1%
Opportunities in the arts	Good	No Change	Good	Good
SACS accreditation	Yes	No Change	Yes	Yes
Parents attending conferences	99.7%	Down from 100.0%	98.7%	98.8%
Character development program	Excellent	No Change	Good	Good
Dollars spent per pupil**	\$8,636	Down 12.7%	\$6,863	\$7,245
Percent of expenditures for instruction**	55.6%	Down from 61.8%	63.0%	63.1%
Percent of expenditures for teacher salaries**	54.7%	Down from 60.5%	60.9%	60.9%
ESEA composite index score	95.8	N/A	90.1	88.1

\* Length of contract = 185+ days.

\*\* Prior year audited financial data available.

## EVALUATION RESULTS

	Teachers	Students*	Parents*
Number of surveys returned	17	92	32
Percent satisfied with learning environment	93.8%	81.5%	83.9%
Percent satisfied with social and physical environment	100.0%	89.0%	73.3%
Percent satisfied with school-home relations	100.0%	84.8%	69.0%

\*Only students at the highest middle school grade level at this school and their parents were included.

## REPORT OF PRINCIPAL AND SCHOOL IMPROVEMENT COUNCIL

Landrum Middle School began the 2011-2012 school year with the mission to give all students every opportunity to make the most of themselves by continuing the vision to be a school for the heart and mind where students feel comfortable, safe, loved and valued. Major strengths identified for Landrum Middle School included taking a comprehensive approach to data analysis to guide instructional decisions, focus, and goal setting; continuing the tradition of academic excellence and a student centered approach to education; implementing strong programs in academics, athletics and the arts; establishing partnerships with local foundations and agencies; and embracing current educational trends and methods. Helping to achieve this goal was the continuation of our school-wide reading initiative, iRead, where we celebrated over 2000 books read by students and teachers for the year. Our extended reading community was involved through reading incentive events such as Mansion Mystery Mania, Holiday Hullabaloo, Pop Goes the Poet, and the Cardinal City Carnival. In addition, our literacy initiatives were acknowledged by being named as an Exemplary Reading Honor Award school.

LMS was recognized as meeting AYP. In addition, the school received the Palmetto Gold Award for outstanding student academic performance, and the Palmetto Silver Award was received for meeting the growth in achievement criterion. LMS also received an award from the SCNSPA (SC National School Public Relations Association) for the school's website.

Our students demonstrated academic excellence throughout the year. Seven students were recognized as Junior Scholars. Furthermore, two students were recognized as Duke Tip Scholars. Beta Club welcomed 100 members for the school year. 180 students participated in Job Shadow Day. The Battle of the Brains team finished as one of the top 8 schools.

The fine arts of Landrum Middle School had much to celebrate in the areas of chorus, orchestra, and art. Three students' artwork was chosen to be displayed during Youth Art Month at the Chapman Cultural Center. In addition, one student's artwork was displayed in New York City during the National Art Education Association Convention. LMS was thrilled to have three students to be chosen for the Spartanburg All County Choir, and four students were selected for the 2011 All State Chorus. In addition, one student was accepted into the Region Orchestra to play the violin.

Landrum Middle School would like to thank our community, parents, guardians, and volunteers for all of their hard work and continued support for our school.

Crystal McSwain, Principal  
 Caroline Skellie, SIC Co-Chairperson  
 Mary Lou McInerney, SIC Co-Chairperson

Comprehensive detail, including definitions of ratings, performance criteria, and explanations of status, is available on [www.ed.sc.gov](http://www.ed.sc.gov) and [www.eoc.sc.gov](http://www.eoc.sc.gov) as well as school and school district websites.

Printed versions are available from school districts upon request.

### Abbreviations Key

N/A Not Applicable N/AV Not Available N/C Not Collected N/R Not Reported I/S Insufficient Sample TBD To be determined

NI Newly Identified CSI Continuing School Improvement CA Corrective Action RP Plan to Restructure R Restructure DELAY School Improvement Status HOLD School Improvement Status