



SC Annual School Report Card Summary

T. E. Mabry Middle School
Spartanburg 1 School District
Grades: 7-8 **Enrollment: 434**
Principal: Marsha Clark
Superintendent: Dr. Ronald W. Garner
Board Chair: Mr. Travis Sloan

PERFORMANCE

Comprehensive detail, including definitions of ratings, performance criteria, and explanations of status, is available on www.ed.sc.gov and www.eoc.sc.gov as well as school and school district websites. Printed versions are available from school districts upon request.

YEAR	ABSOLUTE RATING	GROWTH RATING	PALMETTO GOLD AND SILVER AWARD		ESEA/FEDERAL ACCOUNTABILITY RATING SYSTEM	
			General Performance	Closing the Gap	ESEA Grade	Accountability Indicator
2012	Excellent	Excellent	TBD	TBD	A	N/A
2011	Excellent	Excellent	Gold	Silver	Not Met	N/A
2010	Good	Good	Silver	Silver	Met	N/A

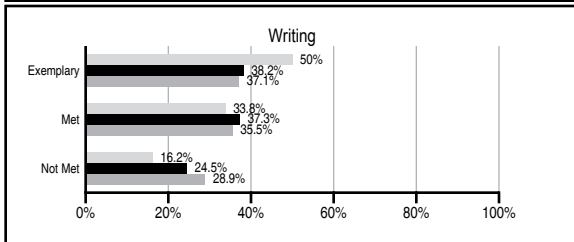
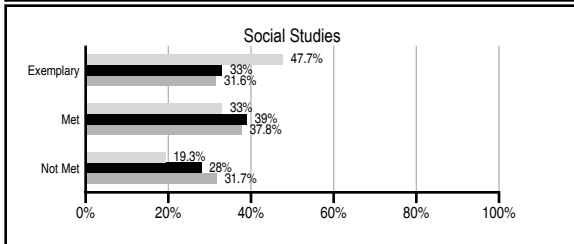
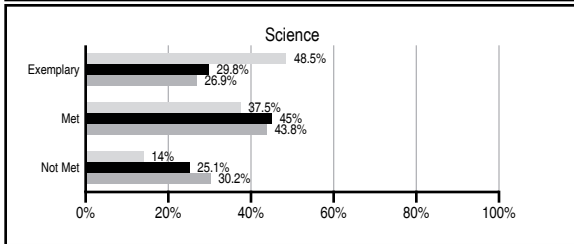
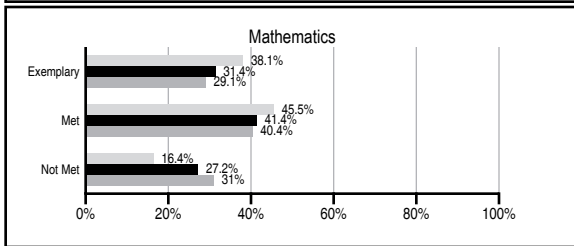
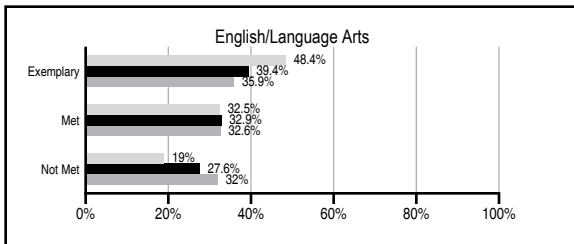
ABSOLUTE RATINGS OF MIDDLE SCHOOLS WITH STUDENTS LIKE OURS*

EXCELLENT	GOOD	AVERAGE	BELOW AVERAGE	AT-RISK
5	24	25	1	0

* Ratings are calculated with data available by 11/07/2012. Schools with Students Like Ours are Middle Schools with Poverty Indices of no more than 5% above or below the index for this school.

PASS PERFORMANCE

Our School
 Middle Schools with Students Like Ours
 Middle schools statewide



NAEP PERFORMANCE*

* Performance reported for SC and nation, data not available at school level. Percentages at NAEP Achievement Levels.



END OF COURSE TESTS - 2012

% of students scoring 70 or above on:	Our Middle School	Middle Schools with Students Like Ours
Algebra 1/Math for the Technologies 2	100.0	97.0
English 1	N/A	90.9
Physical Science	N/A	N/A
US History and the Constitution	N/A	N/A
All Subjects	100.0	96.3

SC PERFORMANCE VISION

By 2020 all students will graduate with the knowledge and skills necessary to compete successfully in the global economy, participate in a democratic society and contribute positively as members of families and communities.

Abbreviations Key

N/A Not Applicable N/AV Not Available N/C Not Collected N/R Not Reported I/S Insufficient Sample TBD To be determined

T. E. Mabry Middle School [Spartanburg 1 School

SCHOOL PROFILE

	Our School	Change from Last Year	Middle Schools with Students Like Ours	Median Middle School
Students (n=434)				
Students enrolled in high school credit courses (grades 7 & 8)	14.5%	Up from 14.3%	34.2%	22.9%
Retention rate	0.7%	Up from 0.0%	0.7%	0.8%
Attendance rate	96.5%	Up from 96.0%	96.1%	96.2%
Served by gifted and talented program	N/AV	N/AV	N/AV	N/AV
With disabilities other than speech	N/AV	N/AV	N/AV	N/AV
Older than usual for grade	N/AV	N/AV	N/AV	N/AV
Out-of-school suspensions or expulsions for violent and/or criminal offenses	0.0%	No Change	1.0%	0.5%
Annual dropout rate	0.0%	No Change	0.0%	0.0%
Teachers (n=34)				
Teachers with advanced degrees	79.4%	Up from 76.3%	61.2%	61.3%
Continuing contract teachers	N/AV	N/AV	N/AV	N/AV
Teachers returning from previous year	90.2%	Down from 91.9%	88.2%	86.7%
Teacher attendance rate	96.3%	Down from 96.4%	95.2%	95.2%
Average teacher salary*	\$48,506	Up 3.6%	\$46,986	\$46,422
Classes not taught by highly qualified teachers	0.0%	No Change	0.9%	2.0%
Professional development days/teacher	11.7 days	Up from 11.4 days	11.0 days	10.0 days
School				
Principal's years at school	2.0	Up from 1.0	4.0	4.0
Student-teacher ratio in core subjects	18.3 to 1	Up from 17.2 to 1	22.9 to 1	22.0 to 1
Prime instructional time	91.5%	Down from 91.7%	89.9%	90.1%
Opportunities in the arts	Good	No Change	Good	Good
SACS accreditation	Yes	No Change	Yes	Yes
Parents attending conferences	100.0%	Up from 51.8%	98.3%	98.8%
Character development program	Excellent	Up from Good	Good	Good
Dollars spent per pupil**	\$9,006	Down 0.1%	\$6,972	\$7,245
Percent of expenditures for instruction**	63.5%	Down from 64.9%	64.2%	63.1%
Percent of expenditures for teacher salaries**	62.6%	Down from 63.6%	61.8%	60.9%
ESEA composite index score	94.3	N/A	87.7	88.1

* Length of contract = 185+ days.

** Prior year audited financial data available.

REPORT OF PRINCIPAL AND SCHOOL IMPROVEMENT COUNCIL

T. E. Mabry Middle School continues to provide a quality, student-centered education for our students. Mabry Middle School is a MMGW (Making Middle Grades Work) school that utilizes the frame work established by the Southern Region Educational Board. Mabry Middle implemented a school-wide literacy initiative. Each year, for the last four years, we set a goal to read 2,000,000 pages, and we have surpassed that goal every year. Mabry had 13 students named Junior Scholars and two students that qualified for state recognition through the Duke/TIP Scholars Program. We inducted 71 students into Junior Beta Club. Out athletic teams had a great year, with record numbers of students participating. Our Fine Arts programs also represented us very well and won numerous awards. Our Band received all "Superior" ratings at their concert festivals. Chorus received three "Superior" ratings, three "Excellent" ratings, and an overall "Grand Champion" award for the second year in a row. We are very grateful to the Athletic Booster Club, PTO, and SIC for the support each group provided throughout the year. As a South Carolina School to Watch, named in 2011, we hosted visitors from other schools throughout the upstate. As the 2011 Exemplary Reading Award School, we continue to participate in the SC Middle School Association by serving as presenters at the annual conference in Myrtle Beach, SC. Our goal is to continue to focus on building literacy and creating successful transitions from elementary, to middle, to high school. We look forward to the challenges that each year will bring.

Marsha Clark, Principal
Katie Clayton, SIC Chair

EVALUATION RESULTS

	Teachers	Students*	Parents*
Number of surveys returned	35	214	95
Percent satisfied with learning environment	100.0%	84.0%	95.8%
Percent satisfied with social and physical environment	100.0%	91.0%	90.3%
Percent satisfied with school-home relations	100.0%	86.4%	79.8%

*Only students at the highest middle school grade level at this school and their parents were included.

Comprehensive detail, including definitions of ratings, performance criteria, and explanations of status, is available on www.ed.sc.gov and www.eoc.sc.gov as well as school and school district websites.

Printed versions are available from school districts upon request.

Abbreviations Key

N/A Not Applicable N/AV Not Available N/C Not Collected N/R Not Reported I/S Insufficient Sample TBD To be determined

NI Newly Identified CSI Continuing School Improvement CA Corrective Action RP Plan to Restructure R Restructure DELAY School Improvement Status HOLD School Improvement Status